



STIHL

**2022 / 2023
CATALOGUE**

GB (W)

SUSTAINABILITY AS A GUIDING PRINCIPLE

The concept and term "sustainability" dates back to forestry in the 18th century, so is obviously far from new. Even then, foresters understood the importance of only cutting as much wood as could regenerate. Our company has its roots in forestry, so it is second nature for us to consider the long term – and particularly to think in terms of cycles – just as the forest and the natural world require us to. As a family-owned company, we are deeply committed to the principle of using finite resources in such a way that they can be preserved for future generations.

With the same objective in mind, we continuously optimise our processes to reduce consumption of raw materials, water and energy. We have set ourselves an ambitious objective to meet the targets of the Paris Agreement well before the deadline, and in doing so we are helping to keep the global rise in temperature to below 2°C. With STIHL Germany having become carbon-neutral in 2021, the aim is for our other manufacturing companies abroad to follow suit in 2022, and eventually our subsidiaries too.

Sustainable economies must focus on the future. To enable this, we are putting huge investment into research and development. Our aim is to help people, now and in the future, to commit to the sustainable use, maintenance, and protection of forests and the natural world. Innovative, high-quality, durable STIHL tools and services are of crucial importance.

Your Stihl family

Selina Stihl
Deputy Chair of the Advisory Board

Dr Nikolas Stihl
Chair of the Advisory Board

Karen Tebar
Deputy Chair of the Advisory Board

"FOR US, SUSTAINABILITY ALSO MEANS OFFERING LONG-TERM SUPPORT TO PEOPLE AS THEIR CAREERS UNFOLD."

Selina Stihl, Deputy Chair of the Advisory Board



"OUR CUSTOMERS AND THE ENVIRONMENT ARE EQUALLY CENTRAL TO OUR PRODUCT DEVELOPMENT TODAY."

Dr Nikolas Stihl, Chair of the Advisory Board



"WE ARE TAKING GLOBAL CLIMATE TARGETS SERIOUSLY - AND ARE WORKING ON MAKING STIHL CLIMATE-NEUTRAL WORLDWIDE."

Karen Tebar, Deputy Chair of the Advisory Board





CONTENTS

—

CORDLESS POWER. BY STIHL.

FROM PAGE 14



SAWING AND CUTTING

Chainsaws, pole pruners and cutting attachments

FROM PAGE 58



Hedge trimmers and long-reach hedge trimmers

FROM PAGE 116



KombiSystem and MultiSystem

FROM PAGE 136



Concrete cutters and cut-off machines

FROM PAGE 150



MOWING, PLANTING, FARMING AND HARVEST

Robotic mowers, lawn mowers and scarifier

FROM PAGE 168



Grass trimmers, brushcutters and clearing saws

FROM PAGE 196



Harvesters

FROM PAGE 240



Farming tools

FROM PAGE 250



Water pumps

FROM PAGE 256



Tillers

FROM PAGE 262



Mistblowers and sprayers

FROM PAGE 268



Earth augers

FROM PAGE 278



CLEANING AND CLEARING

Blowers, vacuum shredders, sweeping machines,
high-pressure cleaners, wet/dry vacuum cleaners

FROM PAGE 288



Garden shredders

FROM PAGE 338



ACCESSORIES

Smart solutions

FROM PAGE 348



Fuels and lubricants

FROM PAGE 352



Personal protective equipment

FROM PAGE 366



Hand tools and forestry accessories

FROM PAGE 410



BRAND SHOP

FROM PAGE 420



TECHNOLOGY HIGHLIGHTS

FROM PAGE 472

NEW PRODUCTS OVERVIEW

CORDLESS POWER. BY STIHL.

SEA 20 cordless hand vacuum	22
Set of mini nozzles for SEA 20	22
BGA 60 cordless blower	26
SHA 56 cordless vacuum shredder	27
RMA 248 cordless lawn mower	28
HTA 50 cordless pole pruner	29
HTA shaft extension	30
Protective foot for HLA and HTA	30
Collection bag attachment set for SHA 56	30
MSA 300 / MSA 300 C-O cordless chainsaws	34
MSA 220 T / MSA 220 TC-O cordless arborist saws	36
BGA 300 cordless backpack blower	40
RMA 253 cordless lawn mower	42
SGA 85 cordless sprayer	45
RGA 140 cordless rotary cutting head	47
AP 500 S battery	48
AL 301-4 multiple battery charger	49
Hip belt with holster for SGA 85	51
Bumper spikes for MSA 220 T / TC-O	51
Battery carrier	52

SAWING AND CUTTING

CHAINSAWS, POLE PRUNERS AND CUTTING ATTACHMENTS

Service Kits for chainsaws	82
HT 105 pole pruner	86
HT 134 pole pruner	87

HT 135 pole pruner	87
Service Kits for pole pruners	88
Hexa / Hexa 3 saw chains	104
Hexa Upgrade Kits	105
Filing kit for Hexa saw chains	112
Filing gauges for Hexa saw chains	113
Hexagon file for Hexa saw chains	113
Grinding wheel for Hexa saw chains	115

HEDGE TRIMMERS AND LONG-REACH HEDGE TRIMMERS

Hedge trimmer Service Kits	127
----------------------------	-----

KOMBISYSTEM AND MULTISYSTEM

Service Kits for KombiEngines	145
-------------------------------	-----

CONCRETE CUTTERS AND CUT-OFF MACHINES

Service Kits for cut-off machines	160
D-B10, D-B20, D-B80, D-BA10, D-BA60, D-BA90 and D-SB90 diamond cutting wheels	165

MOWING, PLANTING, FARMING AND HARVESTING

ROBOTIC MOWERS, LAWN MOWERS AND SCARIFIER

AMK 443 / AMK 448 mulching kits	189
---------------------------------	-----



GRASS TRIMMERS, BRUSHCUTTERS AND CLEARING SAWS

FS 261 C-E brushcutter	205
FS 361 C-EM clearing saw	207
FS 411 C-EM / FS 411 C-EM L clearing saws	207
FS 461 C-EM clearing saw	208
FS 491 C-EM / FS 491 C-EM L clearing saws	209
FS 561 C-EM clearing saw	210
Service Kits for grass trimmers, brushcutters and clearing saws	220
PolyCut 28-2 / 48-2 mowing heads	232
AutoCut spool	233
WoodCut 250-26 circular saw blade	236
Wear protection for PolyCut 28-2 / 48-2 mowing heads	238
Deflectors for metal tools, nylon mowing heads and PolyCut, shredder blades and circular saw blades	239

WATER PUMPS

Water pump WP 300	260
Water pump WP 600	260
Water pump WP 900	261

CLEANING AND CLEARING

CLEANING SYSTEMS

Service Kits for blowers	298
Service Kits for vacuum shredders	305
RE 80 X / RE 80 high-pressure cleaners	310
RE 90 high-pressure cleaner	311
RE 90 PLUS high-pressure cleaner	311

RE 100 PLUS CONTROL high-pressure cleaner	312
RE 110 PLUS high-pressure cleaner	313
RE 120 PLUS high-pressure cleaner	313
RE 140 PLUS high-pressure cleaner	314
Vehicle cleaning set for RE 80 to RE 170 PLUS	317
Hose holder	318
Paper filter for SEA 20	334

ACCESSORIES

SMART SOLUTIONS

ADVANCE ProCOM ear protectors	350
ADVANCE ProCOM ear defenders set	350

FUELS AND LUBRICANTS

MotoMix ECO fuel mixture	356
Care & Clean Kit iMOW® & lawn mower plus	362

PERSONAL PROTECTIVE EQUIPMENT

Worker S2 mid-height safety shoes	392
Worker S3 laced safety boots	392
TIMBERSPORTS® EDITION ear protectors	396
Helmet set ADVANE X-Climb ME	400
FUNCTION Slim safety glasses	406

BRAND SHOP

STIHL COLLECTION	422
STIHL TIMBERSPORTS®	462

NEW PRODUCTS HIGHLIGHTS

MSA 300 C-O

THE MOST POWERFUL PROFESSIONAL CORDLESS CHAINSAW IN THE STIHL RANGE

High performance and with three available operating modes for optimum work across a huge range of applications such as felling, pruning, and cutting to length. Ergonomic design, STIHL anti-vibration system, intuitive operation and notification cockpit with LED display, integrated cooling air filter, adjustable oil pump. Fitted as standard with an oil sensor and LED display for active user notification when the oil level is low.



MORE ON PAGE **34**

ADVANCE PROCOM



THE SMART COMMUNICATION SOLUTION

Ear protection and innovatively implemented communication solution for professionals in forestry and tree maintenance. Enables networked connection of up to 16 individuals across a distance of up to 600 m. With filtering for active dampening of loud machine noises. A Bluetooth® connection to a smartphone enables users to talk on the phone, listen to music, and use voice assistants. Available as the ADVANCE ProCOM ear protectors, and as the retrofittable ADVANCE ProCOM ear defenders set for the FUNCTION Universal and ADVANCE X-Climb helmets.



MORE ON **PAGE 350**

WP 300, WP 600 & WP 900

NEW POWERFUL WATER PUMPS IN THE STIHL RANGE

Robust, powerful and reliable water pumps for easy watering of small to large agricultural areas.



MORE ON **PAGE 260**

RE 80 X

COMPACT HIGH-PRESSURE CLEANER

The RE 80 X is a very compact, portable entry-level power tool, with low weight for easy transport and space-saving storage. With robust aluminium high-pressure pump, rotary nozzle, adjustable fan jet nozzle and cleaning agent spray set.



MORE ON **PAGE 310**

SERVICE KIT

NEW SELF-SERVICE PRODUCTS IN THE STIHL RANGE

Now you can perform simple standard maintenance tasks yourself. STIHL Service Kits for petrol chainsaws and petrol power tools contain a filter, spark plug and fuel filter, providing you with all the components you need. Choose the right service kit for your machine from our wide range, and get started!



MORE ON **PAGE 10**

MAINTENANCE & INSPECTION - EASIER THAN EVER BEFORE

Would you like to proactively support your STIHL power tools' reliability, operational readiness and service life? With our Service Kits and Care & Clean Kits, you can now undertake simple standard maintenance and inspections of your power tools, as well as their care and cleaning. We have put together the components you'll need in a range of specific packages.



NEW SERVICE KITS FOR SIMPLE STANDARD MAINTENANCE TASKS

You can proactively support the reliability and service life of your STIHL petrol-driven chainsaws and power tools simply through straightforward, regular maintenance. The service kits contain all the components you need to do this: an air filter, spark plug and fuel filter, in each case coordinated with your machine, which can be installed in a few simple steps.

➔ Our Service Kits are available on the accessories pages of the respective product sections.



CARE & CLEAN KITS FOR MACHINE MAINTENANCE AND CLEANING

Cleaning and care are essential to ensuring your power tools work efficiently; a build up of debris on the tool or grass under the deck can hinder performance. STIHL Care & Clean Kits contain the right sprays, cloths or cleaning solutions for machine-relevant maintenance. We have kits available for iMOW® and lawn mowers, hedge trimmers and long-reach hedge trimmers, as well as grass trimmers, brushcutters and clearing saws.

➔ Our clean & care kits can be found on page 362.



ADDITIONAL PRODUCTS IN
OUR SELF-SERVICE RANGE:



NEW
HEXA UPGRADE KITS
FOR IMPROVED CUTTING PERFORMANCE

Improved cutting performance, easier sharpening and longer service life, all with the new STIHL Hexa saw chain. These upgrade kits contain all you need for retrofitting your forestry chainsaw with the new STIHL professional cutting system. Each kit contains two Hexa saw chains, one Hexa file, and one file handle made from wood.

➔ Our Hexa upgrade kits can be found on page 105.



CORDLESS POWER. BY STIHL.





SYSTEMATIC PERFORMANCE: OUR CORDLESS POWER.

AI-Line **18**

AK-System **24**

AS-System **20**

AP-System **34**






PACKED WITH POWER

CORDLESS POWER TOOLS FOR EVERY REQUIREMENT

Maintaining wooded and green areas poses a range of challenges for humans and machines - including when it comes to stamina. With our three AS, AK and AP cordless power systems, as well as the AI-Line, you're sure to find the right answer among our powerful, comfortable and flexible cordless power tools with long battery life. Whether in personal or professional use, you can always bank on reliable performance with cordless power from STIHL.



FOR PRIVATE USE: PERFECT-FIT TOP PERFORMERS



GET SMALL GARDEN JOBS DONE AT A MOMENT'S NOTICE

AI-LINE

With the quick and easy-to-operate power tools in the AI-Line, you will be fantastically well equipped to deal with tasks in your garden. To charge the integrated battery, the power tool simply needs to be connected to a wall socket.



COMPLETE A RANGE OF GARDEN JOBS WITH EASE

AS-SYSTEM

The compact, easy-to-handle power tools in the AS-System are perfect for occasional work outside the house and in garden maintenance. The power you need is reliably delivered by a replaceable AS 2 battery.

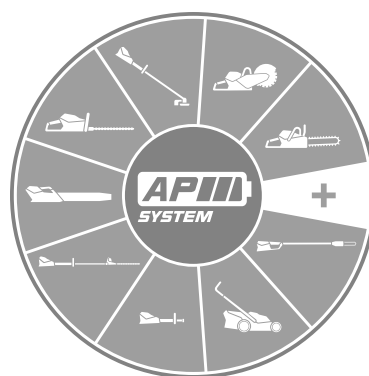


CONQUER AMBITIOUS PROJECTS

AK-SYSTEM

You will be impressed by the power and stamina of the AK-System. Equipped with this flexible range of power tools, you can meet any challenge in your garden. All AK batteries can be easily combined with AL 101 and AL 300 chargers and any power tool from the AK-System.

FOR PROFESSIONALS: CONCENTRATED POWER



ASSURED SUCCESS IN PROFESSIONAL OPERATION

AP-SYSTEM

Our AP-System comprises a wide range of particularly high-performance cordless power tools. Their capacity and stamina makes them ideal for daily use in professional applications such as landscaping, garden maintenance, and tree maintenance. But they're great workers in municipal settings too, keeping a low profile when it comes to noise.

AI-LINE



- For domestic users
- For spontaneously tackling small garden jobs
- With integrated battery for rapid, straightforward handling



HSA 45

18 V • 2.3 kg^①



A very light cordless hedge trimmer with good cutting performance, for trimming shrubs and hedges in your home's outdoor spaces. Single-sided cutting blade with 24 mm tooth spacing, integrated cut protection, screw-on tip protector, integrated lithium-ion battery (36 Wh) with charge-level indicator. Battery charging time: 145 min / 210 min (80% / 100%) For more information on features and technical details, see page 128.

Bar length **50 cm**
Order number **4511 011 3500**



BGA 45

18 V • 2.2 kg^①



Easy-to-maneuvre cordless blower for cleaning small outdoor areas at home. Round nozzle, integrated lithium-ion battery (45 Wh) with charge-level indicator. Battery charging time: 210 min / 300 min (80% / 100%) For more information on features and technical details, see page 301.

Order number **4513 011 5900**

① Weight including battery



FSA 45







18 V • 2.3 kg[Ⓢ]



Compact cordless brushcutter to make straightforward work of trimming and clearing in outdoor domestic areas. Integrated lithium-ion battery (36 Wh) with charge-level indicator, shaft and loop handle that can be adjusted without using tools, adjustable mowing unit working angle including for vertical edge trimming, easy to change between the PolyCut blade and mowing line without changing the mowing head, spacer bracket. Battery charging time: 145 min / 210 min (80% / 100%) For more information on features and technical details, see page 228.

Order number **4512 011 5700**



BATTERY RANGES [Ⓢ] (EXAMPLE USE)		WORKING HOURS PER BATTERY CHARGE [Ⓢ] (up to...)	
<p>HSA 45</p> 	<p>Up to... of hedge</p> 	80 m ²	40 min
<p>BGA 45</p> 	<p>Dry leaves on asphalt: up to...</p> 	200 m ²	10 min
<p>FSA 45</p> 	<p>Lawn edges: up to... / Lawn: up to...</p> 	250 m / 50 m ²	20 min / 12 min

Ⓢ The values provided are estimates and may vary depending on the actual cutting work done

Ⓢ The battery working times and area specifications for each battery charge are estimates and may vary depending on how the tool is used and what is being cut

Ⓢ Explanation of symbols on page 472



AS-SYSTEM



- For domestic users
- For grounds and garden maintenance as well as smaller cleaning jobs
- With the powerful AS 2 battery



HSA 26

10.8 V · 0.8 kg^①



Lightweight and compact cordless shrub shears with shrub cutter for trimming and maintaining smaller, evergreen hedges and small-leaved ornamental trees. Shrub cutter with optimised STIHL cutter geometry for an optimum cutting experience. With grass trimmer, also suitable for cutting lawn edges. Non-slip control handle for perfect ergonomics, rapid, tool-free blade change, and battery charge-level indicator so you can keep an eye on the remaining battery capacity at all times. The AS 2 battery works exclusively with the products in the AS-System and is not compatible with the HSA 25. The HSA 26 is available in a set or as the tool only. For more information on features and technical details, see page 128.

Included in the set:

- 1 × AS 2 lithium-ion battery, 28 Wh, 10.8 V
- 1 × AL 1 standard charger
- 1 × shrub cutter, cutting length 20 cm, including blade scabbard
- 1 × grass trimmer, cutting width 12 cm, including blade scabbard
- 1 × black/orange carry bag with eyelets for wall-mounting

HSA 26 tool only excluding battery, charger and carry bag, including shrub cutter and grass trimmer

Bar length **20 cm**
Order number **HA03 011 3500**

HSA 26 set with AS 2 and AL 1

Bar length **20 cm**
Order number **HA03 011 3506**

TELESCOPIC SHAFT FOR HSA 26

Facilitates ergonomic working in an upright position with the HSA 26. Easy and rapid connection with the HSA 26 well as easy changeover of the AS 2 battery in the handle. Telescopic adjustment on an infinitely variable basis, from 95-110 cm, working angle that can be adjusted through 125°, smooth-running rollers, soft handle. The telescopic shaft only fits the HSA 26 and is not compatible with the GTA 26 or the HSA 25.



Order number **HA03 710 7100**

^① Weight excluding battery, including shrub cutter

^② Weight excluding battery, including cutting attachment



GTA 26

10.8 V • 1.2 kg[Ⓢ]

Cordless garden pruner with a wide range of uses. For pruning trees and shrubs, cutting up garden waste, and building with wood. With a 1/4" PM3 chain for high cutting power and performance. Non-slip control handle for very good ergonomics. Tool-free chain replacement and flexible protective hood for safe work, with charge-level indicator. The GTA 26 is available in a set or as the tool only. For more information on features and technical details, see page 412.

Included in the set:

- 1 × AS 2 lithium-ion battery, 28 Wh, 10.8 V
- 1 × AL 1 standard charger
- 1 × Light guide bar, 10 cm
- 1 × 1/4" PM3 saw chain, 10 cm
- 1 × Multioil Bio, 50 ml
- 1 × black/orange carry bag with eyelets for wall-mounting

GTA 26 tool only excluding battery, charger and carry bag, including Multioil Bio, 50 ml

Bar length **10 cm**
Order number **GA01 011 6900**

GTA 26 set with AS 2 and AL 1

Bar length **10 cm**
Order number **GA01 011 6910**

HOLSTER FOR GTA 26

Enables you to carry the GTA 26 on your belt for quick access to the tool when working. The adjustable leg strap secures the holster on your thigh for more comfortable wear. The additional flap holds the GTA 26 securely in the holster.



Order number **GA01 490 1700**



1/4" PM3 SAW CHAIN - FOR POWERFUL CUTS WITH THE GTA 26

The 1/4" PM3 saw chain, combined with a chain speed of 8 m/s, ensures rapid progress in your work and a clean cutting pattern. Thanks to the sprocket cover with wingnut, the chain on the GTA 26 can be changed easily and without tools. Order information for the 1/4" PM3 saw chain for the Light guide bar is available on pages 110 and 111.



PAGE **359**

MULTIOIL BIO



Eco-friendly with a wide range of uses, for example chain lubrication for the GTA 26. Available in 50 ml and 150 ml sizes.





NEW SEA 20

10.8 V • 1.1 kg[Ⓞ]

Practical cordless hand vacuum for vacuuming and cleaning smaller dry areas in the garage, workshop or car. With removable collection container for easy emptying and cleaning. Crevice nozzle and universal nozzle with removable bristle attachment for a range of applications. The locking solution enables continuous operation without needing to keep the control lever pressed down. Very good filtering effect due to a two-level filter system. The charge level of the AS 2 battery can be viewed on the LED display at the press of a button. The SEA 20 is available in a set or as the tool only. For more information on features and technical details, see page 336.

Included in the set:

- 1 × AS 2 lithium-ion battery, 28 Wh, 10.8 V
- 1 × AL 1 standard charger
- 1 × crevice nozzle
- 1 × universal nozzle with removable bristle attachment
- 1 × extension tube
- 1 × vacuum hose
- 1 × bag

SEA 20 tool only excluding battery and charger

Order number **SA03 011 7300**

SEA 20 set with AS 2 and AL 1

Order number **SA03 011 7310**



PAGE **334**

ACCESSORIES: PAPER FILTER FOR SEA 20

The paper filter of the SEA 20 is particularly easy to clean by simply tapping it out - which also means it can be used for longer. However, it is recommended that you fully replace the filter from time to time to ensure that the cordless hand vacuum remains both effective and reliable.



NEW SET OF MINI NOZZLES

Accessory set for the SEA 20 cordless hand vacuum, each consisting of three combinable extension tubes and nozzles. For cleaning particularly tight or difficult-to-access spots such as gaps between radiator bars.

Included in the set:

- 3 × extension hose
- 3 × nozzle
- 1 × storage bag

Order number **SA03 007 1000**



[Ⓞ] Weight excluding battery and nozzles

[Ⓢ] Explanation of symbols on page 472



AS 2 BATTERY

Lightweight, compact and powerful 10.8 V battery. Compatible with all 10.8 V power tools from the STIHL AS-System (not HSA 25). 28 Wh battery power[Ⓞ]. Weight: 0.2 kg.

Order number **EA02 400 6500**



AL 1 STANDARD CHARGER

230 V. Compatible with the STIHL AS 2 battery. With charge-level indicator (flashing LED pattern). Cable tie with Velcro tape. Wall-mounting possible.

Order number **EA03 430 2500**

AS 2



28 Wh

BATTERY POWER[Ⓞ]

BATTERY CHARGING TIMES, CAPACITY: 80 % / 100 %



55 min / 70 min

BATTERY RANGES[Ⓞ] (EXAMPLE USE)

WORKING HOURS PER BATTERY CHARGE[Ⓞ] (up to...)

HSA 26

Trim up to...



30 boxwood balls

110 min

GTA 26

When sawing branches (Ø 4 cm), up to...



80 cuts

25 min

NEW SEA 20



14 min

Ⓞ Power capacity according to the specifications of the cell manufacturer. The power capacity available during operation is lower, to increase service life

Ⓞ The values provided are estimates and may vary depending on the actual cutting work done
 Ⓞ The battery working times and area specifications for each battery charge are estimates and may vary depending on how the tool is used and what is being cut



AK-SYSTEM

AK
SYSTEM

- For demanding occasional users
- For extensive work in your home garden
- With replaceable and powerful AK lithium-ion batteries



AK 20

MSA 120 C-B

36 V • 0.85 kW^① • 2.7 kg^②



Lightweight cordless chainsaw for grounds maintenance and straightforward but skilled manual jobs. Soft handle, quick and convenient chain change with STIHL Quick Chain Tensioning, oil tank with transparent viewing window, high cutting performance due to a 1/4" PM3 saw chain. For more information on features and technical details, see page 90.

MSA 120 C-B excluding battery and charger^③

Bar length **30 cm**
Order number **1254 011 5870**

MSA 120 C-B set with AK 20 and AL 101^③

Bar length **30 cm**
Order number **1254 011 5880**

MSA 120 C-B set with 2 × AK 20 and AL 101^③

Bar length **30 cm**
Order number **1254 200 0016**



AK 30

MSA 140 C-B

36 V • 1.1 kW^① • 2.7 kg^②



Lightweight cordless chainsaw for grounds maintenance and straightforward but skilled manual jobs. 25% more cutting performance than the MSA 120 C-B. Soft handle, quick and convenient chain change with STIHL Quick Chain Tensioning, oil tank with transparent viewing window, high cutting performance due to a 1/4" PM3 saw chain. For more information on features and technical details, see page 90.

MSA 140 C-B excluding battery and charger^③

Bar length **30 cm**
Order number **1254 011 5840**

MSA 140 C-B set with AK 30 and AL 101^③

Bar length **30 cm**
Order number **1254 011 5850**

MSA 140 C-B set with 2 × AK 30 and AL 101^③

Bar length **30 cm**
Order number **1254 200 0004**

B = STIHL Quick Chain Tensioning
C = Comfort version
R = Loop handle



AK 10



HSA 56

36 V • 2.9 kg[ⓐ]



Very lightweight cordless hedge trimmer with high cutting performance, for trimming bushes and hedges in your garden at home. Single-sided cutter blade with 30 mm tooth spacing, integrated cut protection in a teardrop shape, and screw-on blade tip protector. For more information on features and technical details, see page 128.

HSA 56 excluding battery and charger

Bar length **45 cm**

Order number **4521 011 3500**

HSA 56 set with AK 10 and AL 101

Bar length **45 cm**

Order number **4521 011 3510**

HSA 56 set with 2 × AK 10 and AL 101

Bar length **45 cm**

Order number **4521 200 0008**



FSA 57

36 V • 2.7 kg[ⓐ]



AK 10

Very lightweight and easy-to-use cordless brushcutter for maintaining lawns and lawn edges in outdoor areas around your home. Cutting circle diameter of 280 mm, adjustable shaft length at the press of a button and handle adjustment without any tools required. Spacer for mowing around obstacles such as trees and shrubs. Soft handle with an optimised usage concept. AutoCut C 3-2 nylon mowing head that can be refilled from the outside with no tools needed. Alternatively, the PolyCut 3-2 mowing head with plastic blades is available as an accessory. For more information on features and technical details, see page 228.



FSA 57 excluding battery and charger

Order number **4522 011 5730**

FSA 57 set with AK 10 and AL 101

Order number **4522 011 5740**

FSA 57 set with 2 × AK 10 and AL 101

Order number **4522 200 0006**


FSA 60 R

36 V • 3.1 kg[ⓐ]



AK 20

Cordless brushcutter in a contemporary design for lawn and lawn edge maintenance. Cutting circle diameter 350 mm. Ergonomic control handle with infinitely variable speed control, loop handle, and sturdy aluminium shaft. Spacer bracket for mowing around obstacles such as trees and shrubs. With C 6-2 AutoCut mowing head. Alternatively, the PolyCut 6-2 mowing head with plastic blades is available as an accessory. For more information on features and technical details, see page 228.



ACCESSORIES:
HARNES



See page 222

FSA 60 R excluding battery and charger

Order number **FA04 011 5700**

FSA 60 R set with AK 20 and AL 101

Order number **FA04 011 5740**

FSA 60 R set with 2 × AK 20 and AL 101

Order number **FA04 200 0002**

ⓐ Further comparison values for petrol-driven chainsaws are available on page 90

ⓑ Weight excluding battery, including guide bar and saw chain

ⓒ With guide bar and saw chain

ⓓ Weight excluding battery

ⓐ Weight excluding battery, including cutting tool and guard

ⓑ Explanation of symbols on page 472



AK 20



BGA 57

36 V • 2.3 kg^①



Pleasantly quiet cordless blower For use in residential areas, gathering leaves, grass, paper and other waste into piles. Round nozzle, soft handle, and three-setting length-adjustable blower tube that can be adapted to match the user's size. Flat nozzle for increased air speed available as an accessory. For more information on features and technical details, see page 301.

BGA 57 excluding battery and charger
Order number **4523 011 5960**

BGA 57 set with AK 20 and AL 101
Order number **4523 011 5970**

BGA 57 set with 2 × AK 20 and AL 101
Order number **4523 200 0006**

AK 30



NEW

BGA 60

36 V • 2.3 kg^①



Powerful cordless blower for domestic users and caretakers, as well as cleaning services. For gathering dry or wet leaves, paper and other waste into piles. In boost mode, 60% more blowing power compared to the BGA 57. With a powerful EC engine, adjustable blowing force, round nozzle, easily length-adjustable blower tube and metal ring to protect the blowing nozzle. For more information on features and technical details, see page 301.

BGA 60 excluding battery and charger
Order number **BA04 011 5900**

BGA 60 set with AK 30 and AL 101
Order number **BA04 011 5940**

① Weight excluding battery

② Weight excluding battery, in suction mode

③ Explanation of symbols on page 472

ACCESSORIES:

NEW
COLLECTION
BAG ATTACH-
MENT SET



See page 30

AK 20

INCLUDING BLOWER TUBE



NEW
SHA 56

36 V • 4.2 kg^②



The first cordless vacuum shredder in the STIHL range. Can be used as a practical 2-in-1 power tool for vacuuming up foliage and hedge cuttings as well as gathering leaves or paper into piles. Converts easily from vacuum shredder to blower - no tools required. Rotatable handle with variable speed regulator for excellent ergonomics in both operating modes. Additional front handle, metal star-shaped shredder and padded harness for use as a vacuum shredder. The collection bag hooks onto the suction tube and has an asymmetrical design for maximum legroom. Backpack collection bag available as an accessory. Round nozzle and two-setting length-adjustable blower tube when used as a blower. Flat nozzle for increased air speed available as an accessory. For more information on features and technical details, see page 304.

SHA 56 excluding battery and charger
Order number **SA02 011 7100**

SHA 56 set with AK 20 and AL 101
Order number **SA02 200 0000**



SUCTION MODE



BLOWING MODE



**SHA 56 - ONE POWER TOOL,
TWO APPLICATIONS**

The SHA 56 is a practical 2-in-1 tool, both a vacuum shredder and a blower in one. Converting the vacuum shredder to a blower - or vice versa - is straightforward and does not require the use of tools. The handle can be turned through 180°. This ensures excellent ergonomics in both operating modes. The collection bag is quickly and easily hung onto the suction pipe, making the SHA 56 ready for use in an instant.



The overview of battery charging times, working time per charge and battery range is available on pages **31 and 32**.





AK 20

RMA 23536 V • 14.0 kg^①

Lightweight, manoeuvrable cordless lawn mower with a 33 cm cutting width for small areas of lawn. With automatic speed control, and flow-optimised blade for longer battery life. Central cut-height adjustment. Folding bar with 2-setting height adjustment. Including folding 30-litre grass catcher box with fill-level indicator. For more information on features and technical details, see page 192.

RMA 235 excluding battery and charger
Order number **6311 011 1410**

RMA 235 set with AK 20 and AL 101
Order number **6311 200 0010**

RMA 235 set with 2 × AK 20 and AL 101
Order number **6311 200 0015**



AK 20

RMA 33936 V • 14.0 kg^①

Lightweight, easy-to-manoeuvre cordless lawn mower with 37 cm cutting width for small to medium-sized lawns. With automatic speed regulation and flow-optimised blade for longer battery life. Central cut-height adjustment and folding 40-litre grass catcher box with fill-level indicator. For more information on features and technical details, see page 192.

RMA 339 excluding battery and charger
Order number **6320 011 1415**

RMA 339 set with AK 20 and AL 101
Order number **6320 011 1440**

RMA 339 set with 2 × AK 20 and AL 101
Order number **6320 200 0064**



AK 20

NEW**RMA 248**36 V • 21.0 kg^①

Easy-to-operate cordless lawn mower with a 46 cm cutting width for small areas of lawn in noise-sensitive environments. With an EC engine and permanently active eco mode for improved battery runtime. Central cut-height adjustment, folding handle, easy-to-operate engine-stop bar, sturdy stainless steel housing, and additional battery transport shaft. Including 55-litre grass catcher box with fill-level indicator. For more information on features and technical details, see page 192.

RMA 248 excluding battery and charger
Order number **6350 011 1400**

RMA 248 set with AK 20 and AL 101
Order number **6350 200 0001**



AK 30

RMA 46036 V • 25.0 kg^①

Highly maneuverable and efficient cordless lawn mower with a 46 cm cutting width for smaller and medium-sized areas of lawn. With central cut-height adjustment and easily adjustable handle bar for user comfort. Usable for four applications: mowing, mulching, catching and grass side discharge. With robust steel housing, optional Eco mode, additional battery transportation slot and 60-litre textile grass catcher box. For more information on features and technical details, see page 192.

RMA 460 excluding battery and charger
Order number **6368 011 1402**

① Weight excluding battery

② Further comparison values for petrol-driven pole pruners are available on page 98

③ Weight excluding battery, guide bar and saw chain

④ With guide bar and saw chain

⑤ Explanation of symbols on page 472



AK 30

RLA 240

36 V • 15.0 kg[Ⓢ]



Compact cordless aerator for scarifying and combing smaller areas of lawn. Central adjustment of the working depth using a rotary switch on the housing, handlebar with 4-setting height adjustment, 34 cm working width, 16 blades. Including an aerator roller and 50-litre grass catcher box. For more information on features and technical details, see page 195.

RLA 240 excluding battery and charger
Order number **6291 011 6600**

RLA 240 set with AK 30 and AL 101
Order number **6291 200 0000**

RLA 240 set with 2 × AK 30 and AL 101
Order number **6291 200 0003**



CORDLESS POWER.
BY STIHL.



HLA 56

36 V • 3.8 kg[Ⓢ]



AK 20

Lightweight cordless long-reach hedge trimmer for cutting taller hedges and shrubs in your home garden. Single-sided cutter blade in a droplet shape, variably adjusted blade angle from -45° to +90°, detachable shaft for easy transport. Carrying length 115 cm, total length 210 cm. For more information on features and technical details, see page 134.



ACCESSORIES:

HLA SHAFT EXTENSION



NEW PROTECTIVE FOOT



See page 30

HLA 56 excluding battery and charger
Order number **HA01 011 2900**

HLA 56 set with AK 20 and AL 101
Order number **HA01 200 0011**

HLA 56 set with 2 × AK 20 and AL 101
Order number **HA01 200 0008**

NEW

HTA 50

36 V • 0.8 kW[Ⓢ] • 3.6 kg[Ⓢ]



AK 20

Lightweight cordless pole pruner with high cutting performance for tree maintenance work of all types. 1/4" PM3 saw chain and side-mounted chain tensioning. With branch hook for easy removal of cuttings from the tree, semi-transparent oil tank, ergonomic control unit and detachable shaft for easy transport and space-saving storage. Total length 280 cm. For more information on features and technical details, see page 98.



ACCESSORIES:

NEW HTA SHAFT EXTENSION



NEW PROTECTIVE FOOT



See page 30

HTA 50 excluding battery and charger[Ⓢ]
Order number **LA02 011 6400**

HTA 50 set with AK 20 and AL 101[Ⓢ]
Order number **LA02 200 0001**



HLA SHAFT EXTENSION

Simple 50 cm shaft extension for the HLA 56 cordless long-reach hedge trimmer. Made from aluminium. Weight: 500 g.

Order number **HA01 820 5000**



NEW HTA SHAFT EXTENSION

Simple 50 cm shaft extension for the HTA 50 cordless pole pruner. Made from aluminium. Weight: 465 g.

Order number **LA02 820 5000**



NEW PROTECTIVE FOOT FOR THE HLA AND HTA

For protecting the power tool and battery from direct contact with the ground. For HLA 56 and HTA 50.

Order number **HA01 007 1000**

NEW COLLECTION BAG ATTACHMENT SET

45 l shoulder-worn collection bag for the SHA 56. Reduces weight on the power tool, for effortless working. Attachment set consisting of a collection bag, elbow, and adapter. Can be fitted to the SHA 56 tool-free.



Order number **SA02 007 1000**

BATTERY CARRY BAG

Easy-to-carry, lightweight, hard-wearing bag for clean storage of STIHL cordless tools accessories, e.g. for a battery with a charger.



Order number **0000 881 0520**

COVER FOR THE AK-SYSTEM BATTERY SLOT

To cover the battery slot on STIHL AK-System power tools (apart from RMA 235, RMA 248, RMA 339 / 339 C and RLA 240). Protects against dust and dirt during longer periods of storage.



Order number **4520 602 0900**



AK BATTERIES

Compatible with the STIHL AK-System. Lightweight lithium-ion batteries with charge-level indicator (four LEDs). Available with different power capacities.



AK 10 72 Wh battery power[Ⓞ], 0.8 kg
Order number **4520 400 6515**

AK 20 144 Wh battery power[Ⓞ], 1.2 kg
Order number **4520 400 6518**

AK 30 180 Wh battery power[Ⓞ], 1.3 kg
Order number **4520 400 6512**

AL 101 STANDARD CHARGER

230 V. Compatible with STIHL AK and AP batteries. With charge-level indicator (LED). Cable tie with Velcro tape. Wall-mounting possible.



Order number **4850 430 2520**

AL 300 QUICK CHARGER

230 V. For shorter charging times for STIHL AK, AP and ARL batteries. Device for wall attachment and cable winding in the casing base. With operating mode indicator via LED and active battery cooling.



Order number **4850 430 5500**



PROFESSIONAL TIP

GET THE BEST OUT OF YOUR STIHL CORDLESS POWER TOOLS!

STIHL offers a wide selection of batteries for products in the AK-System and AP-System. STIHL recommends a specific battery for each product so that you're always best equipped for your work. In making recommendations, we take into account the ideal combination of maximum power to performance, sufficient battery runtime, lowest possible weight and balanced weight distribution. The result: you always get the most out of your power tools.

AK 30 **AP 300 S** **AR 3000 L**

AK 10



AK 20



AK 30



BATTERY POWER[Ⓞ]

72 Wh

144 Wh

180 Wh

BATTERY CHARGING TIMES, CAPACITY: 80 % / 100 %

AL 101



70 / 95 min

135 / 180 min

160 / 205 min

AL 300



30 / 45 min

35 / 55 min

35 / 60 min

[Ⓞ] Power capacity according to the specifications of the cell manufacturer. The actual power capacity available during operation is lower, to increase service life





AK 10

AK 20

AK 30



BATTERY RANGES ^① (EXAMPLE USE) AND WORKING TIME PER BATTERY CHARGE ^② (up to...)				
<p>MSA 120 C-B</p> 	<p>When sawing square timber (10 × 10 cm): up to...</p> 	<p>18 min 60 cuts</p>	<p>40 min 160 cuts</p>	<p>55 min 190 cuts</p>
<p>MSA 140 C-B</p> 	<p>When sawing square timber (10 × 10 cm): up to...</p> 	<p>18 min 60 cuts</p>	<p>40 min 160 cuts</p>	<p>45 min 210 cuts</p>
<p>HSA 56</p> 	<p>Up to... of hedge</p> 	<p>50 min 175 m²</p>	<p>100 min 350 m²</p>	<p>120 min 420 m²</p>
<p>FSA 57 (with nylon mowing head)</p> 	<p>Lawn edges: up to.../ Lawn: up to...</p> 	<p>25 min 625 m / 125 m²</p>	<p>50 min 1,250 m / 250 m²</p>	<p>60 min 1,500 m / 300 m²</p>
<p>FSA 60 R[Ⓢ] (with nylon mowing head)</p> 	<p>Lawn edges: up to.../ Lawn: up to...</p> 	<p>13 min 500 m / 100 m²</p>	<p>30 min 1,250 m / 250 m²</p>	<p>38 min 1,500 m / 300 m²</p>
<p>BGA 57</p> 	<p>Dry leaves on asphalt: up to...</p> 	<p>10 min 380 m²</p>	<p>22 min 760 m²</p>	<p>27 min 900 m²</p>
<p>NEW BGA 60</p> 	<p>Dry leaves on asphalt: up to...</p> 	<p>9 min 370 m²</p>	<p>13 min 730 m²</p>	<p>16 min 900 m²</p>

■ Recommended battery
■ Reduced tool performance

① The values provided are estimates and may vary depending on what is being cut or suctioned
 ② The battery working times and area specifications for each battery charge are estimates and may vary depending on how the tool is used and what is being cut or suctioned

AK 10



AK 20



AK 30



BATTERY RANGES[Ⓢ] (EXAMPLE USE) AND WORKING TIME PER BATTERY CHARGE[Ⓢ] (up to...)

			AK 10	AK 20	AK 30
NEW SHA 56		Dry leaves on asphalt in suction mode/blowing mode up to... 	12 min 38 m ² /300 m ²	25 min 75 m ² /600 m ²	30 min 90 m ² /700 m ²
RMA 235		Lawn: up to... 	150 m ²	300 m ²	400 m ²
NEW RMA 246		Lawn: up to... 	100 m ²	200 m ²	250 m ²
RMA 339		Lawn: up to... 	120 m ²	250 m ²	330 m ²
RMA 460		Lawn: up to... 	120 m ²	200 m ² /168 m ²	265 m ² /218 m ²
RLA 240		Lawn: up to... 	96 m ² Ⓢ	190 m ² Ⓢ	250 m ² Ⓢ
HLA 56		Up to... of hedge 	50 min 190 m ²	100 min 380 m ²	120 min 460 m ²
NEW HTA 50		When sawing square timber (10 × 10 cm): up to... 	25 min 80 cuts	45 min 170 cuts	60 min 220 cuts

Ⓢ With higher output power tools, the same work is completed more quickly, e.g. with the FSA 60 R compared to the FSA 57
 Ⓢ When working in an area, only move the tool in one direction (no crossing-over)



AP-SYSTEM



- For professional users
- For tree and garden maintenance as well as landscaping
- With powerful AP lithium-ion batteries or AR L backpack batteries



AP 200

MSA 160 C-B

36 V • 1.25 kW^① • 3.1 kg^②

Cordless chainsaw for use in noise-sensitive areas. STIHL Quick Chain Tensioning, tool-free fuel cap, with 1/4" PM3 saw chain for a precise cut and high cutting performance. For more information on features and technical details, see page 92.

MSA 160 C-B excluding battery and charger^③

Bar length	25 cm
Order number	1250 200 0065

Bar length	30 cm
Order number	1250 200 0049

NEW MSA 300 C-O

OUR MOST POWERFUL
PROFESSIONAL CORDLESS
CHAINSAW

AP 500 S

36 V • 3.0 kW^① • 5.4 kg^②

MSA 300 C-O excluding battery and charger^③

Bar length	35 cm
Order number	MA02 200 0021

Bar length	40 cm
Order number	MA02 200 0024

Additional versions: MSA 300 see table on page 92

B = STIHL Quick Chain Tensioning
C = Comfort version
O = Oil sensor

③ Further comparison values for petrol-driven chainsaws are available on page 92



MSA 200 C-B

36 V • 1.8 kW^① • 3.3 kg^②



Cordless chainsaw with high cutting performance for use in noise-sensitive areas. 44% more cutting performance compared to the MSA 160 C-B. STIHL Quick Chain Tensioning, tool-free fuel cap, with 1/4" PM3 saw chain for a precise cut and high cutting performance. Metal bumper spikes. For more information on features and technical details, see page 92. Information on the Carving version is provided on page 96.

MSA 200 C-B excluding battery and charger^③

Bar length 30 cm
Order number 1251 200 0018

Bar length **35 cm**
Order number **1251 200 0021**



MSA 220 C-B

36 V • 2.1 kW^① • 3.6 kg^②



Cordless chainsaw with a wide range of uses. Up to 20% more cutting performance compared to the MSA 200 C-B. Its high capacity and professional cutting attachment is suitable for a huge range of applications, such as felling and delimiting wood, cutting it to length, and building with it. Easy to manoeuvre, ergonomic and easy to use. STIHL Quick Chain Tensioning, tool-free fuel cap, with 3/8" PS3 saw chain for very high cutting performance, metal bumper spikes. For more information on features and technical details, see page 96.

MSA 220 C-B excluding battery and charger^③

Bar length **35 cm**
Order number **1251 200 0072**

Bar length 40 cm
Order number 1251 200 0078

The most powerful cordless chainsaw from STIHL for professional use. High performance and the three available operating modes enable optimum work across a huge range of applications such as felling, pruning, and cutting to length. Highly ergonomic design even during longer periods of work thanks to a narrow, nimble design, very good balance and the STIHL anti-vibration system. Intuitive operation and notification cockpit with LED display, integrated cooling air filters, captive nut on the sprocket cover, adjustable oil pump, .325" RS Pro saw chain for excellent cutting performance. Fitted as standard with an oil sensor and LED display for active user notification when the oil level is low. For more information on features and technical details, see page 92.



① Weight excluding battery, including guide bar and saw chain
 ② With guide bar and saw chain
 ③ Explanation of symbols on page 472
 ④ Explanation of quality marks on page 483





AP 200

MSA 161 T

36 V • 1.25 kW^① • 2.5 kg^②



Lightweight, professional cordless arborist saws^③ for use in noise-sensitive areas. With 1/4" PM3 saw chain for a precise cut and high cutting performance, captive nut on the sprocket cover. For more information on features and technical details, see page 96.

MSA 161 T excluding battery and charger^④

Bar length 25 cm
Order number 1252 200 0043

Bar length **30 cm**
Order number **1252 200 0044**

The overview of battery charging times, working time per battery charge, and battery range is available in the table below.



AP 300 S

NEW

MSA 220 TC-O

36 V • 2.1 kW^① • 3.3 kg^②



Powerful professional cordless arborist saw^③ for removing pieces of trunk, crown correction, or removing dead wood. Electronic operating system with an unlock button for simple saw activation makes for particularly easy operation. Operator cockpit with 180° LED display for information on the operating status of the chainsaw as well as the engaged chain break. Fitted as standard with an oil sensor and LED display for active user notification when the oil level is low. Easy-to-clean air filter for long service life and optimum engine cooling, 3/8" PS3 saw chain for excellent cutting performance, side-mounted chain tension, tool-free oil tank cap, and captive nut on the sprocket cover. For more information on features and technical details, see page 96.

MSA 220 TC-O excluding battery and charger^④

Bar length 30 cm^⑤
Order number MA01 200 0002

Bar length **35 cm^⑤**
Order number **MA01 200 0003**

Additional versions: MSA 220 T see table on page 96

AP 100



AP 200



AP 300



AP 300 S



NEW
AP 500 S



BATTERY POWER ^⑥		94 Wh	187 Wh	227 Wh	281 Wh	337 Wh
BATTERY RANGES ^⑦ (EXAMPLE USE) AND WORKING TIME PER BATTERY CHARGE ^⑧ (up to...)						
MSA 160 C-B		-	42 min 210 cuts	50 min 250 cuts	62 min 310 cuts	74 min 370 cuts
MSA 161 T		-	42 min 200 cuts	50 min 240 cuts	62 min 300 cuts	74 min 360 cuts
MSA 200 C-B	When sawing square timber (10 x 10 cm): up to...	-	35 min 160 cuts	40 min 210 cuts	50 min 270 cuts	60 min 320 cuts
MSA 220 C-B		-	32 min 150 cuts	35 min 200 cuts	37 min 270 cuts	44 min 320 cuts
MSA 220 T / MSA 220 TC-O NEW		-	16 min 140 cuts	25 min 190 cuts	29 min 260 cuts	34 min 310 cuts
MSA 300 / MSA 300 C-O NEW		-	-	-	-	20 - 44 min ^⑨ 320 cuts

Recommended battery
 Reduced tool performance

C = Comfort version
T = Top handle
O = Oil sensor

① Further comparison values for petrol-driven chainsaws are available on page 96
② Weight excluding battery, including guide bar and saw chain
③ Specially designed for working among tree branches; should only be used by trained arborists
④ With guide bar and saw chain
⑤ Including lightweight guide bar



AP 200

HSA 66

36 V • 3.1 kg[Ⓢ]



Cordless hedge trimmers offer high cutting performance with a low weight, and maintain a constant stroke rate under load, even during tough jobs. 30 mm tooth spacing, teardrop-shaped cutter geometry holds twigs more effectively in the blade, single-sided cutter blade, integrated cut protection, screw-on tip protector. For more information on features and technical details, see page 128.

HSA 66 excluding battery and charger

Bar length **50 cm**
Order number **4851 011 3520**



AP 200

HSA 86

36 V • from 3.0 kg[Ⓢ]



The cordless hedge trimmer offers high power and efficiency at a low weight. It ensures a constant stroke rate while pruning thick hedges. 33 mm tooth spacing, double-sided cutting blades in two lengths, screw-on cut and tip protector. For more information on features and technical details, see page 128.

HSA 86 excluding battery and charger

Bar length **45 cm**
Order number **4851 011 3529**

Bar length **62 cm**
Order number **4851 011 3521**

Ⓢ Power capacity according to the specifications of the cell manufacturer. The actual power capacity available during operation is lower, to increase service life
Ⓢ The values provided are estimates and may vary depending on the actual cutting work done

Ⓢ The battery working times and area specifications for each battery charge are estimates and may vary depending on how the tool is used and what is being cut
Ⓢ Working time per battery charge varies depending on the selected operating mode

Ⓢ Weight excluding battery
Ⓢ Explanation of symbols on page 472
Ⓢ Explanation of quality marks on page 483



**HSA 94 R**36 V • from 4.1 kg^①

Extremely powerful and sturdy professional cordless hedge trimmer with double-sided cutting blades in the pruning version. Low blade speed for powerful cuts. Increased service life due to new, improved EC engine. Rotatable multi-function handle with three-setting stroke rate, ergonomic-operation loop handle with internal switch, friction-optimised blades and screw-on cut and tip protector. Cordless operation with the aid of the AP holster with connecting cable and a carrying system, or an AR L backpack battery (see page 53). For more information on features and technical details, see page 128.

HSA 94 R excluding battery and charger

Bar length **60 cm**
Order number **4869 011 3540**

Bar length **75 cm**
Order number **4869 011 3541**

**HSA 94 T**36 V • from 3.9 kg^①

Extremely powerful and sturdy professional cordless hedge trimmer with double-sided cutting blades in the trimming version. High blade speed for a particularly precise and clean cutting pattern. Increased service life due to new, improved EC engine. Turning multi-function handle with three-setting stroke rate, ergonomic-operation loop handle with internal switch, friction-optimised blades and screw-on cut and tip protector. Cordless operation with the aid of the AP holster with connecting cable and a carrying system, or an AR L backpack battery (see page 53). For more information on features and technical details, see page 128.

HSA 94 T excluding battery and charger

Bar length **60 cm**
Order number **4869 011 3550**

Bar length **75 cm**
Order number **4869 011 3551**



R = Loop handle (brusscutters)
R = Pruning (hedge trimmers)
T = Trimming

① Weight excluding battery
② Weight excluding battery, including cutting tool and guard
③ Weight excluding battery, cutting tool and guard

Ⓞ Explanation of symbols on page 472
Ⓢ Explanation of quality marks on page 483

FSA 86 R

36 V • 3.2 kg^②



AP 200

Powerful cordless brushcutter in a contemporary design for mowing along the side of obstacles, as well as around trees and bushes. Cutting circle diameter 350 mm. Ergonomic control handle with infinitely variable speed control, loop handle, and sturdy aluminium shaft, spacer bracket. With AutoCut C 6-2 mowing head. Alternatively, the PolyCut 6-2 mowing head with plastic blades is available as an accessory. For more information on features and technical details, see page 228.



ACCESSORIES:
HARNES

See page 222

FSA 86 R excluding battery and charger
Order number **FA05 011 5700**


FSA 130

36 V • 4.5 kg^③



AR 2000 L

Powerful and lightweight cordless brushcutter for working on large areas of tough grass. Cutting circle diameter 260 mm with grass-cutting blade, max. cutting circle diameter 420 mm with line tool. Three adjustable power levels, bike handle. Battery operation with the aid of the AP holster and connecting cable used with a carrying system and the support cushion set, or with an AR battery and the support cushion set (see page 53). For more information on features and technical details, see page 228.



FSA 130 excluding battery and charger
Order number **4867 200 0001**

Additional versions: FSA 130 R see table on page 228

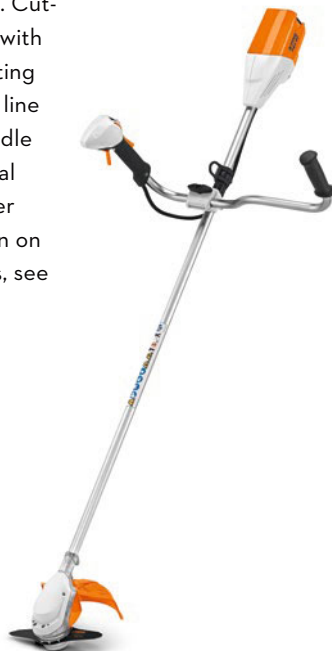
FSA 90

36 V • 3.2 kg^③



AP 300

Cordless brushcutter for working on large areas of tough grass. Cutting circle diameter 260 mm with grass-cutting blade, max. cutting circle diameter 380 mm with line tool. Bike handle, control handle with STIHL ECOSPEED partial load function, double shoulder harness. For more information on features and technical details, see page 228.



FSA 90 excluding battery and charger
Order number **4863 200 0003**

Additional versions: FSA 90 R see table on page 228

SPA 65

36 V • 3.3 kg^①



AR 2000 L

Cordless harvester with infinitely variable and adjustable single-speed operation. Robust and dust-proof transmission, EC engine, lifting eye for single shoulder strap as a carrying aid, handle tube on the shaft, ideally combined with AR 2000 L or AR 3000 L for all-day work. Total length 225 cm. For more information on features and technical details, see page 248.



SPA 65 excluding battery and charger
Order number **4855 011 0700**





AP 200

BGA 8636 V • 2.8 kg^①

Comfortable to operate, powerful cordless blower for professional use, particularly in urban areas such as playgrounds and car parks. For removing leaves, plant waste and dirt. Round nozzle, soft handle, three-setting length-adjustable blower tube, adjustable blowing force. Flat nozzle for increased air speed available as an accessory. For more information on features and technical details, see page 301.

BGA 86 excluding battery and charger
Order number **BA02 011 5900**



AR 3000 L

BGA 10036 V • 2.5 kg^①

Pleasantly quiet, lightweight and powerful cordless blower for professional use, especially in urban, noise-sensitive areas. Round nozzle, soft handle, three power levels with additional boost function, three-setting length-adjustable blower tube, lifting eyelet for support cushion (accessories). Flat nozzle for increased air speed available as an accessory. Cordless operation via a connecting cable and battery belt, AP carrying system, or AR backpack battery (see page 53). For more information on features and technical details, see page 301.

BGA 100 excluding battery and charger
Order number **4866 011 5900**



The overview of battery charging times, working time per charge and battery range is available on **page 54** and **55**.

INCLUDING COMFORT
CARRYING SYSTEM

AR 3000 L

**BGA 200**36 V • 3.2 kg^①

Very powerful cordless blower from STIHL. Pleasantly quiet for professional use in urban and noise-sensitive areas. Hand-held operation is ideal for use in narrow and awkward spaces. For extended periods or large areas of work, the specially developed comfort carrying system gives you the option of easily hooking the BGA 200 onto a harness. Switching between hand-held and mounted mode couldn't be quicker or easier, making the BGA 200 a flexible 2-in-1 power tool. The curved shape of the BGA 200 ensures that, in spite of the powerful airflow, there is no tipping or turning effect on the blower itself, reducing the strain on your wrist. The second handle and locking throttle make it even more comfortable to use. At the press of a button, the blower tube length can be very easily adapted for different cleaning situations such as cleaning in corners. The standard comfort carrying system is attached to the hip belt of the carrying system for AR L backpack batteries. For more information on features and technical details, see page 301.

BGA 200 excluding battery and charger,
but including comfort carrying system
Order number **BA01 200 0000**

NEW BGA 300

OUR MOST POWERFUL PROFESSIONAL CORDLESS BACKPACK BLOWER

AR 3000 L

36 V • 7,4 kg^①

BGA 300 excluding battery and charger
Order number **BA03 011 5900**

① Weight excluding battery

② Explanation of symbols on page 472



The first backpack cordless blower in the STIHL range is also the most powerful. Especially quiet thanks to the STIHL noise reduction system. This innovative technology reduces noise emissions for householders and people in the vicinity, with a reduced volume output ensuring a comfortable sound level that never exceeds 93 dB(A). In addition, noise peaks at the high-performance turbine input are reduced to such an extent that uniformly low noise emissions are achieved all around the power tool - i.e. 360°. This means landscape gardeners and municipal cleaning companies can efficiently remove leaves from large areas, including in noise-sensitive areas. Even wet, heavy leaves can be removed quickly and easily thanks to the high air speed of the BGA 300 of up to 86 m/s. For optimum energy management, the user can quickly and easily use the control handle with LED display to adapt the blowing force to the respective cleaning task, with four predefined power levels to choose from (level 1 to 3/boost). The blower tube of the BGA 300 is equipped with infinitely variable quick adjustment, which means that it can be shortened in an instant - for example for use in tight, narrow areas - and can then be extended again just as easily. The position of the control handle can also be individually adjusted to suit the user's arm length, by means of the quick-release mechanism. The ergonomic carrying system with hip belt and the STIHL AR L backpack battery's centre of gravity being close to the user's body enable optimum weight distribution. AR L backpack battery not included. For more information on features and technical details, see page 301.





NEW
RMA 253

36 V • 23.0 kg^①

Cordless lawn mower with a 51 cm cutting width for smaller areas of lawn in noise-sensitive environments. With an EC engine and permanently active eco mode for improved battery runtime. Central cut-height adjustment, folding handle, easy-to-operate engine-stop bar, sturdy stainless steel housing, and additional battery transport shaft. Including 55-litre grass catcher box with fill-level indicator. For more information on features and technical details, see page 192.

RMA 253 excluding battery and charger
Order number **6371 011 1400**



RMA 448 PV

36 V • 24.0 kg^①

Powerful cordless lawn mower with a 46 cm cutting width for medium-sized areas of lawn. Central cut-height adjustment as well as height-adjustable unfolding comfort handlebar. With flow-optimised blade for longer battery life. Electric Vario wheel drive for comfortable work. The maximum working speed can be adjusted using a lever on the comfort handlebar, with six levels available. With two active battery slots for serial discharge Including folding 55-litre grass catcher box with fill-level indicator. For more information on features and technical details, see page 192.

RMA 448 PV excluding battery and charger
Order number **6358 011 1435**

RMA 448 PV set with AP 300 and AL 300
Order number **6358 200 0028**

Additional versions: RMA 448 VC see table on page 192



RMA 443 PV

36 V • 24.0 kg^①

Manoeuvrable cordless lawn mower with a 41 cm cutting width for medium-sized areas. Central cut-height adjustment as well as height-adjustable unfolding comfort handlebar. With flow-optimised blade for longer battery life. Electric Vario wheel drive for comfortable work. The maximum working speed can be adjusted using a lever on the comfort handlebar, with six levels available. With two active battery slots for serial discharge Including folding 55-litre grass catcher box with fill-level indicator. For more information on features and technical details, see page 192.

RMA 443 PV excluding battery and charger
Order number **6338 011 1435**

RMA 443 PV set with AP 200 and AL 300
Order number **6338 200 0072**

Additional versions: RMA 443, RMA 443 VC see table on page 192



RMA 510

36 V • 27.0 kg^①

Highly maneuverable and efficient cordless lawn mower with a 51 cm cutting width to quickly cover medium-sized areas of lawn. Central cut-height adjustment and optional Eco mode. With additional battery transportation slot, robust steel housing, height-adjustable handlebar with soft handle and 75-litre textile grass catcher box. For more information on features and technical details, see page 192.

RMA 510 excluding battery and charger
Order number **6372 011 1400**

ACCESSORIES:

**ADA 700
DOUBLE
BATTERY SLOT
ADAPTER**



See page 52



RMA 765 V

36 V • 44.0 kg^①



Robust professional cordless lawn mower for regular care of lawns in particularly noise-sensitive areas such as residential locations, schools, and hospital gardens. 63 cm cutting width, 2-blade flow-optimised mowing unit, cut-height adjustment by wheel, electric Vario wheel drive, and height-adjustable folding comfort handlebar. 80-litre grass catcher box with fill-level indicator. For more information on features and technical details, see page 192.

RMA 765 V excluding battery and charger

Order number **6392 011 1400**

RMA 765 V set with 2× AP 300 S, AL 500 and ADA 700

Order number **6392 200 0000**

RMA 765 V set with AR 3000 L and AL 500

Order number **6392 200 0001**



RMA 2 RPV

36 V • 23.0 kg^①



Lightweight manoeuvrable mulch mower with a 46 cm cutting width for medium-sized areas of lawn. Cut-height adjustment by axle, quick-fix quick-release tensioner and folding handlebar. Electric Vario wheel drive for comfortable work. The maximum working speed can be adjusted using a lever on the handlebar, with six levels available. With two active battery slots for serial discharge. For more information on features and technical details, see page 192.

RMA 2 RPV excluding battery and charger

Order number **6357 011 1415**

Additional versions: RMA 2 RV see table on page 192

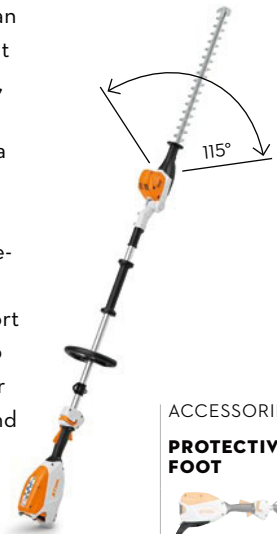
HLA 66

36 V • 3.8 kg^①



AP 200

Lightweight cordless long-reach hedge trimmer for pruning hedges and shrubs as well as plants close to the ground. The cutter bar can be adjusted through 115° without the use of tools for head-height, side, and ground-level cutting. Double-sided cutting blade for a clean cutting pattern. Constant blade stroke and work progress under load. Loop handle, infinitely variable speed control, and intuitive control handle. Transport length with cutter bar folded up 125 cm; total length 205 cm. For more information on features and technical details, see page 134.



ACCESSORIES:

**PROTECTIVE
FOOT**



See page 52

HLA 66 excluding battery and charger

Order number **4859 011 2910**

HLA 86

36 V • 4.8 kg^①



AP 200

Cordless long-reach hedge trimmer with significant range for professional use. Particularly well-suited for pruning tall hedges and shrubs as well as cutting back plants close to the ground. Ergonomic work due to a stable square-cut telescopic shaft. Both the shaft length and cutter bar can be adjusted tool-free. The cutter bar can be pivoted through 115° for head-height, side, and ground-level cutting. Double-sided cutting plate for a clean cutting pattern, infinitely variable speed control, and intuitive control handle. Transport length with cutter bar folded up 180 cm; total length 260–330 cm. For more information on features and technical details, see page 134.



ACCESSORIES:

**PROTECTIVE
FOOT**



See page 52

HLA 86 excluding battery and charger

Order number **4859 011 2930**



HTA 66

36 V • 1.05 kW^① • 3.3 kg^②



AP 200

Very lightweight and quiet yet powerful cordless pole pruner for grounds, garden and orchard maintenance. With 1/4" PM3 saw chain, lightweight drive head with branch hook and rigid shaft. Total length 240 cm. For more information on features and technical details, see page 98.



ACCESSORIES:

PROTECTIVE FOOT



See page 52

HTA 66 excluding battery and charger^③

Order number **LA03 200 0004**

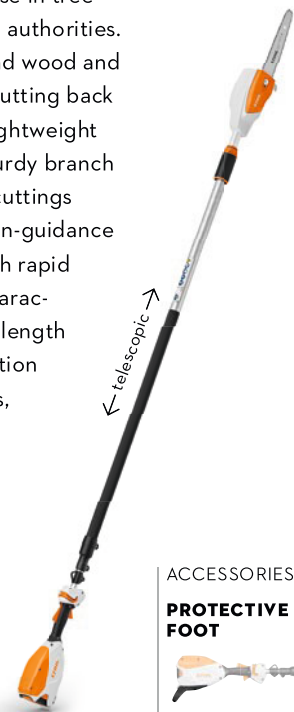
HTA 86

36 V • 1.05 kW^① • 4.6 kg^②



AP 200

Powerful cordless pole pruner. Quiet and low-vibration. For professional use in tree maintenance, orchards and local authorities. For pruning trees, removing dead wood and breakage from storms, and for cutting back fruit trees. 1/4" PM3 saw chain, lightweight and compact drive head with sturdy branch hook for easy removal of loose cuttings from the tree. Particularly rigid-in-guidance professional telescopic shaft with rapid adjustment for precise biting characteristics and a precise cut. Total length 270 - 390 cm. For more information on features and technical details, see page 98.



ACCESSORIES:

PROTECTIVE FOOT



See page 52

HTA 86 excluding battery and charger^③

Order number **LA03 200 0002**

AR 2000 L



KMA 130 R

36 V • 3.2 kg^②



Powerful, lightweight cordless KombiEngine with high torque. Three power levels for energy-efficient and low-noise working, versatile use due to a wide range of STIHL KombiTools, harness. Battery operation with the aid of the AP holster and connecting cable used with a carrying system and the support cushion set, or with an AR battery and the support cushion set (see page 53). The KMA 130 R cannot be used with the FSB-KM brushcutter. For more information on features and technical details, see page 144.

KMA 130 R excluding battery and charger

Order number **4867 011 6820**

RELATED KOMBITOOLS:



ADDITIONAL INFORMATION ON KOMBITOOLS

SEE FROM **PAGE 142**

① Further comparison values for petrol-driven pole pruners are available on page 98

② Weight excluding battery, guide bar and saw chain

③ With guide bar and saw chain

④ Weight excluding battery and KombiTool

⑤ Weight excluding battery and content

⑥ Delivery includes composite resin cutting wheel for structural and stainless steel

⑦ Weight excluding battery and cutting wheel



The cordless power tools from the STIHL AP-System have been designed for professional users and daily work, including in adverse weather conditions. All products with this mark can therefore also be used in the rain. Splashproof qualities are verified in complex and demanding internal testing.

IPX4 STIHL cordless power tools with this symbol are also additionally certified in accordance with IPX4 protection class. This standard confirms the protection of the products against splash water from all sides, as already verified in internal testing.

ACCESSORIES:
NEW HIP BELT WITH HOLSTER



See page 51

NEW SGA 85

36 V • 17.0 l • 6.2 kg[Ⓞ]



Comfortable cordless sprayer for the application of liquid pesticides and fertilisers in gardening and landscaping as well as fruit, vegetable and wine cultivation. High-performance thanks to a powerful diaphragm pump with 6 bar of operating pressure. Adjustable hollow cone nozzle, infinitely variable pressure adjustment during operation by means of rotary controller, large filler opening for easy topping up of the tank, retainer for safe storage of the lance during breaks in work. Ergonomic carrying system with adjustable chest strap for very comfortable working. Additional hip belt and various nozzles available as accessories for a range of uses and applications. For more information on features and technical details, see page 276.

SGA 85 excluding battery and charger
Order number **4854 011 7000**



TSA 230[Ⓞ]

36 V • 3.9 kg[Ⓞ]



Easy-to-maneuvre cordless cut-off machine for 230 mm cutting wheels. Suitable for indoor and outdoor use, up to 70 mm cutting depth, water connection with ball valve and hose coupling for wet cutting, spindle lock, maintenance-free belt drive. For more information on features and technical details, see page 160.

TSA 230 excluding battery and charger
Order number **4864 011 6600**

KGA 770

36 V • Container capacity 50 l • Sweep width 77 cm • 16.0 kg[Ⓞ]



Cordless sweeping machine for large areas both indoors and outdoors. STIHL MultiClean PLUS sweeping system, 8-fold central height adjustment, lateral guide roller, transport handle, stores upright to save space, ergonomically shaped 2-fold height-adjustable push bar. Easy and effortless to push due to the cordless operation of the circular brushes and power sweep. This enables thorough cleaning of edges and corners, even when the machine is stationary. The low-wear nylon bristles come with a four-year durability warranty. For more information on features and technical details, see page 308.

KGA 770 excluding battery and charger
Order number **4860 011 4703**

Ⓞ Weight excluding battery
Ⓢ Ear protection must be worn when using the BG-KM blower
Ⓣ Explanation of symbols on page 472



REAL PRO POWER. WITH A BATTERY.

FOR ANYONE WHO ALWAYS GIVES
THEIR ALL

Our cordless tools for professionals in horticulture and landscaping, municipal authorities, and facility management feature high **power, long service life** and **low volume**.

HLA 135

36 V • 5.6 kg^①



AP 200

The most powerful cordless long-reach hedge trimmer in the STIHL range, for professional use in noise-sensitive areas. For cutting shrubs and bushes as well as plants near the ground, and the whole spectrum from trimming to pruning. The cutter bar can be adjusted through 145° without the use of tools for head-height, side, and ground-level cutting. Double-sided cutting blade for a clean cutting pattern. Intuitive control handle with an LED display. Total length 249 cm. For more information on features and technical details, see page 134.



ACCESSORIES:

PROTECTIVE FOOT



See page 52

HLA 135 excluding battery and charger

Order number **HA04 200 0001**

Additional versions: HLA 135 K (without loop handle) see table on page 134


HTA 135

36 V • 1.5 kW^② • 6.8 kg^③



AP 300 S

The most powerful STIHL cordless pole pruner Quiet and low-vibration. For professional use in tree maintenance, orchards and local authorities. For pruning trees, removing dead wood and breakage from storms, and for cutting back fruit trees. 1/4" PM3 saw chain, lightweight magnesium transmission with cast-on, sturdy branch hook for easy removal of loose cuttings from the tree. Particularly rigid and guidable professional telescopic shaft with rapid adjustment for precise biting characteristics and a precise cut. Total length 285–405 cm. For more information on features and technical details, see page 98.



INCLUDING PROTECTIVE FOOT

HTA 135 excluding battery and charger^④

Order number **LA01 200 0002**

K = Short shaft
R = Loop handle

① Weight excluding battery
② Further comparison values for petrol-driven pole pruners are available on page 98
③ Weight excluding battery, guide bar and saw chain, including protective foot
④ Including guide bar, saw chain and protective foot

⑤ Weight excluding battery, including blade and guard
⑥ Weight excluding battery and KombiTool
⑦ Weight excluding battery, cutting tool and guard

NEW

RGA 140

36 V • 6.4 kg[Ⓢ]



AP 3005

Powerful cordless rotary cutting head for professional mechanical weeding. AP battery slot in the power tool, ergonomic control handle with three-level speed preselection and LED display as well as infinitely variable speed control, bike handle, double shoulder harness, air filter for long service life. The robust rotary cutting head enables effective and very low-spin removal of weeds and grass on a wide range of subsurfaces such as gravel or paved areas. For more information on features and technical details, see page 228.



RGA 140 excluding battery and charger
Order number **FA02 200 0006**

FSA 135

36 V • 4.9 kg[Ⓢ]



AP 3005

Robust and powerful cordless brushcutter with an AP battery slot in the power tool. For mowing grass and scrub in noise-sensitive settings. Cutting circle diameter 260 mm with grass-cutting blade, max. cutting circle diameter 420 mm with line tool. Ergonomic control handle with three-level speed preselection and LED display as well as infinitely variable speed control, bike handle, double shoulder harness, air filter for long service life. Versatile use due to wide range of STIHL cutting tools. For more information on features and technical details, see page 228.



FSA 135 excluding battery and charger
Order number **FA01 200 0001**

Additional versions: FSA 135 R see table on page 228

ACCESSORIES:

PROTECTIVE FOOT



See page 52

KMA 135 R

36 V • 3.4 kg[Ⓢ]



AP 3005

Robust and powerful cordless KombiEngine in a contemporary design with an AP battery slot in the power tool. For working in noise-sensitive environments. Versatile use due to wide range of STIHL KombiTools. Ergonomic control handle with three-level speed preselection and LED display as well as infinitely variable speed control, loop handle, and air filter for long service life. The KMA 135 R cannot be used with the FSB-KM brushcutter. For more information on features and technical details, see page 144.

KMA 135 R excluding battery and charger
Order number **FA02 011 6800**

RELATED KOMBITOOLS:

FS-KM
NYLON MOWING HEAD



NEW HT-KM
POLE PRUNER



FS-KM
GRASS-CUTTING BLADE



BG-KM
BLOWER



HL-KM 145°
LONG-REACH HEDGE TRIMMER



RG-KM
ROTARY CUTTING HEAD



ADDITIONAL INFORMATION ON KOMBITOOLS

SEE FROM **PAGE 142**

Ⓢ Ear protection must be worn when using the BG-KM blower
Ⓢ Explanation of symbols on page 472
Ⓢ Explanation of quality marks on page 483



STIHL AP AND AR L BATTERIES

POWERHOUSES FOR ANY CHALLENGE

POWERFUL BATTERY FOR PROFESSIONALS

Our new AP 500 S is not only the most powerful AP battery from STIHL, but also features double the service life and twice as many possible charging cycles as the AP 300 S, our previous most-powerful option. With integrated Bluetooth® interface.



AP 100

AP 200

AP 300

AP 300 S



NEW AP 500 S



AP BATTERIES

PRODUCT ADVANTAGES:

- ✓ POWERFUL LITHIUM-ION BATTERIES
- ✓ LOW WEIGHT
- ✓ CAN BE USED IN THE RAIN
- ✓ CHARGE STATUS DISPLAY VIA 4 GREEN LED LIGHTS

Compatible with the STIHL AP-System. Very powerful lithium-ion batteries with charge-level indicator (four LEDs). Available with a range of power capacities and power levels.

AP 100 94 Wh battery power^①, 0,9 kg
Order number **4850 400 6550**

AP 200 187 Wh battery power^①, 1,3 kg
Order number **4850 400 6560**

AP 300 227 Wh battery power^①, 1,8 kg
Order number **4850 400 6570**

AP 300 S 281 Wh battery power^①, 1,8 kg
Order number **4850 400 6580**

NEW AP 500 S 337 Wh battery power^①, 2,0 kg
Order number **EA01 400 6500**

① Power capacity according to the specifications of the cell manufacturer.
The actual power capacity available during operation is lower, to increase service life

② Weight excluding carrying system

③ Weight including carrying system

④ Explanation of symbols on page 472



AR L BATTERIES

PRODUCT ADVANTAGES:

- ✓ LITHIUM-ION BATTERIES WITH VERY HIGH POWER CAPACITY
- ✓ CHARGE STATUS DISPLAY VIA 6 GREEN LED LIGHTS
- ✓ USB CONNECTION
- ✓ STIHL CONNECTED VIA AN INTEGRATED BLUETOOTH® INTERFACE
- ✓ COMFORTABLE CARRYING SYSTEM AS AN ACCESSORY
- ✓ CAN BE USED IN THE RAIN

Backpack lithium-ion batteries with high power capacities for long battery life, USB connection, and Bluetooth® interface for connection with STIHL connected. Sturdy housing with integrated carry handle and charge-level indicator (six LEDs) Can be directly connected with RMA 765 V. In combination with the AR L carrying system and AR L connecting cable, suitable for tools with a socket; and in combination with an AP adapter for tools with a battery slot. Can be used in the rain.

AR 2000 L excluding connecting cable, AP adapter and carrying system
1,015 Wh battery power^①, 7,4 kg^②
Order number **4871 400 6510**

AR 2000 L set with connecting cable and AP adapter (excluding carrying system)
1,015 Wh battery power^①
Order number **4871 200 0000**

AR 3000 L excluding connecting cable, AP adapter and carrying system
1,520 Wh battery power^①, 9,5 kg^②
Order number **4871 400 6520**

AR 3000 L set with connecting cable and AP adapter (excluding carrying system)
1,520 Wh battery power^①
Order number **4871 200 0001**



AL 101 STANDARD CHARGER

230 V. Compatible with STIHL AK and AP batteries. With charge-level indicator (LED). Cable tie with Velcro tape. Wall-mounting possible.

Order number **4850 430 2520**



QUICK CHARGERS

230 V. For shorter charging times for STIHL AK, AP and AR L batteries. Device for wall attachment and cable winding in the casing base. With operating mode indicator via LED and active battery cooling.

AL 300

Order number **4850 430 5500**

AL 500

Order number **4850 430 5700**

NEW AL 301-4 MULTIPLE BATTERY CHARGER



230 V. Multiple battery charger for sequential charging of up to four AP batteries or AR L batteries with an AR L connecting cable and AP adapter. Can be secured either to the wall or on a shelf, or permanently installed in a vehicle. Energy supply via an external feed. With operating mode indicator via LED and active battery cooling. AR L connecting cable and AP adapter for charging AR L backpack batteries not included in the scope of delivery.

Order number **EA04 430 5500**



CORDLESS PERFORMANCE BOX

For longer periods of work with cordless power tools, this box is fully equipped with two batteries and a charger.



1 x battery box, 1 x AP 300, 1 x AP 200, 1 x AL 300
Order number 4850 200 0022[Ⓢ]

CORDLESS POWER BOX

This storage box with two batteries and a charger is fully equipped for long periods of use.



1 x battery box, 2 x AP 300, 1 x AL 500
Order number 4850 200 0021[Ⓢ]



AR L CARRYING SYSTEM

Carrying system for tool-free attachment of AR 2000 L and AR 3000 L. With 3-setting length-adjustable shoulder straps for individual adjustment to user height and flexible hip belt for ergonomic work. Power is supplied via the connecting cable and, as an optional extra, the AP adapter.



Order number 4871 490 0400

AP CARRYING SYSTEM

Convenient, lightweight carrying system for up to two AP batteries. Can be used in combination with an AP holster and a connecting cable - as an alternative to AR L backpack batteries. Suitable for tools with a socket and tools with a battery slot.



Order number 4850 490 0400

CONNECTING CABLE FOR AR L BATTERIES

For power supply when charging AR L batteries and when operating cordless power tools. Cable length: 180 cm.



Order number 4871 440 2000

AP HOLSTER WITH CONNECTING CABLE

Makes it possible to transfer energy between a STIHL AP battery and a tool with a socket. Can be combined with the carrying system and the battery belt with harness. Cable length: 120 cm. With integrated electronics for overload switching with acoustic signals.



Order number 4850 440 5101



BATTERY BELT WITH HARNESS

Sturdy and ergonomically shaped belt with comfortable harness for weight distribution across hips and shoulders. Reduced total weight in the hand, as the battery in the AP holster with connecting cable is worn on the belt. Power is supplied by combining with additional accessories, such as the AP holster with connecting cable for tools with a socket, and additionally with an AP adapter for tools with a battery slot. Not suitable for the BGA 200 comfort carrying system.

Order number **4850 490 0500**

ACCESSORIES: BAG FOR BATTERY BELT

Can be used to easily carry another AP battery or accessories such as safety glasses, gloves or resin remover spray. Attaches to the battery belt or AR carrying system.



Order number **4850 491 0101**

ACCESSORIES: AP ADAPTER

For power transfer between a STIHL AP battery, in combination with an AP holster and connecting cable, or with a STIHL AR L battery and a power tool with a battery slot, and for charging in combination with AL 300, AL 500, or AL 301-4.



Order number **4850 440 0505**

ACCESSORIES: WEIGHT KITS FOR AP ADAPTER

Attached to the AP adapter to improve the balance of the machine, e.g. for FSA 90, approx. 500 g.



Order number **4850 007 1001**



COMFORT CARRYING SYSTEM FOR THE BGA 200

The comfort carrying system enables the BGA 200 to be used in different ways – either hand-held or hooked into a slot on the side of the user's body. These two modes can be switched between easily and incredibly rapidly, making your work so much easier – particularly during longer periods of use. The comfort carrying system can only be used in combination with a carrying system for AR L backpack batteries. It cannot be used with the battery belt or the AP carrying system. AR L batteries and the carrying system for AR L batteries are not included in the scope of delivery.

Order number **BA01 490 0400**

NEW HIP BELT WITH HOLSTER

Makes it easier to carry the SGA 85 cordless sprayer when full. During breaks at work, the lance of the SGA 85 can be secured in the holster of the hip belt.



Order number **4854 710 9100**

SUPPORT CUSHION SET

Support cushion with belt adapter for securing the support cushion to the battery belt with harness on the AP carrying system or the AR L carrying system. For BGA 100, KMA 130 R, KMA 135 R, FSA 130, FSA 130 R, FSA 135, FSA 135 R and RGA 140.



Order number **0000 007 1045**

NEW BUMPER SPIKES FOR MSA 220 T / TC-O

Large metal bumper spikes for coarse-barked wood.



Order number **MA01 664 0500**



PROTECTIVE FEET

For protecting the power tool and battery from direct contact with the ground. For HTA 66, HTA 86, HLA 66 and HLA 86.



Order number **4857 007 1001**

For protecting the power tool and battery from direct contact with the ground. For HLA 135, HTA 135 and KMA 135 R. For the HTA 135, already included in the scope of delivery.



Order number **LA01 007 1002**

BATTERY BOX

A space-saving and convenient way to transport batteries and chargers. Compatible with the Sortimo L-BOXX and Sortimo Globelyst in-vehicle systems.



Size S

With organiser. For four batteries or two AP batteries and a AL 300 or AL 500 charger.

Order number **0000 882 9700**

Size M

With anti-slip mat. For accessories, e.g. AR batteries, AP batteries, and AL chargers.

Order number **0000 882 9701**

Size L

With anti-slip mat. For example for AP or AR batteries and chargers.

Order number **0000 882 9702**

NEW BATTERY CARRIER

For simple and practical transport of up to six AP batteries. AP batteries not included in scope of delivery.



Order number **4850 490 0600**

ADA 700

Double battery slot adapter for use of two AP batteries, for RMA 765 V. AP batteries not included in scope of delivery.



Order number **6909 400 9401**

BATTERY CARRY BAG

Easy-to-carry, lightweight, hard-wearing bag for clean storage of STIHL cordless tools accessories, e.g. for a battery with a charger.



Order number **0000 881 0520**

CARRY BAG

Perfect for transporting and storing the tool together with the FS-KM or HL-KM KombiTools. Suitable for KMA 130 R, KMA 135 R, HSA 56, HSA 66, HSA 86, HLA 56, BGA 86, BGA 100 and all KombiEngines with loop handle.



Order number **0000 881 0507**

PLUG COVER

For cordless power tools with a socket, such as the HSA 94 R, HSA 94 T and KMA 130 R. Protects against dust and dirt during longer periods of storage.



Order number **4850 432 2301**

COVER FOR AP-SYSTEM BATTERY SLOT

For covering the battery slot on cordless power tools in the STIHL AP-System. Protects against dust and dirt during longer periods of storage.



Order number **4850 602 0900**

CORDLESS TOOLS WITH A SOCKET

ENERGY SUPPLY AND CARRYING SYSTEMS



FSA 130 R

FSA 130

KMA 130 R

BGA 100

BGA 200

HSA 94 R

HSA 94 T

BATTERY POWER SUPPLY



AP 100
AP 200
AP 300
AP 300 S
NEW AP 500 S



AP holster
with connecting cable



AR 2000 L
AR 3000 L



Connecting cable
for AR L batteries



AR 2000 L
AR 3000 L



Connecting cable
for AR L batteries



AP adapter

CARRYING SYSTEMS



Battery belt with harness
or AP carrying system[Ⓞ]



Carrying system for AR L

ATTACHMENT OPTIONS



Support cushion set for
BGA 100, KMA 130 R, and FSA 130/R



Support cushion set for
BGA 100, KMA 130 R, and FSA 130/R



Comfort carrying system
for the BGA 200[Ⓞ]

[Ⓞ] The comfort carrying system for the BGA 200 can only be used with the carrying system for AR L batteries. It cannot be combined with the AP battery belt or the AP carrying system.



AP 100



AP 200



AP 300



AP 300 S



BATTERY POWER ^① (Wh)	94	187	227	281
BATTERY CHARGING TIMES, CAPACITY: 80%/100% (min)				
AL 101	75/100	150/200	190/250	230/300
AL 300	30/45	40/55	45/60	55/70
AL 301-4 NEW	30/45	40/55	50/75	55/80
AL 500	30/45	30/45	25/35	30/45
WORKING HOURS PER BATTERY CHARGE^② (up to ... min)				
MSA 160 C-B	-	42	50	62
MSA 200 C-B	-	35	40	50
MSA 220 C-B	-	32	35	37
MSA 300 C / MSA 300 C-O NEW	-	-	-	-
MSA 161 T	-	42	50	62
MSA 220 T / MSA 220 TC-O NEW	-	16	25	29
HSA 66	72	144	180	223
HSA 86	72	144	180	223
HSA 94 R / HSA 94 T	54 - 42 ^①	108 - 84 ^①	135 - 105 ^①	167 - 130 ^①
FSA 86 R with nylon mowing head/with PolyCut	17/30	35/60	42/70	52/85
FSA 90 R with nylon mowing head	12	24	30	37
FSA 90 with grass-cutting blade	18	36	45	56
FSA 130 R / FSA 135 R with nylon mowing head	14 - 10 ^①	28 - 17 ^①	36 - 19 ^①	45 - 25 ^{①②}
FSA 130 / FSA 135 with grass-cutting blade	25 - 16 ^①	50 - 30 ^①	70 - 40 ^①	100 - 40 ^{①②}
RGA 140 NEW	25 - 16 ^①	50 - 30 ^①	70 - 40 ^①	100 - 40 ^①
BGA 86	11	17	21	26
BGA 100	32 - 8 ^①	66 - 12 ^①	83 - 16 ^①	103 - 20 ^①
BGA 200	24 - 4 ^①	49 - 7 ^①	78 - 12 ^①	95 - 14 ^①
BGA 300 NEW	-	-	-	-
HTA 66	18	42	55	68
HTA 86	18	42	55	68
HTA 135	10	22	35	45
HLA 66	72	144	180	223
HLA 86	72	144	180	223
HLA 135 / HLA 135 K	32	64	77	95
SPA 65	50	100	150	190
SGA 85 NEW	510	1,000	-	-
KMA 130 R / KMA 135 R with FS-KM, nylon mowing head ^②	14 - 7 ^①	28 - 14 ^①	36 - 17 ^①	45 - 22 ^{①②}
KMA 130 R / KMA 135 R with FS-KM, grass cutting blade ^②	25 - 16 ^①	50 - 30 ^①	70 - 40 ^①	100 - 50 ^{①②}
TSA 230	7	14	18	22
KGA 770	84	168	210	260
RANGE PER BATTERY CHARGE^② (up to ... m²)				
RMA 253 NEW	125	250	300	370
RMA 443	180	360	440	540
RMA 443 PV / RMA 443 VC	210	420	510	620
RMA 448 PV / RMA 448 VC	160	330	400	500
RMA 510	150	230	280	336
RMA 765 V	-	-	330	400
RMA 2 RV / RMA 2 RPV	210	420	510	630

■ Recommended battery
■ Reduced tool performance
- Not recommended

① Power capacity according to the specifications of the cell manufacturer.
 The actual power capacity available during operation is lower, to increase service life
 ② The battery working times and area specifications for each battery charge are estimates and may vary depending on how the tool is used and what is being cut

NEW
AP 500 S



337

AR 2000 L




1,015

AR 3000 L



1,520

280/355	-	-
70/90	210/270	310/400
70/90	220/290	330/430
40/55	110/150	170/220
74	195	300
60	175	260
44	201	281
20 - 44 [ⓐ]	-	-
74	195	300
34	109	174
268 [ⓑ]	715	1,040
268 [ⓑ]	715	1,040
200 - 155 [ⓐ]	690 - 465 [ⓐ]	985 - 800 [ⓐ]
62/102	185/300	280/450
44	130	195
67	195	290
54 - 30 [ⓐ]	160 - 90 ^{ⓐⓑ}	220 - 130 [ⓐ]
120 - 60 [ⓐ]	310 - 160 ^{ⓐⓑ}	430 - 240 [ⓐ]
120 - 60 [ⓐ]	310 - 160 [ⓐ]	430 - 240 [ⓐ]
31	90	140
123 - 24 [ⓐ]	320 - 55 [ⓐ]	510 - 95 [ⓐ]
114 - 17 [ⓐ]	315 - 53 [ⓐ]	500 - 85 [ⓐ]
-	97 - 48 [ⓐ]	140 - 51 [ⓐ]
82	195	300
82	195	300
54	160	240
268	715	1,040
268	715	1,040
114	345	520
228	755	1,055
-	-	-
54 - 26 [ⓐ]	160 - 80 ^{ⓐⓑ}	200 - 115 [ⓐ]
120 - 60 [ⓐ]	310 - 160 ^{ⓐⓑ}	430 - 240 [ⓐ]
26	80	125
312	-	-
450	-	-
650	-	-
740	-	-
600	-	-
422	-	-
480	2,050	3,100
760	-	-



ⓐ Only recommended when using the AP holster
 ⓑ Level 1 - level 3 / 4
 ⓐ Level 1 - level 3 / boost
 ⓐ Recommended battery for FSA 135 R

ⓐ Recommended battery for FSA 130 R
 ⓐ Recommended battery for FSA 135
 ⓐ Recommended battery for FSA 130
 ⓐ Recommended battery for KMA 135 R

ⓐ Recommended battery for KMA 130 R
 ⓐ Working time per battery charge varies depending on the selected operating mode



SAWING AND CUTTING



CHAINSAWS



POLE PRUNERS



CUTTING ATTACHMENTS



HEDGE TRIMMERS



LONG-REACH
HEDGE TRIMMERS



KOMBISYSTEM



MULTISYSTEM



CONCRETE CUTTERS




CUT-OFF MACHINES





MASTER EVERY TASK. WITH OUR POWER AND PRECISION.

Chainsaws for domestic users	61	Emergency services saws	79
Chainsaws for land owners, agriculture and horticulture	64	Electric chainsaws	80
Chainsaws for forestry work	68	Accessories and parts for chainsaws	82
Chainsaws with carbide saw chains	74	Pole pruners, accessories and parts	84
Arborist saws	76	Saw chains	103
Carving saws	78	Guide bars	108
		Tools for maintaining cutting attachments	112

CHAINSAWS IN DETAIL



TECHNOLOGY

- 01 AIR FILTER SYSTEM WITH AIR ROUTING**
Offers a significantly longer filter service life in comparison with traditional air filter systems.
- 02 HD2 FILTER**
Keeps even the finest dust away from the engine, ensuring a particularly long service life. Easy to wash clean.
- 03 STIHL M-TRONIC**
 When cold starting, you only need to use a single start position on the combi-lever. Makes full throttle possible immediately after starting. Calculates the amount of fuel required and supplies it in line with requirements
- 04 CONTROLLED-DELIVERY OIL PUMP**
Allows the user to select just the right amount of oil for the job at hand.
- 05 STIHL INJECTION**
 Injection stands for the ideal power-to-weight ratio, compact design, and optimum engine performance. Operation is easier than ever. The combi-lever is no longer needed - just press the stop button to switch off the device.

COMFORT

- 06 DECOMPRESSION VALVE**
Reduces the starting power needed, making it easier to start the chainsaw.
- 07 STIHL ELASTOSTART**
The special shock absorber grip means a smooth start-up process without sudden load peaks.
- 08 TOOL-FREE FUEL CAP**
Allows the user to open and close the tank cap quickly, easily and without tools.
- 09 STIHL ERGOSTART**
Ensures comfortable and effortless starting, without needing to jerk the cord - the spring between the start-up pulley and the crankshaft does the work during start-up.
- 10 STIHL QUICK CHAIN TENSIONING**
With STIHL Quick Chain Tensioning, it's easy to adjust the saw chain, with no need for tools and without coming into contact with the sharp saw chain itself. Just release the sprocket cover and turn the adjusting wheel to set the optimum tension.

Please note that not all products are equipped with the features presented here. Only the most important features are described on this page. For further explanations and information, see from page 472 or online at www.stihl.co.za.

CHAINSAWS FOR DOMESTIC USERS

- For domestic users and tradespeople
- Excellent for cutting firewood
- For grounds maintenance
- For felling small trees
- For building with wood.



AKI
SYSTEM
AK 20

MSA 120 C-B

36 V · 0.85 kW^① · 2.7 kg^②



Lightweight cordless chainsaw for grounds maintenance and straightforward but skilled manual jobs. Soft handle, quick and convenient chain change with STIHL Quick Chain Tensioning, oil tank with transparent viewing window, high cutting performance due to a 1/4" PM3 saw chain.

MSA 120 C-B excluding battery and charger^③

Bar length **30 cm**
Order number **1254 011 5870**

MSA 120 C-B set with AK 20 and AL 101^③

Bar length **30 cm**
Order number **1254 011 5880**

MSA 120 C-B set with 2 × AK 20 and AL 101^③

Bar length **30 cm**
Order number **1254 200 0016**



AKI
SYSTEM
AK 30

MSA 140 C-B

36 V · 1.1 kW^① · 2.7 kg^②



Lightweight cordless chainsaw for grounds maintenance and straightforward but skilled manual jobs. 25% more cutting performance than the MSA 120 C-B. Soft handle, quick and convenient chain change with STIHL Quick Chain Tensioning, oil tank with transparent viewing window, high cutting performance due to a 1/4" PM3 saw chain.

MSA 140 C-B excluding battery and charger^③

Bar length **30 cm**
Order number **1254 011 5840**

MSA 140 C-B set with AK 30 and AL 101^③

Bar length **30 cm**
Order number **1254 011 5850**

MSA 140 C-B set with 2 × AK 30 and AL 101^③

Bar length **30 cm**
Order number **1254 200 0004**

 **SUITABLE BATTERIES
AND OTHER ACCESSORIES**

SEE FROM **PAGE 12**

① With guide bar and saw chain

② Explanation of symbols on page 472



MS 170

30.1 cm³ • 1.2 kW / 1.6 hp • 4.1 kg[Ⓞ]

Entry-level model for cutting firewood. Easy operation thanks to the combi-lever.

Bar length **30 cm**
Order number **1130 200 0299**



MS 181

31.8 cm³ • 1.5 kW / 2.0 hp • 4.3 kg[Ⓞ]

Very suitable for grounds maintenance. Advanced features as with the MS 171. The additional power of the 35 cm version means it can also be used for felling smaller trees. Metal bumper spikes to easily and precisely guide the saw into the cut.

Bar length **30 cm**
Order number **1139 200 0162**

Bar length 35 cm
Order number 1139 200 0405

Additional versions: MS 181 C-BE see table on page 90



MS 171

31.8 cm³ • 1.3 kW / 1.8 hp • 4.3 kg[Ⓞ]

An advanced saw for cutting firewood and grounds maintenance. Side-mounted chain tensioning for safe and easy chain tensioning, air filter system with routing prevents the air filter from clogging prematurely.

Bar length **30 cm**
Order number **1139 200 0206**



MS 210

35.2 cm³ • 1.6 kW / 2.2 hp • 4.4 kg[Ⓞ]

Great for cutting firewood. STIHL anti-vibration system, tool-free fuel cap.

Bar length **30 cm**
Order number **1123 200 0825**

Bar length 35 cm
Order number 1123 200 0796



MS 180

31.8 cm³ • 1.4 kW / 1.9 hp • 4.1 kg[Ⓞ]

Entry-level model for cutting firewood. Side-mounted chain tensioning for easy and safe chain tensioning. 35 cm version for cutting thicker branches.

Bar length **30 cm**
Order number **1130 200 0500**

Bar length 35 cm
Order number 1130 200 0559

Additional versions: MS 180 C-BE see table on page 90



MS 211

35.2 cm³ • 1.7 kW / 2.3 hp • 4.3 kg[Ⓞ]

Good for cutting firewood. Side-mounted chain tensioning, switchable summer and winter modes for optimum running performance in all conditions, 3/8" PM3 saw chain for good cutting performance.

Bar length **30 cm**
Order number **1139 200 0254**

Bar length 35 cm
Order number 1139 200 0247

Additional versions: MS 211 C-BE see table on page 90



MS 230

40.2 cm³ • 2.0 kW / 2.7 hp • 4.6 kg[Ⓢ]

Hard-wearing and powerful chainsaw with a great power-to-weight ratio, STIHL anti-vibration system and tool-free fuel caps. Ideal for cutting firewood and building with wood. Good for felling small trees.

Bar length	30 cm
Order number	1123 200 0564

Bar length	35 cm
Order number	1123 200 0565

Additional versions: MS 230 C-BE see table on page 90



MS 250

45.4 cm³ • 2.3 kW / 3.1 hp • 4.6 kg[Ⓢ]

Hard-wearing and powerful chainsaw with a great power-to-weight ratio, STIHL anti-vibration system and tool-free fuel caps. Ideal for cutting firewood and building with wood. Good for felling small trees.

Bar length	30 cm
Order number	1123 200 0568

Bar length	35 cm
Order number	1123 200 0569

Additional versions: MS 250 C-BE see table on page 90



MS 231

42.6 cm³ • 2.0 kW / 2.7 hp • 4.8 kg[Ⓢ]

Great for cutting firewood. Side-mounted chain tensioning for safe and easy chain tensioning, air filter system with routing for long cleaning intervals, tool-free fuel caps for safe and easy refuelling.

Bar length	30 cm
Order number	1143 200 0216

Bar length	35 cm
Order number	1143 200 0217

Additional versions: MS 231 C-BE see table on page 90



MS 251

45.6 cm³ • 2.2 kW / 3.0 hp • 4.8 kg[Ⓢ]

Suitable for harvesting firewood in the forest. Side-mounted chain tensioning, sturdy and durable .325" cutting attachment, with .325" Pro saw chain for improved cutting performance. Also available with a 40 cm bar length for cutting thicker tree trunks.

Bar length	35 cm
Order number	1143 200 0672

Bar length	40 cm
Order number	1143 200 0673

Additional versions: MS 251 C-BE see table on page 90



RECOMMENDED BAR LENGTH

The bar length recommended for the respective chainsaw is displayed in bold in the order information.



CHAINSAWS FOR LAND OWNERS, AGRICULTURE AND HORTICUL- TURE

- For farmers, landscapers and tradespeople
- For landscape maintenance and cutting firewood and timber



APIII
SYSTEM
AP 200



MSA 160 C-B

36 V • 1.25 kW^① • 3.1 kg^②



Cordless chainsaw for use in noise-sensitive areas. STIHL Quick Chain Tensioning, tool-free fuel cap, with 1/4" PM3 saw chain for a precise cut and high cutting performance.

MSA 160 C-B excluding battery and charger^③

Bar length 25 cm
Order number 1250 200 0065

Bar length **30 cm**
Order number **1250 200 0049**

APIII
SYSTEM
AP 300



MSA 200 C-B

36 V • 1.8 kW^① • 3.3 kg^②



Cordless chainsaw with high cutting performance for use in noise-sensitive areas. 44% more cutting performance compared to the MSA 160 C-B. STIHL Quick Chain Tensioning, tool-free fuel cap, with 1/4" PM3 saw chain for a precise cut and high cutting performance. Metal bumper spikes.

MSA 200 C-B excluding battery and charger^③

Bar length 30 cm
Order number 1251 200 0018

Bar length **35 cm**
Order number **1251 200 0021**



SUITABLE BATTERIES AND OTHER ACCESSORIES

SEE FROM **PAGE 12**

B = STIHL quick chain tensioning
C = Comfort version
E = STIHL ErgoStart



APIII
SYSTEM
AP 300 S

MSA 220 C-B

36 V • 2.1 kW^① • 3.6 kg^②



Cordless chainsaw with a wide range of uses. Up to 20% more cutting performance compared to the MSA 200 C-B. Its high capacity and professional cutting attachment is suitable for a huge range of applications, such as felling and delimiting wood, cutting it to length, and building with it. Easy to manoeuvre, ergonomic and easy to use. STIHL Quick Chain Tensioning, tool-free fuel cap, with 3/8" PS3 saw chain for high cutting performance, metal bumper spikes.

MSA 220 C-B excluding battery and charger^③

Bar length **35 cm**
Order number **1251 200 0072**

Bar length 40 cm
Order number 1251 200 0078



MS 194 C-E

31.8 cm³ • 1.4 kW / 1.9 hp • 3.6 kg^②

Lightweight STIHL chainsaw for tree maintenance and lopping work, as well as cutting firewood to length. STIHL ErgoStart and the fuel pump for easy and effortless starting. With a 3/8" PM3 saw chain. High cutting performance due to the STIHL 2-MIX engine.

Bar length **30 cm**
Order number **1137 200 0332**

Bar length 35 cm
Order number 1137 200 0321



MS 151 C-E

23.6 cm³ • 1.1 kW / 1.5 hp • 2.8 kg^②

Very lightweight STIHL chainsaw for cutting firewood to length, as well as for tree maintenance and lopping work. Ergonomic working without strain or tiredness. Effortless starting thanks to a manual fuel pump and STIHL ErgoStart. Easy-guidance 1/4" PM3 chain for a very precise cut. STIHL 2-MIX engine for excellent cutting performance.

Bar length **25 cm**
Order number **1146 200 0054**

Bar length 30 cm
Order number 1146 200 0055



MS 271

50.2 cm³ • 2.6 kW / 3.5 hp • 5.6 kg^②



For harvesting firewood. Air filter system with routing for a long filter service life, tool-free fuel caps for safe and easy refuelling, fast servicing access thanks to one-piece engine cover. With a Light O4 guide bar in an innovative design as well as the .325" RM3 Pro saw chain for improved cutting performance.

Bar length 35 cm
Order number 1141 200 0644

Bar length **40 cm**
Order number **1141 200 0645**

Additional versions: MS 271 C-BE see table on page 92



APPROPRIATE FUELS AND LUBRICANTS

SEE FROM **PAGE 352**

① Further comparison values for petrol chainsaws are available on page 96
② Weight excluding battery, including guide bar and saw chain
③ With guide bar and saw chain

① Weight excluding fuel, guide bar and saw chain
② Explanation of symbols on page 472
③ Explanation of quality marks on page 483





MS 291

55.5 cm³ • 2.8 kW / 3.8 hp • 5.6 kg^①



Great for harvesting firewood. Air filter system with routing for a long filter service life, tool-free fuel caps for safe and easy refuelling, 3/8" RM3 saw chain for good cutting performance.

Bar length 35 cm
Order number 1141 200 0672

Bar length 40 cm
Order number 1141 200 0669

Additional versions: MS 291 C-BE see table on page 92



MS 311

59.0 cm³ • 3.1 kW / 4.2 hp • 6.2 kg^①



For felling in medium-sized stands. Air filter system with routing for very long filter service life and decompression valve for effortless starting.

Bar length 40 cm
Order number 1140 200 0725

Bar length 45 cm
Order number 1140 200 0729



MS 310

59.0 cm³ • 3.2 kW / 4.4 hp • 5.9 kg^①

Great for harvesting wood in medium-density stands. STIHL anti-vibration system, side-mounted chain tensioning, decompression valve and tool-free fuel caps.

Bar length 37 cm
Order number 1127 200 0346

Bar length 40 cm
Order number 1128 200 0347



MS 391

64.1 cm³ • 3.3 kW / 4.5 hp • 6.2 kg^①



Great for cutting firewood and for building with wood. Air filter system with routing for very long filter service life and decompression valve for effortless starting.

Bar length 40 cm
Order number 1140 200 0727

Bar length 45 cm
Order number 1140 200 0189



APPROPRIATE FUELS AND LUBRICANTS

SEE FROM **PAGE 352**



CHAINSAWS FOR FORESTRY WORK

- Powerful, sustained and responsive
- Designed to overcome any professional challenge
- For all forestry work: felling, delimiting and cutting to length
- High performance, low weight and superb to work with
- Many models are fitted with STIHL M-Tronic as standard



NEW MSA 300 C-O



OUR MOST POWERFUL PROFESSIONAL CORDLESS CHAINSAW

36 V • 3,0 kW[Ⓞ] • 5,4 kg[Ⓞ]



MSA 300 C-O excluding battery and charger[Ⓞ]

Bar length 35 cm
Order number MA02 200 0021

Bar length **40 cm**
Order number **MA02 200 0024**

Additional versions: MSA 300 see table on page 92



PROFESSIONAL TIP

The fleece filter in our new MSA 300 guarantees consistent performance - even in extreme conditions. Its extraordinarily fine-pored filter material keeps even very fine dust and dirt away from the power electronics and electric motor. To clean it, remove the fleece filter and spray it with STIHL Varioclean, briefly leaving it to work before rinsing out with warm water and letting the filter dry. Then it is ready to use again.

➔ **Our Varioclean special cleaner can be found on page 361.**

C = Comfort version
O = Oil sensor
M = STIHL M-Tronic

V = Electric carburettor heating
W = Electrically heated handles



The most powerful cordless chainsaw from STIHL for professional use. High performance and with three available operating modes to enable optimum work across a huge range of applications such as felling, pruning, and cutting to length. Highly ergonomic in use even during longer periods of work, thanks to a narrow, nimble design, very good balance and the STIHL anti-vibration system. Intuitive operation and notification cockpit with LED display, integrated cooling air filters, captive nut on the sprocket cover, adjustable oil pump, .325" RS Pro saw chain for excellent cutting performance. Fitted as standard with an oil sensor and LED display for active user notification when the oil level is low.



MS 201 C-M

35.2 cm³ • 1.8 kW / 2.4 hp • 4.0 kg^①



The lightest professional chainsaw from STIHL, ideal for delimiting. Optimum engine performance and simple starting, with just one start position. Captive nut on the sprocket cover, 3/8" PS saw chain for very high cutting performance.

Bar length 30 cm^②
Order number 1145 200 0265

Bar length 35 cm^②
Order number 1145 200 0266



MS 241 C-M

42.6 cm³ • 2.3 kW / 3.1 hp • 4.5 kg^①



Excellent for harvesting smaller timber With STIHL M-Tronic as standard. Long-life air filter system with HD2 filter requires only occasional cleaning, captive nut on the sprocket cover, 3/8" PS saw chain for very high cutting performance.

Bar length 35 cm
Order number 1143 200 0258

Bar length 40 cm
Order number 1143 200 0259

Additional versions: MS 241 C-M VW see table on page 92

① Further comparison values for petrol chainsaws are available on page 92

② Weight excluding battery, including guide bar and saw chain
③ With guide bar and saw chain

④ Weight excluding fuel, guide bar and saw chain

⑤ Including lightweight guide bar

⑥ Explanation of symbols on page 472

⑦ Explanation of quality marks on page 483



MS 260

50.2 cm³ • 2.6 kW / 3.5 hp • 4.8 kg^①



Ideally suited for lopping branches, harvesting smaller timber and felling trees in medium-density stands. STIHL anti-vibration system, side-mounted chain tensioning, decompression valve, STIHL ElastoStart and tool-free fuel caps.

Bar length **37 cm**
Order number **1121 200 0254**

Bar length 40 cm
Order number 1121 200 0255



MS 361

59.0 cm³ • 3.4 kW / 4.6 hp • 5.6 kg^①

Designed for dynamic acceleration and high torque, with a very good power-to-weight ratio. STIHL anti-vibration system, side-mounted chain tensioning, decompression valve, STIHL ElastoStart, compensator and tool-free fuel caps.

Bar length 37 cm
Order number 1135 200 0491

Bar length **40 cm**
Order number **1135 200 0475**



MS 261 C-M

50.2 cm³ • 3.0 kW / 4.1 hp • 4.9 kg^①




Great for working in low-density and medium-density stands. Single start position and stop button function mean easy starting. Long-life air filter system with HD2 filter necessitating only occasional cleaning, and captive nuts on the sprocket cover. With a Light O4 guide bar in an innovative design as well as the new .325" RS Pro saw chain for improved cutting performance.

Bar length 35 cm
Order number 1141 200 0646

Bar length **40 cm**
Order number **1141 200 0647**

Additional versions: MS 261 C-BM, MS 261 C-M VW see table on page 92



PROFESSIONAL TIP

HD2 filter in our chainsaws guarantees consistent performance – even in extreme conditions. Its extraordinarily fine-pored filter material keeps even very fine dust and dirt away from the engine. To clean it, remove the HD2 filter and spray it with STIHL Vario-clean, briefly leaving it to work before rinsing out with warm water and letting the filter dry. Then it is ready to use again.



C IN THE PRODUCT NAME STANDS FOR COMFORT FEATURE

Many STIHL tools are fitted with special comfort features as standard, and these can be identified by the C in the product name, e.g. MS 261 C-BM. The B stands for STIHL Quick Chain Tensioning, the M stands for STIHL M-Tronic.

B = STIHL quick chain tensioning
C = Comfort version
M = STIHL M-Tronic

V = Electric carburettor heating
W = Electrically heated handles

① Weight excluding fuel, guide bar and saw chain
② Including Rollomatic ES guide bar
③ Explanation of quality marks on page 483



MS 362 C-M

59.0 cm³ • 3.5 kW / 4.8 hp • 5.6 kg^①



Great for working in medium-density stands. Long-life air filter system with HD2 filter for an excellent filtering effect, STIHL M-Tronic for optimum engine performance at all times, easy starting thanks to a single start position and stop-button function, captive nuts on the sprocket cover for quick and easy chain replacement.

Bar length	40 cm
Order number	1140 200 0717

Bar length	45 cm
Order number	1140 200 0488

Additional versions: MS 362 C-M VW see table on page 92



MS 382

72.2 cm³ • 3.9 kW / 5.3 hp • 6.2 kg^①



Great for working in low-density and medium-density stands. Side-mounted chain tensioning for safe and easy chain tensioning, tool-free fuel caps for simple and safe refuelling.

Bar length	50 cm
Order number	1119 200 0257



MS 400 C-M

66.8 cm³ • 4.0 kW / 5.4 hp • 5.8 kg^①



The world's first chainsaw to include a magnesium piston, for a fantastic power-to-weight ratio and a high maximum speed. With excellent cutting performance for professional use in forests. Ideal for felling, delimiting, and preparation of wood in medium-density stands. Long-life air filter system with HD2 filter for excellent filtering effect. Easy and reliable starting thanks to a single start position and stop-button function, STIHL M-Tronic for consistently high engine performance. Captive nuts on the sprocket cover; tool-free fuel caps for easy and safe filling with fuels and lubricants.

Bar length	40 cm
Order number	1140 200 0520

Bar length	45 cm
Order number	1140 200 0521



MS 462 C-M

72.2 cm³ • 4.4 kW / 6.0 hp • 6.0 kg^①



The lightest high-performance saw in the 70 cm³ cubic capacity class. Extraordinarily easy to manoeuvre, with outstanding acceleration. For felling and delimiting in medium-density and high-density stands. Fitted with STIHL M-Tronic as standard, controlled-delivery high-performance oil pump for a high flow rate, and air filter system with HD2 filter with very good filtering effect. Captive nuts on the sprocket cover make it easy to change the chain; tool-free fuel caps for easy and safe filling with fuels and lubricants.

Bar length	40 cm
Order number	1142 200 0011

Bar length	45 cm
Order number	1142 200 0012

Bar length	50 cm^②
Order number	1142 200 0028

Additional versions: MS 462 C-M VW see table on page 94





MS 500i

79.2 cm³ • 5.0 kW / 6.8 hp • 6.2 kg^①



The first chainsaw with STIHL electronically controlled fuel injection. The best power-to-weight ratio on the market. Ideal for heavy timber harvesting and preparation thanks to its light-weight construction and excellent acceleration. Optimised bumper spikes, HD2 filter with very good filtering effect, captive nut on the sprocket cover and tool-free filter cap, controlled-delivery, high-performance oil pump for high flow rate, tool-free fuel cap for easy and safe filling of fuels and lubricants.

Bar length 50 cm^②
Order number 1147 200 0000

Bar length **63 cm^②**
Order number **1147 200 0001**

Bar length 71 cm^②
Order number 1147 200 0002

Additional versions: MS 500i W see table on page 94



MS 651

91.1 cm³ • 5.0 kW / 6.8 hp • 7.3 kg^①

High-performance saw for demanding applications in high-density stands. STIHL anti-vibration system, HD2 filter with an excellent filtering effect, controlled-delivery high-performance oil pump for conveying high quantities of oil; roller chain catcher as standard.

Bar length 45 cm
Order number 1144 200 0240

Bar length 50 cm
Order number 1140 200 0219

Bar length **63 cm**
Order number **1144 200 0189**



PROFESSIONAL TIP



STIHL Injection stands for the best power-to-weight ratio combined with a compact design, i.e. higher output with comparable weight and displacement. The built-in sensors and characteristic mapping of the MS 500i guarantee optimum engine performance and acceleration under all use conditions.



PAGE 101

NEW - HEXA UPGRADE KITS

For retrofitting your STIHL chainsaw to the new Hexa professional cutting system!





MS 660

91.6 cm³ • 5.2 kW / 7.1 hp • 7.3 kg^①



Professional kit for effective harvesting of large timber. STIHL anti-vibration system, side-mounted chain tensioning, decompression valve, STIHL ElastoStart and compensator.

Bar length **50 cm**
Order number **1122 200 0389**

Bar length 63 cm
Order number 1122 200 0541



MS 800

121.6 cm³ • 6.4 kW / 8.7 hp • 10.0 kg^①



Powerful chainsaw model for professional forestry work. Decompression valve and STIHL ElastoStart ensure an effortless chainsaw start, HD2 filter guarantees a long filter service life, tool-free fuel cap for safe and easy refuelling.

Bar length **63 cm**
Order number **1124 200 0000**

Bar length 75 cm
Order number 1147 200 0001



MS 661 C-M

91.1 cm³ • 5.4 kW / 7.3 hp • 7.4 kg^①



The competition chainsaw used in the STIHL TIMBERSPORTS® series. Big timber saw for the toughest jobs in forestry. The STIHL M-Tronic guarantees optimum engine performance at all times; easy starting due to single start position and stop-button function. Controlled-delivery high-performance oil pump for high flow rate, HD2 filter with very good filtering effect.

Bar length 50 cm^②
Order number 1144 200 0364

Bar length 63 cm^②
Order number 1144 200 0322

Bar length **71 cm^②**
Order number **1144 200 0319**

Additional versions: MS 661 C-M W see table on page 94



MS 881

121.6 cm³ • 6.4 kW / 8.7 hp • 9.9 kg^①

The most powerful series-produced chainsaw in the world! Its extremely high performance makes it ideal for professional felling and processing large trees. STIHL 2-MIX engine for high cutting performance and engine power, coupled with efficient fuel usage. The stop-button function means that the warm chainsaw is ready to start at any time, and the HD2 filter ensures a long filter service life. Captive nuts on the sprocket cover make it easy to change the chain; tool-free fuel caps for easy and safe filling with fuels and lubricants.

Bar length 63 cm
Order number 1124 200 0201

Bar length **75 cm**
Order number **1124 200 0199**

Bar length 90 cm
Order number 1124 200 0200

Bar length 105 cm
Order number 1124 200 0206



CHAINSAWS WITH CARBIDE SAW CHAINS

- For occasional as well as professional users
- Carbide-tipped saw chains that stay sharp up to ten times longer
- Particularly well-suited to working with dirty wood



MS 211 WITH DURO 3 SAW CHAIN

35.2 cm³ • 1.7 kW / 2.3 hp • 4.3 kg^⓪

Air filter system with routing with a good filter service life, tool-free fuel caps for safe and easy refuelling, suitable for use on dirty wood thanks to the Duro 3 carbide saw chain fitted as standard.

Bar length **35 cm**
Order number **1139 200 0295**



MS 231 C-BE WITH DURO 3 SAW CHAIN

42.6 cm³ • 2.0 kW / 2.7 hp • 5.1 kg^⓪

Great for building with wood. STIHL Quick Chain Tensioning for safe and easy chain tensioning without tools, STIHL ErgoStart and manual fuel pump ensure effortless starting, standard-fitted with the Duro 3 carbide saw chain, which is suitable for cutting dirty wood.

Bar length **35 cm**
Order number **1143 200 0220**



DURO CARBIDE SAW CHAIN 3



The Duro name is used to designate our carbide saw chains. These were designed for cutting dirty wood, and they stay sharp up to ten times longer than conventional saw chains, even with occasional ground contact.

B = STIHL quick chain tensioning
C = Comfort version
E = STIHL ErgoStart
M = STIHL M-Tronic



MS 261 C-M WITH DURO 3 SAW CHAIN

50.2 cm³ • 3.0 kW / 4.1 hp • 4.9 kg^①



Great for construction industry work. Comes with STIHL M-Tronic as standard, meaning consistently high engine performance and easy starting due to a single start position. With .325" RD3 Pro saw chain for increased cutting performance. Great for cutting very dirty wood.

Bar length **40 cm**
Order number **1141 200 0667**



MS 362 C-M WITH DURO 3 SAW CHAIN

59.0 cm³ • 3.5 kW / 4.8 hp • 5.6 kg^①



STIHL M-Tronic for optimum engine performance at all times and easy starting thanks to a single starting position. Long-life air filter system with HD2 filter for an excellent filtering effect, fitted as standard with a Duro 3 carbide saw chain which is especially good for cutting dirty wood.

Bar length **40 cm**
Order number **1140 200 0751**



MSA 220 C-B WITH DURO-3 SAW CHAIN

36 V • 2.1 kW^② • 3.6 kg^③



Powerful and versatile cordless chainsaw. Well-suited to felling and delimiting as well as building with wood. Easy to manoeuvre, ergonomic and easy to use. STIHL Quick Chain Tensioning, tool-free fuel cap, metal bumper spikes. Equipped with the Duro 3 carbide saw chain as standard, making it ideal for cutting dirty wood.

MSA 220 C-B with Duro-3 saw chain, excluding battery and charger^④
Bar length **35 cm**
Order number **1251 200 0152**



MSE 210 C-B WITH DURO 3 SAW CHAIN

230 V • 2.1 kW • 4.0 kg^③

Powerful electric saw with high cutting performance and excellent ergonomics for effortless use. STIHL Quick Chain Tensioning for fast and safe chain tensioning without tools, standard-fitted with the Duro 3 carbide saw chain for use by tradespeople.

Bar length **35 cm**
Order number **1209 200 0007**



PAGE **105**

CARBIDE SAW CHAINS

Stays sharp up to ten times longer than conventional saw chains.



① Weight excluding fuel, guide bar and saw chain
② Further comparison values for petrol chainsaws are available on page 96
③ Weight excluding battery, including guide bar and saw chain

④ With guide bar and saw chain
⑤ Weight excluding cable, chain oil, guide bar and saw chain
⑥ Explanation of symbols on page 472
⑦ Explanation of quality marks on page 483

ARBORIST SAWS

- Lightweight special chainsaws for trained arborists
- For cutting branches and thinning of crowns
- With precise handling
- Optimum ergonomics
- Cordless chainsaw for use in noise-sensitive areas



MSA 161 T

36 V • 1.25 kW[Ⓢ] • 2.5 kg[Ⓢ]



Lightweight, professional cordless arborist saws[Ⓢ] for use in noise-sensitive areas. With 1/4" PM3 saw chain for a precise cut and high cutting performance, captive nut on the sprocket cover.

MSA 161 T excluding battery and charger[Ⓢ]

Bar length 25 cm
Order number 1252 200 0043

Bar length **30 cm**
Order number **1252 200 0044**



NEW

MSA 220 TC-O

36 V • 2.1 kW[Ⓢ] • 3.3 kg[Ⓢ]



Powerful professional cordless arborist saw[Ⓢ] for removing pieces of trunk, crown correction, or removing dead wood. Electronic operating system with an unlock button for simple saw activation makes for particularly easy operation. Operator cockpit with 180° LED display for information on the operating status of the chainsaw as well as the engaged chain brake. Fitted as standard with an oil sensor and LED display for active user notification when the oil level is low. Easy-to-clean air filter for long service life and optimum engine cooling, 3/8" PS3 saw chain for excellent cutting performance, side-mounted chain tension, tool-free oil tank cap, and captive nut on the sprocket cover.

MSA 220 TC-O excluding battery and charger[Ⓢ]

Bar length 30 cm[Ⓢ]
Order number MA01 200 0002

Bar length **35 cm[Ⓢ]**
Order number **MA01 200 0003**

Additional versions: MSA 220 T see table on page 96

NEW

BUMPER SPIKES FOR MSA 220 T / TC-O

Large metal bumper spikes for coarse-barked wood.



Order number **MA01 664 0500**

C = Comfort version O = Oil sensor
E = STIHL ErgoStart T = Top handle
M = STIHL M-Tronic



MS 151 TC-E

23.6 cm³ • 1.1 kW / 1.5 hp • 2.6 kg^①

STIHL's lightest arborist saw[®]. Ideal for a wide range of tree maintenance tasks such as removal of dead wood, crown maintenance, and removal of trunk and branch shoots. Manual fuel pump and STIHL ErgoStart guarantee easy starting. Fitted with a 1/4" PM3 saw chain as standard, for a precise cut. STIHL 2-MIX engine for high cutting performance.

Bar length	25 cm
Order number	1146 200 0056

Bar length	30 cm
Order number	1146 200 0057



MS 194 T

31.8 cm³ • 1.4 kW / 1.9 hp • 3.3 kg^①

STIHL's versatile arborist saw[®]. For a range of tasks such as crown maintenance, dead wood removal, and removal of trunk and branch shoots. Fitted with a 1/4" PM3 saw chain for a precise cut. High cutting performance due to the STIHL 2-MIX engine.

Bar length	30 cm
Order number	1137 200 0314

Bar length	35 cm
Order number	1137 200 0312



ACTIVE NOTIFICATION WHEN THE OIL LEVEL IS LOW

The new MSA 220 TC-O and MSA 300 C-O are the first STIHL cordless chainsaws with an integrated oil sensor display. If the chain lubricant is low, the LED in the operator cockpit for the saws will light up in red and actively notify the user of the low level. When there is sufficient oil in the system, the LED stays off. Our recommended STIHL SynthPlus, STIHL BioPlus and STIHL ForestPlus chain lubricants can be found on page 358.



MS 201 TC-M

35.2 cm³ • 1.8 kW / 2.4 hp • 3.7 kg^①



STIHL's most powerful arborist saw[®]. Standard-fitted with the STIHL M-Tronic featuring a calibration function for optimum engine performance right from the word go, captive nut on the sprocket cover, lightweight guide bar reduces the total weight.

Bar length	30 cm ^②
Order number	1145 200 0270

Bar length	35 cm^②
Order number	1145 200 0267

① Further comparison values for petrol chainsaws are available on page 96

② Weight excluding battery, including guide bar and saw chain

③ Specially designed for working among tree branches; should only be used by trained arborists

④ With guide bar and saw chain

⑤ Weight excluding fuel, guide bar and saw chain

⑥ Including lightweight guide bar

⑦ Explanation of symbols on page 472

⑧ Explanation of quality marks on page 483



CARVING SAWS

- Special chainsaws for wood carvers, arborists and orchard growers
- Ideal for precise cuts and fine contours
- Especially light, easily manoeuvrable and with low vibration
- Extremely low kickback
- Carving guide bar with optical guide tool



APIII
SYSTEM
AP 300



MSA 200 C-B

36 V • 1.8 kW^① • 3.3 kg^②



Cordless carving saw with high cutting performance for mobile use in noise-sensitive areas. STIHL Quick Chain Tensioning, tool-free tank cap, equipped with the STIHL Carving guide bar and 1/4" PM3 saw chain for precise and safe work.

MSA 200 C-B excluding battery and charger^③

Bar length **30 cm**
Order number **1251 200 0034**



MS 151 C-E

23.6 cm³ • 1.1 kW / 1.5 hp • 2.8 kg^②

STIHL's lightest carving saw. Easy and effortless starting thanks to a manual fuel pump and STIHL ErgoStart. Equipped with the STIHL Carving guide bar and 1/4" PM3 saw chain for precise and safe work. STIHL 2-MIX engine for excellent cutting performance.

Bar length **30 cm**
Order number **1146 200 0059**



MS 194 C-E

31.8 cm³ • 1.4 kW / 1.9 hp • 3.6 kg^②

Easy-to-maneuvre carving saw. STIHL ErgoStart and the fuel pump enable easy and effortless starting. Equipped with the STIHL Carving guide bar and 1/4" RMS saw chain for precise and safe work. High cutting performance due to the STIHL 2-MIX engine.

Bar length **30 cm**
Order number **1137 200 0334**

B = STIHL quick chain tensioning
C = Comfort version
E = STIHL ErgoStart

M = STIHL M-Tronic
R = Emergency services saw

EMERGENCY SERVICES SAWS

- For emergency operations and fire-fighting
- Special saw chain with carbide alloy plating
- Tremendous performance in the medium rpm range



MS 461 R

76.5 cm³ • 4.4 kW / 6.0 hp • 7.2 kg[ⓐ]

For emergency operations and fire-fighting. Quick-release tensioner for easy securing of the cut-depth limiter, STIHL M-Tronic for optimum engine performance at all times, HD2 filter with excellent filtering effect. Large starter grip and decompression valve for safe and easy starting, special saw chain plated with impact-resistant carbide plates.

Bar length **50 cm**
Order number **1128 200 0452**



MS 462 C-M R

72.2 cm³ • 4.4 kW / 6.0 hp • 6.5 kg[ⓐ]

For emergency operations and fire-fighting. Quick-release tensioner for easy securing of the cut-depth limiter, STIHL M-Tronic for optimum engine performance at all times, long-life air filter system with HD2 filter with excellent filtering effect. Large starter grip and decompression valve for safe and easy starting, special saw chain plated with impact-resistant carbide plates.

Bar length **50 cm**
Order number **1142 200 0025**



PROFESSIONAL TIP

Unlike ordinary chainsaws, special emergency services saws are usually used for plunge cutting, which means the front bar nose is inserted into the cutting material. The cut-depth limiter enables you to precisely define the desired cutting depth.

ⓐ Further comparison values for petrol chainsaws are available on page 96
 ⓑ Weight excluding battery, including guide bar and saw chain
 ⓐ With guide bar and saw chain
 ⓐ Weight excluding fuel, guide bar and saw chain
 ⓐ Explanation of symbols on page 472
 ⓐ Explanation of quality marks on page 483



ELECTRIC CHAINSAWS

- For domestic users, tradespeople and agricultural work
- For working in domestic spaces
- Powerful electric motors with high cutting performance
- Practical features
- Switches on at the push of a button



MSE 141

230 V • 1.4 kW • 3.6 kg[Ⓢ]

Easy-to-manoeuvre, lightweight entry-level model with good cutting performance. Good ergonomics for effortless work, side-mounted chain tensioning for securing and easily tensioning the chain, QuickStop Super chain brake, oil tank with transparent viewing window, and overload protection.

Bar length **30 cm**
Order number **1208 200 0304**

Bar length 35 cm
Order number 1208 200 0332



MSE 170

230 V • 1.7 kW • 3.8 kg[Ⓢ]

Lightweight and convenient electric chainsaw for cutting firewood. Excellent ergonomics for effortless operation, soft handle for good grip and comfortable work, tool-free oil tank cap for easy and safe filling with chain oil, overload protection.

Bar length **30 cm**
Order number **1209 200 0008**

Bar length 35 cm
Order number 1209 200 0142

Additional versions: MSE 170 C-B see table on page 98



MSE 190

230 V • 1.9 kW • 3.8 kg[Ⓞ]

Excellent for cutting firewood. Excellent ergonomics for effortless operation, soft handle for good grip and comfortable work, tool-free oil tank cap for easy and safe filling with chain oil, overload protection.

Bar length	30 cm
Order number	1209 200 0010

Bar length	35 cm
Order number	1209 200 0005

Additional versions: MSE 190 C-B see table on page 98



MSE 230 C-B

230 V • 2.3 kW • 4.1 kg[Ⓞ]

High-performance electric chainsaw for building with wood. STIHL Quick Chain Tensioning for quick and easy chain tensioning without tools, soft handle for comfortable work, tool-free oil tank cap for easy and safe filling with chain oil, LED overload indicator.

Bar length	35 cm
Order number	1209 200 0003

Bar length	40 cm
Order number	1209 200 0014



MSE 210 C-B

230 V • 2.1 kW • 4.0 kg[Ⓞ]

Powerful electric saw with high cutting performance for cutting firewood and building with wood. Excellent ergonomics for effortless work. Quick Chain Tensioning for safe and easy chain tensioning without tools, soft handle for comfortable work, tool-free tank cap for safe and easy filling with chain oil, overload protection.

Bar length	30 cm
Order number	1209 200 0092

Bar length	35 cm
Order number	1209 200 0002



MSE 250

230 V • 2.5 kW • 4.6 kg[Ⓞ]

Powerful STIHL electric chainsaw for demanding tasks when building with wood. $\frac{3}{8}$ " RS3 saw chain and fully electronic engine function control for high constant cutting performance even under load. Side-mounted chain tensioning, soft handle for comfortable work, tool-free oil tank cap for easy and safe filling with chain oil, LED overload indicator.

Bar length	40 cm
Order number	1210 200 0032


Bar length	45 cm
Order number	1210 200 0003

Ⓞ Weight excluding cable, chain oil, guide bar and saw chain



ACCESSORIES AND PARTS FOR CHAINSAWS

- For maintenance and inspection
- For making work easier
- Scabbards suitable for various bar lengths
- Carry bag or chainsaw case for easy transportation
- Tools and sawhorses



NEW SERVICE KITS

You can perform simple maintenance tasks on your STIHL petrol-driven chainsaws with the help of our Service Kits. Each kit includes a spark plug, fuel filter, and fleece or HD2 air filter. With proactive, regular standard maintenance you can not only protect machine components and parts against dirt and damage, but also maximise the service life of your chainsaw. The only implement you need to carry out maintenance is the combination socket tool supplied with your STIHL chainsaw.

Service Kit 1 for MS 381, MS 382

Order number **1119 007 4100**

Service Kit 2 for MS 210, MS 230, MS 250

Order number **1123 007 4100**

Service Kit 3 for MS 440, MS 460, MS 640, MS 650, MS 660, MS 780, MS 880

Order number **1124 007 4101**

Service Kit 4 for MS 441, MS 461, MS 881

Order number **1124 007 4102**

Service Kit 5 for MS 290, MS 310, MS 390

Order number **1127 007 4100**

Service Kit 6 for MS 170 (machine number < 501926833; < 806742306),

MS 180 (machine number < 507001102; < 808408057)

Order number **1130 007 4100**

Service Kit 7 for MS 170 (machine number > 502696762; > 806742307),

MS 180 (machine number > 507033949; > 808412503)

Order number **1130 007 4101**

Service Kit 8 for MS 193 C, MS 194 C

Order number **1137 007 4100**

Service Kit 9 for MS 171, MS 181, MS 211

Order number **1139 007 4100**

Service Kit 10 for MS 311 (machine number < 177141852; < 295591589), MS 362 (machine number < 177600964; < 296650585), MS 391 (machine number < 177167777; < 293277554)

Order number **1140 007 4100**

Service Kit 11 for MS 261, MS 362 (machine number 177610358 - 183603946; > 296984305)

Order number **1140 007 4101**

Service Kit 12 for MS 241, MS 362 (machine number > 183717483), MS 400

Order number **1140 007 4102**

Service Kit 13 for MS 271, MS 291, MS 311 (machine number > 177198332; > 296246447), MS 391 (machine number > 177197832; > 295938026)

Order number **1140 007 4103**

Service Kit 14 for MS 462

Order number **1142 007 4101**

Service Kit 15 for MS 231, MS 251

Order number **1143 007 4100**

Service Kit 16 for MS 661

Order number **1144 007 4101**

Service Kit 17 for MS 500i

Order number **1147 007 4101**

Ⓞ From MS 261 up

Ⓞ For MS 271, MS 291, MS 311, MS 391

COMBINATION SOCKET TOOL

For tensioning the chain and changing the chain, bar and spark plug.



Width across flats 19^①

Order number **1119 890 3405**

Width across flats 19-13^②

Order number **1129 890 3401**

Width across flats 19-16^③

Order number **0000 890 3400**

Width across flats 16 and 13^④

Order number **0000 890 3402**

MULTI-FUNCTION TOOL

Practical, multi-function quality tool in a sturdy plastic case. 3.5 mm flat-blade screwdriver for carburettor adjustment and cleaning grooves, Torx® TX 27 screwdriver, nylon pouch with belt loop.



Width across flats 19-13^②

Order number **0000 881 5501**

Width across flats 19-16^③

Order number **0000 881 5502**

CHAIN GUARD FOR ARBORIST SAWS



Snaps firmly into place on the sprocket cover. Covers the bumper spikes. For MS 193 T, MS 194 T, MS 201 T and MSA 220 T.

Up to 35 cm bar length

Order number **0000 792 9160**

Up to 40 cm bar length

Order number **0000 792 9161**

SCABBARD EXTENSION

30 cm long, suitable in combination with scabbards up to 90 cm (000 792 9179).



Order number **0000 792 9140**



FUELS AND LUBRICANTS, HAND TOOLS AND FORESTRY ACCESSORIES

SEE FROM **PAGE 352**



Bar attachment:
3005^① Mini for guide bars with a groove width of 1.1 mm

Bar attachment:
3005^② for guide bars with a groove width of 1.3 mm

Bar attachment:
3003^③ for guide bars with a groove width of 1.6 mm

Bar attachment:
3002^④ for guide bars with a groove width of 1.6 mm

Bar attachment:
3006^⑤ for GS 461

SCABBARDS

Up to 25 cm	0000 792 9170	
Up to 35 cm	0000 792 9171	0000 792 9172
Up to 37 cm		0000 792 9174
Up to 45 cm	0000 792 9173	0000 792 9175
Up to 55 cm		0000 792 9176^⑥
Up to 63 cm	0000 792 9177	0000 792 9177
Up to 75 cm	0000 792 9178	0000 792 9178
Up to 90 cm	0000 792 9179	0000 792 9179

① For MS 170, MS 171, MS 180, MS 181, MS 193, MS 211, MS 231, MS 241, MS 251

② For MS 150, MS 151 and MS 201

③ Part order numbers for guide bars, for more details consult the overview from page 110

④ Also for 3005 000 4721/50 cm



CHAINSAW BAG

For tidy storage and transport of chainsaws with bar lengths up to 45 cm.



Order number **0000 881 0508**

CHAINSAW CASE

For storage and transport of all cordless and petrol-driven chainsaws with bar lengths up to 50 cm (not suitable for the following electric chainsaws and petrol-driven chainsaws: MS 500i, MS 661 C-M, MS 880 and MS 881).



Order number **0000 900 4009**

WOODEN SAWHORSE

Lightweight design. For cutting firewood with ease, max. load 70 kg.



Order number **0000 881 4602**

POLE PRUNERS, ACCESSORIES AND PARTS

- Available as a petrol-driven or cordless power tool
- For thinning out shrubs
- For cutting tall fruit trees
- Range of up to five metres
- Harnesses for effortless working




NEW

HTA 50

36 V • 0.8 kW^① • 3.6 kg^②



Lightweight cordless pole pruner with high cutting performance for tree maintenance work of all types. 1/4" PM3 saw chain and side-mounted chain tensioning. With branch hook for easy removal of cuttings from the tree, semi-transparent oil tank, ergonomic control unit and detachable shaft for easy transport and space-saving storage. Total length 280 cm.



ACCESSORIES:

NEW
HTA SHAFT
EXTENSION



NEW
PROTECTIVE
FOOT



See page 89

HTA 50 excluding battery and charger^③

Order number **LA02 011 6400**

HTA 50 set with AK 20 and AL 101^②

Order number **LA02 200 0001**

HT 56 C-E

27.2 cm³ • 0.8 kW / 1.1 hp • 6.4 kg^②

Comfortable entry-level model with STIHL 2-MIX engine for tree, grounds and fruit tree maintenance. 1/4" PM3 saw chain, lightweight and compact transmission with branch hook, split shaft for long range and easy transport. Total length 280 cm.



Order number **4139 200 0007**

HTA 66

36 V • 1.05 kW^① • 3.3 kg^②



Very lightweight and quiet yet powerful cordless pole pruner for grounds, garden and orchard maintenance. With 1/4" PM3 saw chain, lightweight drive head with branch hook and rigid shaft. Total length 240 cm.



ACCESSORIES:

PROTECTIVE
FOOT



See page 89

HTA 66 excluding battery and charger^③

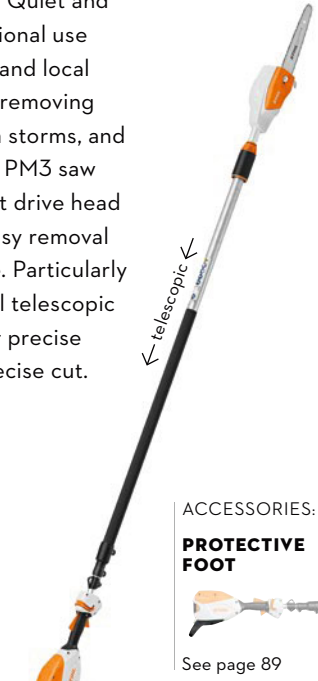
Order number **LA03 200 0004**

HTA 86

36 V • 1.05 kW^① • 4.6 kg^②



Powerful cordless pole pruner. Quiet and very low-vibration. For professional use in tree maintenance, orchards and local authorities. For pruning trees, removing dead wood and breakage from storms, and for cutting back fruit trees. 1/4" PM3 saw chain, lightweight and compact drive head with sturdy branch hook for easy removal of loose cuttings from the tree. Particularly rigid and guidable professional telescopic shaft with rapid adjustment for precise biting characteristics and a precise cut. Total length 270 - 390 cm.



ACCESSORIES:

PROTECTIVE
FOOT



See page 89

HTA 86 excluding battery and charger^③

Order number **LA03 200 0002**



APPROPRIATE FUELS AND LUBRICANTS

SEE FROM **PAGE 352**

C = Comfort version
E = STIHL ErgoStart

① Further comparison values for petrol pole pruners are available on page 98
② Weight excluding battery, guide bar and saw chain
③ With guide bar, saw chain

④ Weight excluding fuel, guide bar and saw chain
⑤ Explanation of symbols on page 472



NEW
HT 75

25.4 cm³ • 0.95 kW / 1.3 hp • 7.3 kg^①

Lightweight petrol pole pruner for professional applications. For delimiting trees and general tree maintenance, removing dead wood or breakage from storms, and for cutting back fruit trees. $\frac{3}{8}$ " PM3 saw chain, lightweight and compact transmission with cast-on robust branch hook. Particularly rigid and guidable professional telescopic shaft with rapid adjustment for precise biting characteristics and a precise cut. Total length 270 - 390 cm.

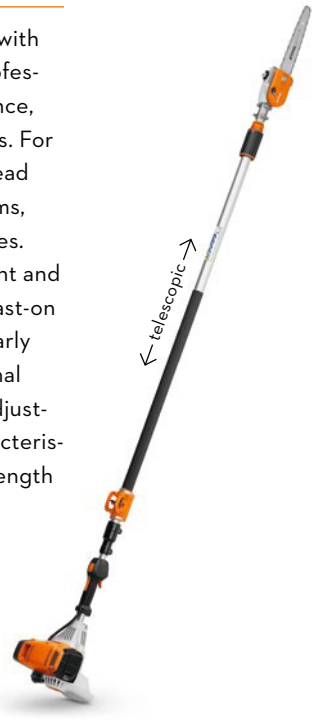


Order number **4138 200 0054**

NEW
HT 105

31.4 cm³ • 1.05 kW / 1.4 hp • 7.9 kg^①

Powerful petrol pole pruner with STIHL 4-MIX® engine for professional work in tree maintenance, orchards and local authorities. For delimiting trees, removing dead wood or breakage from storms, and for cutting back fruit trees. $\frac{1}{4}$ " PM3 saw chain, lightweight and compact transmission with cast-on robust branch hook. Particularly rigid and guidable professional telescopic shaft with rapid adjustment for precise biting characteristics and a precise cut. Total length 270 - 390 cm.




Order number **4182 200 0194**

ONLY WHILE STOCKS LAST!
HT 103

31.4 cm³ • 1.05 kW / 1.4 hp • 7.2 kg^①

Professional pole pruner for orchard and arborist work. Lightweight, compact transmission with captive nut on the sprocket cover, optimised cutting performance due to the $\frac{1}{4}$ " PM3 saw chain, STIHL 4-MIX® engine with a simplified start system. Highly ergonomic and very stable due to the reduced weight of the square-cut telescopic shaft. Total length: 270 - 390 cm.




Order number **4182 200 0141**

ONLY WHILE STOCKS LAST!
HT 133

36.3 cm³ • 1.4 kW / 1.9 hp • 7.2 kg^①

The most powerful STIHL petrol pole pruner with STIHL 4-MIX® engine for professional work in tree maintenance, orchards and local authorities. For delimiting trees, removing dead wood or breakage from storms, and for cutting back fruit trees. $\frac{1}{4}$ " PM3 saw chain, lightweight and compact transmission. Particularly rigid and guidable professional telescopic shaft with rapid adjustment for precise biting characteristics and a precise cut. Total length 270 - 390 cm.



Order number **4182 200 0149**

① Weight excluding fuel, guide bar and saw chain
 ② Further comparison values for petrol pole pruners are available on page 98
 ③ Weight excluding battery, guide bar and saw chain, including protective foot

① Including guide bar, saw chain and protective foot
 ② Weight excluding cable and chain oil, including guide bar and saw chain
 ③ Explanation of symbols on page 472

NEW
HT 134

36.3 cm³ • 1.4 kW / 1.9 hp • 6.0 kg^①

Lightweight and powerful, petrol pole pruner with STIHL 4-MIX® engine for professional use. For delimiting trees and general tree maintenance, removing dead wood or breakage from storms, and for cutting back fruit trees. 3/8" PM3 saw chain, lightweight and compact transmission with cast-on robust branch hook, rigid shaft. Total length 212 cm.

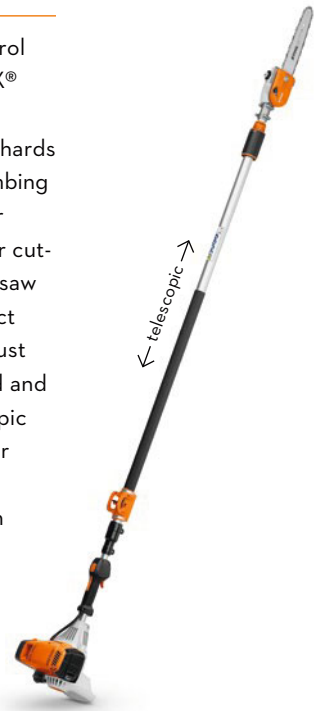


Order number **4182 200 0203**

NEW
HT 135

36.3 cm³ • 1.4 kW / 1.9 hp • 7.9 kg^①

The most powerful STIHL petrol pole pruner with STIHL 4-MIX® engine for professional work in tree maintenance, orchards and local authorities. For delimiting trees, removing dead wood or breakage from storms, and for cutting back fruit trees. 1/4" PM3 saw chain, lightweight and compact transmission with cast-on robust branch hook. Particularly rigid and guidable professional telescopic shaft with rapid adjustment for precise biting characteristics and a precise cut. Total length 270 - 390 cm.



Order number **4182 200 0198**

HTA 135

36 V • 1.5 kW^② • 6.8 kg^③



The most powerful STIHL cordless pole pruner Quiet and low-vibration. For professional use in tree maintenance, orchards and local authorities. For pruning trees, removing dead wood and breakage from storms, and for cutting back fruit trees. 1/4" PM3 saw chain, lightweight magnesium transmission with cast-on, sturdy branch hook for easy removal of loose cuttings from the tree. Particularly rigid-in-guidance professional telescopic shaft with rapid adjustment for precise biting characteristics and a precise cut. Total length 285 - 405 cm.



INCLUDING PROTECTIVE FOOT

HTA 135 excluding battery and charger^②

Order number **LA01 200 0002**

ONLY WHILE STOCKS LAST!

HTE 60

230 V • 1.45 kW • 5.0 kg^③

Powerful electric pole pruner for tree and orchard maintenance. 1/4" PM3 saw chain, lightweight magnesium transmission with cast-on, robust branch hook, rigid shaft. Total length 210 cm.



Order number **4810 200 0016**

SUITABLE BATTERIES AND OTHER ACCESSORIES

SEE FROM **PAGE 12**





NEW SERVICE KITS

You can perform simple maintenance tasks on your STIHL petrol power tools with the help of our Service Kits. Each kit includes a spark plug, fuel filter, and paper or fleece air filter. With proactive, regular standard maintenance you can not only protect machine components and parts against dirt and damage, but also maximise the service life of your power tool. The only implement you need to carry out maintenance is the combination socket tool supplied with your STIHL power tool.

Service Kit 22 for HT 75 (machine number < 364897233), BG 75, FC 75, FC 85, FH 75, FR 85, FS 75, FS 80 (machine number < 364851143), FS 85 (machine number < 364859627), HL 75, KA 85 (machine number < 364875727), KM 85 (machine number < 364708793) and PC 75 (machine number < 364733648)
Order number **4137 007 4100**

Service Kit 30 for HT 103, FS 89, FS 91, FS 111, KM 111
Order number **4180 007 4102**

Service Kit 31 for HT 133, BT 131, FR 131, FS 131, FS 311, KM 131
Order number **4180 007 4103**



RTS HARNES

For prolonged use. Can be adjusted to the user's size, and enables effortless and ergonomic work. Suitable for pole pruners: HT 133, HT 135, HTA 66, HTA 86, HTA 135, HTE 60; KombiEngines with HT-KM or HL-KM 145°: KM 56 RC-E, KM 94 RC-E, KM 111 R, KM 131 R, KMA 135 R; long-reach hedge trimmers: HL 94 C-E, HLA 66, HLA 86, HLA 135, HLE 71. Cannot be used with: KMA 130 R, HL 94 KC-E and HLE 71 K.

Order number **0000 790 4400**

**NEW****HTA SHAFT EXTENSION**

Simple 50 cm shaft extension for the HTA 50 cordless pole pruner. Made from aluminium. Weight: 465 g.

Order number **LA02 820 5000****PROTECTIVE FEET**

For protecting the power tool and battery from direct contact with the ground. For HTA 66, HTA 86, HLA 66 and HLA 86.

Order number **4857 007 1001**

For protecting the power tool and battery from direct contact with the ground. For HLA 135, HTA 135 and KMA 135 R. For the HTA 135, already included in the scope of delivery.

Order number **LA01 007 1002****NEW**

For protecting the power tool and battery from direct contact with the ground. For HLA 56 and HTA 50.

Order number **HA01 007 1000****BRACKET FOR PROFESSIONAL TELESCOPIC SHAFT**

For outstanding ergonomic design in combination with a shoulder strap or the RTS harness. The tool is easy to attach and quick to release. Suitable for HT 135, HTA 86, HLA 86 and HTA 135. For the HT 105, HT 135 and HTA 135, already included in the scope of delivery.

Order number **0000 790 8600****ANGLED GEARHEAD**

For HT 133, HT 135 and HTA 135.

Order number **4182 640 0200**

For HT 56, HT 101 and HTE 60.

Order number **4138 640 0201**

	Order number	Bar length ^① (cm)	Displacement (cm ³)	Power output (kW/hp)	Power consumption (kW)	Rated voltage (V)	Weight (kg)	Power-to-weight ratio (kg/kW)	Sound pressure level ^② (dB(A))	Sound power level ^③ (dB(A))
CHAINSAWS FOR DOMESTIC USERS										
MSA 120 C-B	1254 011 5870	30	-	0.7 ^② /-	0.85	36	2.7 ^②	-	83	94
MSA 120 C-B set with AK 20 + AL 101	1254 011 5880	30	-	0.7 ^② /-	0.85	36	3.9 ^②	-	83	94
MSA 120 C-B set with 2 × AK 20 + AL 101	1254 200 0016	30	-	0.7 ^② /-	0.85	36	3.9 ^②	-	83	94
MSA 140 C-B	1254 011 5840	30	-	0.9 ^② /-	1.1	36	2.7 ^②	-	83	94
MSA 140 C-B set with AK 30 + AL 101	1254 011 5850	30	-	0.9 ^② /-	1.1	36	4.0 ^②	-	83	94
MSA 140 C-B set with 2 × AK 30 + AL 101	1254 200 0004	30	-	0.9 ^② /-	1.1	36	4.0 ^②	-	83	94
MS 170	1130 200 0299	30	30.1	1.2/1.6	-	-	4.1 ^②	3.4	100	111
MS 171	1139 200 0206	30	31.8	1.3/1.8	-	-	4.3 ^②	3.3	99	112
MS 180	1130 200 0500 1130 200 0559	30 35	31.8	1.4/1.9	-	-	4.1 ^②	3.0	100	112
MS 180 C-BE	1130 200 0386 1130 200 0557	30 35	31.8	1.4/1.9	-	-	4.5 ^②	3.2	100	112
MS 181	1139 200 0162 1139 200 0405	30 35	31.8	1.5/2.0	-	-	4.3 ^②	2.9	100	112
MS 181 C-BE	1139 200 0160 1139 200 0409	30 35	31.8	1.5/2.0	-	-	4.6 ^②	3.1	100	112
MS 210	1123 200 0825 1123 200 0796	30 35	35.2	1.6/2.2	-	-	4.4 ^②	2.8	98	111
MS 211	1139 200 0254 1139 200 0247	30 35	35.2	1.7/2.3	-	-	4.3 ^②	2.5	100	113
MS 211 C-BE	1139 200 0253 1139 200 0249	30 35	35.2	1.7/2.3	-	-	4.6 ^②	2.7	100	113
MS 230	1123 200 0564 1123 200 0565	30 35	40.2	2.0/2.7	-	-	4.6 ^②	2.3	101	113
MS 230 C-BE	1123 200 0566 1123 200 0567	30 35	40.2	2.0/2.7	-	-	4.9 ^②	2.5	101	113
MS 231	1143 200 0216 1143 200 0217	30 35	42.6	2.0/2.7	-	-	4.8 ^②	2.4	103	114
MS 231 C-BE	1143 200 0218 1143 200 0219	30 35	42.6	2.0/2.7	-	-	5.1 ^②	2.6	103	114
MS 250	1123 200 0568 1123 200 0569	30 35	45.4	2.3/3.1	-	-	4.6 ^②	2.0	101	114
MS 250 C-BE	1123 200 0331 1123 200 0527	30 35	45.4	2.3/3.1	-	-	4.9 ^②	2.2	101	114
MS 251	1143 200 0672 1143 200 0673	35 40	45.6	2.2/3.0	-	-	4.8 ^②	2.2	103	114
MS 251 C-BE	1143 200 0670 1143 200 0671	35 40	45.6	2.2/3.0	-	-	5.1 ^②	2.4	103	114

- Fitted as standard
- Retrofittable (accessory)

- B = STIHL quick chain tensioning
- C = Comfort version
- E = STIHL ErgoStart

- ① The actual bar length is shorter than the bar length stated.
Other available cutting attachments are detailed from page 110
- ② K-factor according to Dir. 2006/42/EC = 2.0 dB(A)
- ③ K-factor according to Dir. 2006/42/EC = 2 m/s²



Vibration level, left/right [ⓐ] (m/s ²)	STIHL engine (2-MIX / 4-MIX [ⓑ]) / STIHL cordless power system	Saw chain pitch	STIHL Oilomatic saw chain type [ⓐ]	Lightweight guide bar	Side-mounted chain tensioning	STIHL quick chain tensioning	Manual fuel pump	STIHL ElastoStart	STIHL ErgoStart	Air filter system with routing	HD2 filter	Tool-free fuel cap	Tool-free oil tank cap	Overload protection	Soft handle
3.4/3.2	AK-System	1/4" P	PM3	-	-	●	-	-	-	-	-	-	●	●	●
3.4/3.2	AK-System	1/4" P	PM3	-	-	●	-	-	-	-	-	-	●	●	●
3.4/3.2	AK-System	1/4" P	PM3	-	-	●	-	-	-	-	-	-	●	●	●
4.3/4.8	AK-System	1/4" P	PM3	-	-	●	-	-	-	-	-	-	●	●	●
4.3/4.8	AK-System	1/4" P	PM3	-	-	●	-	-	-	-	-	-	●	●	●
4.3/4.8	AK-System	1/4" P	PM3	-	-	●	-	-	-	-	-	-	●	●	●
6.9/6.4	2-MIX	3/8" P	PM3 [ⓐ]	○	○	○	-	○	-	-	-	-	-	-	-
4.0/4.5	2-MIX	3/8" P	PM3 [ⓐ]	○	●	○	-	○	-	●	-	●	●	-	-
6.6/7.8	2-MIX	3/8" P	PM3 [ⓐ]	○	●	○	-	○	-	-	-	-	-	-	-
6.6/7.8	2-MIX	3/8" P	PM3 [ⓐ]	○	-	●	-	-	●	-	-	-	-	-	-
3.5/3.0	2-MIX	3/8" P	PM3 [ⓐ]	○	●	○	-	○	-	●	-	●	●	-	-
3.5/3.0	2-MIX	3/8" P	PM3 [ⓐ]	○	-	●	●	-	●	●	-	●	●	-	-
6.0/7.2	-	3/8" P	PM3	○	-	○	-	○	-	●	-	●	●	-	-
3.5/3.5	2-MIX	3/8" P	PM3	○	●	○	-	○	-	●	-	●	●	-	-
3.5/3.5	2-MIX	3/8" P	PM3	○	-	●	●	-	●	●	-	●	●	-	-
6.9/8.9	-	3/8" P	PM3	○	○	○	-	○	-	-	-	●	●	-	-
6.3/7.2	-	3/8" P	PM3	○	○	●	●	-	●	-	-	●	●	-	-
3.9/3.9	2-MIX	3/8" P	PM3	○	●	○	-	○	-	●	○	●	●	-	-
3.9/3.9	2-MIX	3/8" P	PM3	○	-	●	●	-	●	●	○	●	●	-	-
6.9/8.9	-	3/8" P	PM3	○	●	○	-	○	-	-	-	●	●	-	-
5.2/7.2	-	3/8" P	PM3	○	-	●	●	-	●	-	-	●	●	-	-
3.9/3.9	2-MIX	.325"	RM3 Pro	○	●	○	-	○	-	●	○	●	●	-	-
3.9/3.9	2-MIX	.325"	RM3 Pro	○	-	●	●	-	●	●	○	●	●	-	-

ⓐ A detailed explanation of the STIHL saw chain types can be found from page 103
 ⓑ Mechanical output as a comparative value for petrol chainsaws
 ⓐ Weight excluding battery, including guide bar and saw chain
 ⓐ Weight including battery, with guide bar and saw chain, excluding charger

ⓐ Weight excluding fuel, guide bar and saw chain
 ⓐ Narrow cutting attachment

	Order number	Bar length ^⓪ (cm)	Displacement (cm ³)	Power output (kW / hp)	Power consumption (kW)	Rated voltage (V)	Weight (kg)	Power-to-weight ratio (kg / kW)	Sound pressure level ^⓪ (dB(A))	Sound power level ^⓪ (dB(A))	Vibration level, left / right ^⓪ (m/s ²)
CHAINSAWS FOR LAND OWNERS, AGRICULTURE AND HORTICULTURE											
MSA 160 C-B	1250 200 0065	25	-	1.0 ^⓪ / -	1.25	36	3.1 ^⓪	-	84	95	2.7 / 2.9
	1250 200 0049	30	-								
MSA 200 C-B	1251 200 0018	30	-	1.4 ^⓪ / -	1.8	36	3.3 ^⓪	-	84	95	4.6 / 3.9
	1251 200 0021	35	-								
MSA 220 C-B	1251 200 0072	35	-	1.7 ^⓪ / -	2.1	36	3.6 ^⓪	-	89	100	4.8 / 3.6
	1251 200 0078	40	-								
MS 151 C-E	1146 200 0054	25	23.6	1.1 / 1.5	-	-	2.8 ^⓪	2.5	96	110	4.9 / 4.9
	1146 200 0055	30									
MS 194 C-E	1137 200 0332	30	31.8	1.4 / 1.9	-	-	3.6 ^⓪	2.6	101	114	3.6 / 3.6
	1137 200 0321	35									
MS 271	1141 200 0644	35	50.2	2.6 / 3.5	-	-	5.6 ^⓪	2.2	103	115	4.5 / 4.5
	1141 200 0645	40									
MS 271 C-BE	1141 200 0653	35	50.2	2.6 / 3.5	-	-	6.2 ^⓪	2.4	103	115	4.5 / 4.5
	1141 200 0654	40									
MS 291	1141 200 0672	35	55.5	2.8 / 3.8	-	-	5.6 ^⓪	2.0	103	116	4.5 / 4.5
	1141 200 0669	40									
MS 291 C-BE	1141 200 0671	35	55.5	2.8 / 3.8	-	-	6.2 ^⓪	2.2	103	116	4.5 / 4.5
	1141 200 0670	40									
MS 310	1127 200 0346	37	59.0	3.2 / 4.4	-	-	5.9 ^⓪	1.8	102	115	4.3 / 4.7
	1127 200 0347	40									
MS 311	1140 200 0725	40	59.0	3.1 / 4.2	-	-	6.2 ^⓪	2.0	105	117	4.0 / 4.0
	1140 200 0729	45									
MS 391	1140 200 0727	40	64.1	3.3 / 4.5	-	-	6.2 ^⓪	1.9	105	117	4.0 / 4.0
	1140 200 0189	45									
CHAINSAWS FOR FORESTRY WORK											
MSA 300	NEW MA02 200 0001	35	-	2.5 ^⓪ / -	3.0	36	5.4 ^⓪	-	93	104	2.6 / 2.8
	MA02 200 0004	40									
MSA 300 C-O	NEW MA02 200 0021	35	-	2.5 ^⓪ / -	3.0	36	5.4 ^⓪	-	93	104	2.6 / 2.8
	MA02 200 0024	40									
MS 201 C-M	1145 200 0265	30	35.2	1.8 / 2.4	-	-	4.0 ^⓪	2.2	99	112	3.3 / 3.3
	1145 200 0266	35									
MS 241 C-M	1143 200 0258	35	42.6	2.3 / 3.1	-	-	4.5 ^⓪	2.0	103	115	2.9 / 2.9
	1143 200 0259	40									
MS 241 C-M VW	1143 200 0261	35	42.6	2.3 / 3.1	-	-	4.8 ^⓪	2.1	103	115	2.9 / 2.9
	1143 200 0262	40									
MS 260	1121 200 0254	37	50.2	2.6 / 3.5	-	-	4.9 ^⓪	1.8	99	113	3.6 / 4.1
	1121 200 0255	40									
MS 261 C-M	1141 200 0646	35	50.2	3.0 / 4.1	-	-	4.9 ^⓪	1.6	105	116	3.5 / 3.5
	1141 200 0647	40									
MS 261 C-BM	1141 200 0648	35	50.2	3.0 / 4.1	-	-	5.1 ^⓪	1.7	105	116	3.5 / 3.5
	1141 200 0649	40									
MS 261 C-M VW	1141 200 0650	35	50.2	3.0 / 4.1	-	-	5.1 ^⓪	1.7	105	116	3.5 / 3.5
	1141 200 0651	40									
MS 361	1135 200 0491	37	59.0	3.4 / 4.6	-	-	5.6 ^⓪	1.6	103	115	3.6 / 3.6
	1135 200 0475	40									
MS 362 C-M	1140 200 0717	40	59.0	3.5 / 4.8	-	-	5.6 ^⓪	1.6	106	117	3.5 / 3.5
	1140 200 0488	45									
MS 362 C-M VW	1140 200 0720	40	59.0	3.5 / 4.8	-	-	5.8 ^⓪	1.7	106	117	3.5 / 3.5
	1140 200 0505	45									

● Fitted as standard
 ○ Retrofittable (accessory)
 B = STIHL quick chain tensioning
 C = Comfort version

E = STIHL ErgoStart
 M = STIHL M-Tronic
 O = Oil sensor
 V = Electric carburettor heating
 W = Electrically heated handles

⓪ The actual bar length is shorter than the bar length stated.
 Other available cutting attachments are detailed from page 110
 ⓪ K-factor according to Dir. 2006/42/EC = 2.0 dB(A)
 ⓪ K-factor according to Dir. 2006/42/EC = 2 m/s²

	STIHL engine (2-MIX / 4-MIX®) / STIHL cordless power system	Saw chain pitch	STIHL Oilomatic saw chain type [ⓐ]	Lightweight guide bar	Controlled-delivery oil pump	Side-mounted chain tensioning	STIHL quick chain tensioning	Manual fuel pump	Decompression valve	STIHL ElastoStart	STIHL ErgoStart	Air filter system with routing	HD2 filter	Tool-free fuel cap	Electrically heated handles	Electric carburettor heating	STIHL M-Tronic	Tool-free oil tank cap	Overload protection	Soft handle
AP-System	1/4" P	PM3	-	-	-	●	-	-	-	-	-	-	-	-	-	-	-	●	●	●
AP-System	1/4" P	PM3	-	-	-	●	-	-	-	-	-	-	-	-	-	-	-	●	●	●
AP-System	3/8" P	PS3	-	-	-	●	-	-	-	-	-	-	-	-	-	-	-	●	●	●
2-MIX	1/4" P	PM3	-	-	●	-	●	-	-	●	-	-	-	●	-	-	-	●	-	-
2-MIX	3/8" P	PM3 [ⓐ]	-	-	●	-	●	-	-	●	-	-	-	●	-	-	-	●	-	-
2-MIX	.325"	RM3 Pro	-	-	●	-	-	-	○	-	●	○	●	-	-	-	-	●	-	-
2-MIX	.325"	RM3 Pro	-	-	-	●	●	-	-	●	●	○	●	-	-	-	-	●	-	-
2-MIX	3/8"	RM3	-	-	●	-	-	-	○	-	●	○	●	-	-	-	-	●	-	-
2-MIX	3/8"	RM3	-	-	-	●	●	-	-	●	●	○	●	-	-	-	-	●	-	-
-	3/8" P	RS	-	-	●	-	-	-	○	-	●	○	●	-	-	-	-	-	-	-
2-MIX	3/8"	RM	-	●	●	-	-	●	○	-	●	○	●	-	-	-	-	●	-	-
2-MIX	3/8"	RM	-	●	●	-	-	●	○	-	●	○	●	-	-	-	-	●	-	-
AP-System	.325"	RS Pro	-	●	●	-	-	-	-	-	-	-	-	-	-	-	-	●	●	●
AP-System	.325"	RS Pro	-	●	●	-	-	-	-	-	-	-	-	-	-	-	-	●	●	●
2-MIX	3/8" P	PS	○	●	●	-	-	-	●	-	-	-	●	-	-	-	●	●	-	-
2-MIX	3/8" P	PS	○	●	●	-	-	●	●	-	●	●	●	-	-	-	●	●	-	-
2-MIX	3/8" P	PS	○	●	●	-	-	●	●	-	●	●	●	●	●	●	●	●	-	-
-	.325"	RS	-	●	●	-	-	●	●	-	-	-	●	-	-	-	-	-	-	-
2-MIX	.325"	RS Pro	-	●	●	-	-	●	●	-	●	●	●	-	-	-	●	●	-	-
2-MIX	.325"	RS Pro	-	●	-	●	-	●	●	-	●	●	●	-	-	-	●	●	-	-
2-MIX	.325"	RS Pro	-	●	●	-	-	●	●	-	●	●	●	●	●	●	●	●	-	-
-	3/8"	RS	-	●	●	-	-	●	●	-	-	-	●	-	-	-	-	-	-	-
2-MIX	3/8"	RS	-	●	●	-	-	●	●	-	●	●	●	-	-	-	●	●	-	-
2-MIX	3/8"	RS	-	●	●	-	-	●	●	-	●	●	●	●	●	●	●	●	-	-

ⓐ A detailed explanation of the STIHL saw chain types can be found from page 103

ⓑ Mechanical output as a comparative value for petrol chainsaws

ⓒ Weight excluding battery, including guide bar and saw chain

ⓓ Weight excluding fuel, guide bar and saw chain

ⓔ Narrow cutting attachment



	Order number	Bar length ^① (cm)	Displacement (cm ³)	Power output (kW / hp)	Weight ^② (kg)	Power-to-weight ratio (kg / kW)	Sound pressure level ^③ (dB(A))	Sound power level ^③ (dB(A))	Vibration level, left / right ^③ (m/s ²)
CHAINSAWS FOR FORESTRY WORK									
MS 382	1119 200 0257	50	72.2	3.9 /5.3	6.2	1.6	106	118	5.4/5.4
MS 400 C-M	1140 200 0520	40	66.8	4.0 /5.4	5.8	1.5	107	118	3.5/3.5
	1140 200 0521	45							
MS 462 C-M	1142 200 0011	40	72.2	4.4 /6.0	6.0	1.4	108	119	4.8/3.6
	1142 200 0012	45							
	1142 200 0028	50							
MS 462 C-M VW	1142 200 0023	40	72.2	4.4 /6.0	6.1	1.4	108	119	4.8/3.6
	1142 200 0024	45							
	1142 200 0029	50							
MS 500i	1147 200 0000	50	79.2	5.0 /6.8	6.2	1.2	106	119	4.2/4.0
	1147 200 0001	63							
	1147 200 0002	71							
MS 500i W	1147 200 0003	50	79.2	5.0 /6.8	6.3	1.3	106	119	4.2/4.0
	1147 200 0004	63							
	1147 200 0005	71							
MS 651	1140 200 0240	45	91.1	5.0 /6.8	7.3	1.5	107	119	6.9/6.9
	1144 200 0219	50							
	1144 200 0189	63							
MS 660	1122 200 0389	50	91.6	5.2 /7.1	7.3	1.4	101	114	7.0/7.0
	1122 200 0541	63							
MS 661 C-M	1144 200 0364	50	91.1	5.4 /7.3	7.4	1.4	105	118	6.9/5.6
	1144 200 0322	63							
	1144 200 0319	71							
MS 661 C-M W	1144 200 0415	50	91.1	5.4 /7.3	7.6	1.4	105	118	6.9/5.6
	1144 200 0346	63							
	1144 200 0344	71							
MS 880	1124 200 0000	63	121.6	6.4 /8.7	10.0	1.5	103	116	8.9/8.9
	1124 200 0001	75							
MS 881	1124 200 0201	63	121.6	6.4 /8.7	9.9	1.5	106	118	8.9/8.9
	1124 200 0199	75							
	1124 200 0200	90							
	1124 200 0206	105							

- Fitted as standard
- Retrofittable (accessory)

C = Comfort version
M = STIHL M-Tronic
V = Electric carburettor heating
W = Electrically heated handles

- ① The actual bar length is shorter than the bar length stated.
Other available cutting attachments are detailed from page 110
- ② K-factor according to Dir. 2006/42/EC = 2.0 dB(A)
- ③ K-factor according to Dir. 2006/42/EC = 2 m/s²



STIHL engine (2-MIX / 4-MIX®) / STIHL cordless power system	Saw chain pitch	STIHL Oilomatic saw chain type [ⓐ]	Lightweight guide bar	Controlled-delivery oil pump	Side-mounted chain tensioning	Manual fuel pump	Decompression valve	STIHL ElastoStart	Air filter system with routing	HD2 filter	Tool-free fuel cap	Electrically heated handles	Electric carburettor heating	STIHL M-Tronic	STIHL Injection	Tool-free oil tank cap
-	3/8"	RS	-	•	•	-	•	-	-	-	•	-	-	-	-	-
2-MIX	3/8"	RS	-	•	•	-	•	•	•	•	•	-	-	•	-	•
2-MIX	3/8"	RS	- •	•	•	-	•	•	•	•	•	-	-	•	-	•
2-MIX	3/8"	RS	- •	•	•	-	•	•	•	•	•	•	•	•	-	•
2-MIX	3/8"	RS	•	•	•	•	•	•	-	•	•	-	-	-	•	•
2-MIX	3/8"	RS	•	•	•	•	•	•	-	•	•	•	-	-	•	•
-	3/8"	RS	-	•	•	-	•	•	-	•	•	-	-	-	-	-
-	3/8"	RS	○	•	•	-	•	•	-	○	•	-	-	-	-	-
2-MIX	3/8"	RS	•	•	•	-	•	•	-	•	•	-	-	•	-	•
2-MIX	3/8"	RS	•	•	•	-	•	•	-	•	•	•	-	•	-	•
-	.404"	RS	-	•	•	-	•	•	-	•	•	-	-	-	-	-
2-MIX	.404"	RS	-	•	•	-	•	•	-	•	•	-	-	-	-	•

ⓐ A detailed explanation of the STIHL saw chain types can be found from page 103
 ⓑ Weight excluding fuel, guide bar and saw chain
 ⓒ Narrow cutting attachment

	Order number	Bar length ^① (cm)	Displacement (cm ³)	Power output (kW/hp)	Power consumption (kW)	Rated voltage (V)	Weight (kg)	Power-to-weight ratio (kg/kW)	Sound pressure level ^② (dB(A))	Sound power level ^③ (dB(A))	Vibration level, left/right ^③ (m/s ²)
CHAINSAWS WITH CARBIDE SAW CHAINS											
MS 211	1139 200 0295	35	35.2	1.7/2.3	-	-	4.3 ^②	2.5	100	113	3.5/3.5
MS 231 C-BE	1143 200 0220	35	42.6	2.0/2.7	-	-	5.1 ^②	2.6	103	114	3.9/3.9
MS 261 C-M	1141 200 0667	40	50.2	3.0/4.1	-	-	4.9 ^②	1.6	105	116	3.5/3.5
MS 362 C-M	1140 200 0751	40	59.0	3.5/4.8	-	-	5.6 ^②	1.6	106	117	3.5/3.5
MSA 220 C-B	1251 200 0152	35	-	1.7	-	36	3.6 ^②	-	89	100	4.8/3.6
MSE 210 C-B	1209 200 0007	35	-	-	2.1	230	4.0 ^②	-	93	104	3.4/4.2
ARBORIST SAWS											
MSA 161 T	1252 200 0043 1252 200 0044	25 30	-	1.0 ^② /-	1.25	36	2.5 ^②	-	83	94	2.1/2.2
MSA 220 T	NEW MA01 200 0021 MA01 200 0022	30 35	-	1.7 ^② /-	2.1	36	3.3 ^②	-	94	104	3.4/3.0
MSA 220 TC-O	NEW MA01 200 0002 MA01 200 0003	30 35	-	1.7 ^② /-	2.1	36	3.3 ^②	-	94	104	3.4/3.0
MS 151 TC-E	1146 200 0056 1146 200 0057	25 30	23.6	1.1/1.5	-	-	2.6 ^②	2.4	96	109	4.9/4.9
MS 194 T	1137 200 0314 1137 200 0312	30 35	31.8	1.4/1.9	-	-	3.3 ^②	2.4	100	112	3.6/3.6
MS 201 TC-M	1145 200 0270 1145 200 0267	30 35	35.2	1.8/2.4	-	-	3.7 ^②	2.1	100	113	3.5/3.1
CARVING SAWS											
MSA 200 C-B	1251 200 0034	30	-	-	-	36	3.3 ^②	-	84	95	4.6/3.9
MS 151 C-E	1146 200 0059	30	23.6	1.1/1.5	-	-	2.8 ^②	2.5	96	110	4.9/4.9
MS 194 C-E	1137 200 0334	30	31.8	1.4/1.9	-	-	3.6 ^②	2.6	101	114	3.6/3.6
EMERGENCY SERVICES SAWS											
MS 461 R	1128 200 0452	50	76.5	4.4/6.0	-	-	7.2 ^②	1.6	105	117	5.8/5.3
MS 462 C-M R	1142 200 0025	50	72.2	4.4/6.0	-	-	6.5 ^②	1.5	108	119	3.3/2.7

- Fitted as standard
- Retrofittable (accessory)

B = STIHL quick chain tensioning
O = Oil sensor
C = Comfort version
E = STIHL ErgoStart

M = STIHL M-Tronic
R = Emergency services saw
T = Top handle

- ① The actual bar length is shorter than the bar length stated. Other available cutting attachments are detailed from page 110
- ② K-factor according to Dir. 2006/42/EC = 2.0 dB(A)
- ③ K-factor according to Dir. 2006/42/EC = 2 m/s²

STIHL engine (2-MIX / 4-MIX®) / STIHL cordless power system	Cable length (m)	Saw chain pitch	STIHL Oilomatic saw chain type [ⓐ]	Lightweight guide bar	Controlled-delivery oil pump	Side-mounted chain tensioning	STIHL quick chain tensioning	Manual fuel pump	Decompression valve	STIHL ElastoStart	STIHL ErgoStart	Air filter system with routing	HD2 filter	Tool-free fuel cap	Electrically heated handles	STIHL M-Tronic	Tool-free oil tank cap	Overload protection	Soft handle
2-MIX	-	3/8" P	PD3	○	-	●	○	-	-	○	-	●	-	●	-	-	●	-	-
2-MIX	-	3/8" P	PD3	○	-	-	●	●	-	-	●	●	○	●	-	-	●	-	-
2-MIX	-	.325"	RD3 Pro	-	●	●	-	-	●	●	-	●	●	●	-	●	●	-	-
2-MIX	-	3/8"	RD3	-	●	●	-	-	●	●	-	●	●	●	-	●	●	-	-
AP-System	-	3/8" P	PD3	-	-	-	●	-	-	-	-	-	-	-	-	-	●	●	●
-	4.0	3/8" P	PD3	○	-	-	●	-	-	-	-	-	-	-	-	-	●	●	●
AP-System	-	1/4" P	PM3	-	-	●	-	-	-	-	-	-	-	-	-	-	●	●	●
AP-System	-	3/8" P	PS3	●	●	●	-	-	-	-	-	-	-	-	-	-	●	●	●
AP-System	-	3/8" P	PS3	●	●	●	-	-	-	-	-	-	-	-	-	-	●	●	●
2-MIX	-	1/4" P	PM3	-	-	●	-	●	-	-	●	-	-	●	-	-	●	-	-
2-MIX	-	1/4" P	PM3	-	-	●	-	●	-	●	-	-	-	●	-	-	●	-	-
2-MIX	-	3/8" P	PS3	●	●	●	-	-	-	●	-	-	-	●	-	●	●	-	-
AP-System	-	1/4" P	PM3	-	-	●	●	-	-	-	-	-	-	-	-	-	●	●	●
2-MIX	-	1/4" P	PM3	-	-	●	-	●	-	-	●	-	-	●	-	-	●	-	-
2-MIX	-	1/4"	RMS	-	-	●	-	●	-	-	●	-	-	●	-	-	●	-	-
2-MIX	-	3/8"	RDR	-	●	●	-	-	●	-	-	-	●	●	-	-	-	-	-
2-MIX	-	3/8"	RDR	-	●	●	-	-	●	-	-	●	●	●	-	●	●	-	-

ⓐ A detailed explanation of the STIHL saw chain types can be found from page 103
 ⓑ Mechanical output as a comparative value for petrol chainsaws
 ⓒ Weight excluding fuel, guide bar and saw chain

ⓓ Weight excluding battery, including guide bar and saw chain
 ⓔ Weight excluding cable, chain oil, guide bar and saw chain



	Order number	Bar length ^① (cm)	Displacement (cm ³)	Power output (kW/hp)	Power consumption (kW)	Rated voltage (V)	Weight (kg)	Sound pressure level ^② (dB(A))	Sound power level ^③ (dB(A))	Vibration level left/right ^④ (m/s ²)
ELECTRIC CHAINSAWS										
MSE 141	1208 200 0304 1208 200 0332	30 35	-	-	1.4	230	3.6 ^②	90	101	3.3/4.2
MSE 170	1209 200 0008 1209 200 0142	30 35	-	-	1.7	230	3.8 ^②	92	103	2.9/3.4
MSE 170 C-B	1209 200 0089 1209 200 0141	30 35	-	-	1.7	230	3.9 ^②	92	103	2.9/3.4
MSE 190	1209 200 0010 1209 200 0005	30 35	-	-	1.9	230	3.8 ^②	92	103	2.9/3.4
MSE 190 C-B	1209 200 0091 1209 200 0001	30 35	-	-	1.9	230	3.9 ^②	92	103	2.9/3.4
MSE 210 C-B	1209 200 0092 1209 200 0002	30 35	-	-	2.1	230	4.0 ^②	93	104	3.4/4.2
MSE 230 C-B	1209 200 0003 1209 200 0014	35 40	-	-	2.3	230	4.1 ^②	93	104	3.4/4.2
MSE 250	1210 200 0032 1210 200 0003	40 45	-	-	2.5	230	4.6 ^②	94	105	3.1/4.1
POLE PRUNERS										
HTA 50	NEW LA02 011 6400	25	-	0.57^③ / -	0.8	36	3.6 ^②	78	94	0.5/1.0
HTA 50 set with AK 20 and AL 101	NEW LA02 200 0001	25	-	0.57^③ / -	0.8	36	4.8 ^②	78	94	0.5/1.0
HT 56 C-E	4139 200 0007	25	27.2	0.8 / 1.1	-	-	6.4 ^②	91	106	5.2/4.9
HTA 66	LA03 200 0004	25	-	0.74^③ / -	1.05	36	3.3 ^②	78	93	1.0/1.0
HTA 86	LA03 200 0002	30	-	0.74^③ / -	1.05	36	4.6 ^②	77	93	1.0/1.0
HT 75	NEW 4138 011 0628	30	25.4	0.95 / 1.3	-	-	7.3 ^②	92	110	4.6/6.0
HT 103	! 4182 200 0141	30	31.4	1.05 / 1.4	-	-	7.2 ^②	89	106	3.6/4.3
HT 105	NEW 4182 200 0194	30	31.4	1.5 / 1.4	-	-	7.9 ^②	92	108	5.0/5.5
HTA 135	LA01 200 0002	30	-	0.74^③ / -	1.5	36	6.8 ^②	84	96	4.3/5.1
HT 133	! 4182 200 0149	30	36.3	1.4 / 1.9	-	-	4.9 ^②	93	109	3.6/4.3
HT 134	NEW 4182 011 0670	30	36.3	1.4 / 1.9	-	-	6.0 ^②	92	109	3.2/3.2
HT 135	NEW 4182 200 0198	30	36.3	1.4 / 1.9	-	-	7.9 ^②	92	109	4.3/4.8
ELECTRIC POLE PRUNER										
HTE 60	! 4810 200 0016	30	-	-	1.45	230	5.0 ^②	90	102	3.6/4.2

- Fitted as standard
- Retrofittable (accessory)
- !** Only while stocks last!

- B = STIHL quick chain tensioning
- C = Comfort version
- E = STIHL ErgoStart

- ① The actual bar length is shorter than the bar length stated.
Other available cutting attachments are detailed from page 110
- ② K-factor according to Dir. 2006/42/EC = 2.0 dB(A)
- ③ K-factor according to Dir. 2006/42/EC = 2 m/s²
- ④ A detailed explanation of the STIHL saw chain types can be found from page 103

STIHL engine (2-MIX / 4-MIX®) /
STIHL cordless power system

Cable length (m)

Saw chain pitch

STIHL Oilomatic saw chain type[Ⓞ]

Total length including cutting
attachment (cm)

Lightweight guide bar

Side-mounted chain tensioning

STIHL quick chain tensioning

STIHL anti-vibration system

STIHL ErgoStart

Tool-free oil tank cap

Overload protection

LED overload indicator

Soft handle

Automatic decompression

-	0.3	3/8" P	PM3 [Ⓞ]	-	●	●	-	-	-	-	●	-	-	-
-	0.5	3/8" P	PM3 [Ⓞ]	-	●	●	-	-	-	●	●	-	-	-
-	4.0	3/8" P	PM3 [Ⓞ]	-	●	-	●	-	-	●	●	-	●	-
-	1.7	3/8" P	PM3	-	●	●	-	-	-	●	●	-	●	-
-	4.0	3/8" P	PM3	-	●	-	●	-	-	●	●	-	●	-
-	4.0	3/8" P	PM3	-	●	-	●	-	-	●	●	-	●	-
-	4.0	3/8" P	PM3	-	●	-	●	-	-	●	●	●	●	-
-	4.0	3/8"	RS3	-	-	●	-	-	-	●	●	●	●	-
AK-System	-	1/4"	PM3	280	-	-	-	-	-	●	-	-	-	-
AK-System	-	1/4"	PM3	280	-	-	-	-	-	●	-	-	-	-
2-MIX	-	1/4" P	PM3	280	-	●	-	-	●	●	-	-	-	-
AP-System	-	1/4" P	PM3	240	-	●	-	-	-	●	●	-	●	-
AP-System	-	1/4" P	PM3	270 - 390	-	●	-	-	-	●	●	-	●	-
-	-	3/8" P	PM3 [Ⓞ]	270 - 390	-	●	-	●	-	●	-	-	-	-
4-MIX®	-	1/4" P	PM3	270 - 390	-	●	-	●	-	●	-	-	-	●
4-MIX®	-	1/4" P	PM3	270 - 390	-	●	-	●	-	●	-	-	-	●
AP-System	-	1/4" P	PM3	285 - 405	-	●	-	-	-	●	●	-	●	-
4-MIX®	-	1/4" P	PM3	270 - 390	-	●	-	●	-	●	-	-	-	●
4-MIX®	-	3/8" P	PM3	212	-	●	-	●	-	●	-	-	-	●
4-MIX®	-	1/4" P	PM3	270 - 390	-	●	-	●	-	●	-	-	-	●
-	0.3	1/4" P	PM3	210	-	●	-	-	-	●	●	-	●	-

Ⓞ Mechanical output as a comparative value for petrol chainsaws

Ⓞ Weight excluding cable, chain oil, guide bar and saw chain

Ⓞ Weight excluding battery, guide bar and saw chain

Ⓞ Weight including battery, with guide bar and saw chain, excluding charger

Ⓞ Weight excluding fuel, guide bar and saw chain

Ⓞ Weight excluding battery, guide bar and saw chain, with protective foot

Ⓞ Weight excluding cable and chain oil, including guide bar and saw chain

Ⓞ Narrow cutting attachment






STIHL SAW CHAINS AND GUIDE BARS

MAXIMUM CUTTING PERFORMANCE AND
PRECISION

Felling, delimiting, thinning out, processing: whatever you plan to use your chainsaw or pole pruner for, you'll be well equipped for any task with the wide range of STIHL saw chains and guide bars.

NEW



HEXA SAW CHAIN + HEXA FILE

THE STIHL EXCLUSIVE PROFESSIONAL CUTTING SYSTEM

With the patented Hexa cutting system consisting of the Hexa saw chain and Hexa file, STIHL is setting new standards in terms of performance, sharpening, and service life. Are efficiency and time savings particularly important to you in your day-to-day work? Then Hexa is the right solution for you! Hexa saw chains not only feature impressive cutting performance but also straightforward handling. The shapes of the cutting teeth and file are ideally coordinated to each other, and enable particularly straightforward and rapid sharpening with an almost perfect result. Compared with other saw chains such as the $\frac{3}{8}$ " RS, the Hexa also needs re-sharpening much less frequently, resulting in a longer service life. Try the new STIHL Hexa cutting system today and see for yourself!



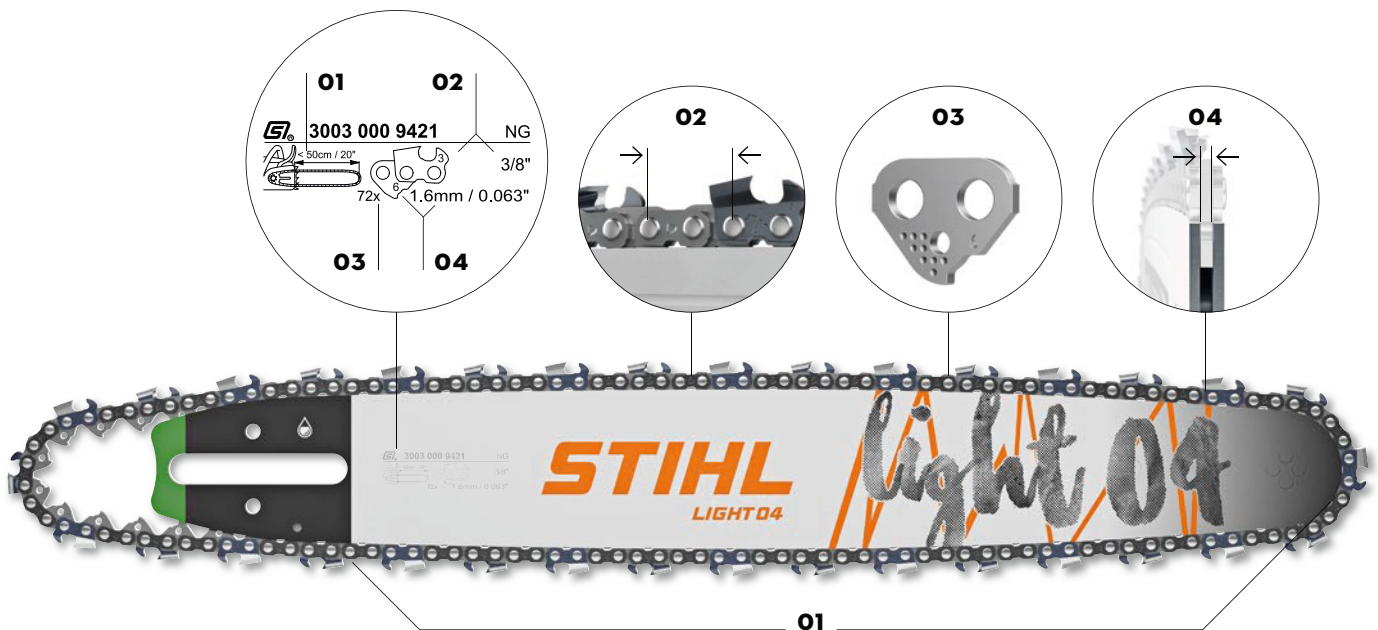
Video instructions on how to sharpen the Hexa saw chain are available at: stihl.com/hexa

- ✓ **+10% CUTTING PERFORMANCE**
Due to the narrower kerf, Rapid Hexa saw chain gives a 10 % improvement in cutting performance compared with Rapid Super saw chain - for maximum output during felling work.
- ✓ **SHARP FOR LONGER**
The hexagonal file sits perfectly in the profile of the cutting tooth, meaning it's easier to achieve a high quality finish that stays sharper for longer.

- ✓ **QUICKER AND EASIER SHARPENING**
The optimum fit of the Hexa cutting tooth and Hexa file also makes sharpening much quicker and easier than with a round file. The ideal sharpening angles are achieved every time the chain is sharpened.
- ✓ **LONGER SERVICE LIFE**
As Rapid Hexa saw chain needs sharpening less often, its service life is longer as a result.







CUTTING ATTACHMENTS IN DETAIL



FINDING THE RIGHT SAW CHAIN FOR YOU

To find the right saw chain for your intended purpose, and to ensure that the chainsaw, bar and chain fit together, you need some information. The service field on the bar will provide you with the following four values:

- 01**  **BAR LENGTH**
Choose the right bar length depending on your intended use.
- 02**  **CHAIN PITCH**
The chain pitch specifies the determined distance between the rivets. The pitches of the chain, bar and chainsaw must be coordinated with one another.
- 03**  **NUMBER OF DRIVE LINKS**
The number of drive links determines the length of the chain. Only the drive links are counted here, the blade teeth are not included.

- 04**  **GROOVE WIDTH / DRIVE LINK THICKNESS**
The chain is guided around the bar by means of the drive links. The groove width of the guide bar must match the drive link thickness.

Select the right chain type for your intended use. The chain type is determined by the shape of the blade tooth. The following chain types are available:



Detailed information is available from page 103.

You can use the available information to determine the 11-digit order number for your preferred saw chain:

- A** 4-DIGIT PART ORDER NUMBER
Depending on the chain type, chain pitch and groove width/drive link thickness. These can be found from page 103.
- B** + 000
- C** + 00 + required number of drive links
The number of drive links required depends on the bar length and can be found on the bar or on page 110. The number of drive links determines the length of the chain. If the number of drive links goes into triple digits, the second zero should not be used. This results in an 11-digit order number.

3670 000 0056

| **A** | **B** | **C**

SAW CHAINS



MICRO

Micro saw chains are particularly reliable and comfortable to use. The half-chiselled tooth chain offers a high-quality cut with minimum vibration, and can be easily sharpened. This means it is also a good choice for occasional users and agricultural applications.

MICRO SAW CHAIN



Minimum-vibration saw chain, high cut quality, sturdy, and low chatter.

	1/4" P	1/4"	3/8" P	.325"	3/8"	.404"
1.3 mm	-	3660	3613	3693 [Ⓞ]	3650	-
1.5 mm[Ⓞ]	-	-	-	3685	3651	-
1.6 mm	-	-	-	3686	3652	3668

MICRO 3 SAW CHAIN



Saw chain offering low kickback and minimum vibration, with humped drive links. High cut quality, soft cutting characteristics, sturdy, and low chatter.

	1/4" P	1/4"	3/8" P	.325"	3/8"	.404"
1.1 mm	3670	-	3610 [Ⓞ]	-	-	-
1.3 mm	-	-	3636	3695 [Ⓞ]	3662	-
1.5 mm[Ⓞ]	-	-	-	3688	-	-
1.6 mm	-	-	-	3689	3664	-

- Swiss precision from our STIHL factory in Wil, Switzerland
- Outstanding cutting performance and operational reliability
- Galvanised teeth made from special steel and hardened rivets
- Perfectly coordinated to the guide bar and chainsaw



Ⓞ Chains for saws from other manufacturers
Ⓜ Narrow cutting attachment





SUPER

Super saw chains offer excellent cutting performance. This is achieved through the full-chisel tooth and low cutting resistance, making Super saw chains ideal for professional forestry and harvesting wood.

SUPER SAW CHAIN



Minimum-vibration and high-performance saw chain for professional users. Extremely high piercing and cutting performance with a high cut quality and low chatter.

	1/4" P	1/4"	3/8" P	.325"	3/8"	.404"
1.3 mm	-	-	3617	3690 [ⓐ]	3623	-
1.5 mm [ⓑ]	-	-	-	3638	3622	-
1.6 mm	-	-	-	3639	3621	3946

SUPER 3 SAW CHAIN



High-performance saw chain offering low kickback and minimum vibration, with humped drive links. High piercing and cutting performance with a high-quality cut and low chatter.

	1/4" P	1/4"	3/8" P	.325"	3/8"	.404"
1.3 mm	-	-	3616	3694 [ⓐ]	3624	-
1.6 mm	-	-	-	-	3626	-



CUTTING ATTACHMENTS FOR CONCRETE CUTTERS

AVAILABLE ON **PAGE 155**

NEW



HEXA

Hexa saw chains feature a specific shape of cutting tooth. In combination with their patented finish, the highest cutting performance in the STIHL range is achieved. The Hexa chain can be easily sharpened by hand using a hexagon file, making it the ideal saw chain for professional forestry and harvesting wood.

HEXA SAW CHAIN



Particularly durable and versatile 3/8" saw chain with an exclusive STIHL Hexa tooth shape for 10% performance compared with the 3/8" RS. The specially adapted Hexa file makes it extremely easy to sharpen and means it stays sharp significantly longer than other saw chains.

	1/4" P	1/4"	3/8" P	.325"	3/8"	.404"
1.3 mm	-	-	-	-	3133	-
1.6 mm	-	-	-	-	3132	-

HEXA 3 SAW CHAIN



Hexa chain offering low kickback and minimum vibration, with humped drive links. High piercing and cutting performance with a high-quality cut and low chatter.

	1/4" P	1/4"	3/8" P	.325"	3/8"	.404"
1.3 mm	-	-	-	-	3135	-
1.6 mm	-	-	-	-	3134	-



THE HEXA FILE

AVAILABLE ON **PAGE 113**

ⓐ Chains for saws from other manufacturers
 ⓑ Narrow cutting attachment
 ⓒ Normal saw chain, no special Carving saw chain



Duro saw chains are extremely robust and low-wear. Their carbide plating means that the chains stay sharp for up to ten times longer than traditional chains, and means that a Duro chain is great for cutting dirty wood. Chainsaws that are already equipped with Duro saw chains on delivery can be found from page 74.

DURO 3 SAW CHAIN



An extremely robust and low-kickback carbide saw chain with pumped drive links for demanding use. It stays sharp for up to ten times longer than conventional saw chains without resharpening. Extremely robust, highly durable, minimum vibration.

	1/4" P	1/4"	3/8" P	.325"	3/8"	.404"
1.3 mm	-	-	3612	3696 [Ⓢ]	3681	-
1.5 mm [Ⓢ]	-	-	-	3666	3682	-
1.6 mm	-	-	-	3667	3683	-

NEW HEXA UPGRADE KITS

FOR EASILY RETROFITTING YOUR STIHL CHAINSAW TO THE NEW HEXA CUTTING SYSTEM

Each kit contains:

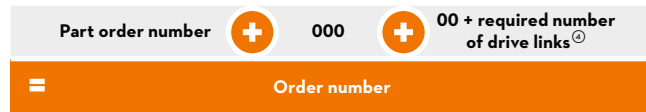
- 2 x Hexa saw chain
- 1 x Hexa file (5.2 x 200 mm)
- 1 x wooden handle for the Hexa file



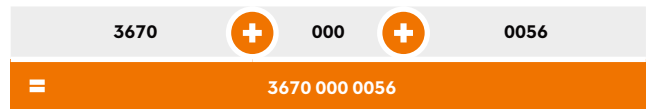
Order number	Use for	Bar length (cm)	Saw chain pitch	Drive link thickness (mm)	2 x saw chain
HEXA UPGRADE KITS					
UPGRADE KIT 2	MS 362, MS 400, MS 462, MS 500i	40	3/8"	1.6	3132 000 0060
UPGRADE KIT 3	MS 362, MS 400, MS 462, MS 500i	45	3/8"	1.6	3132 000 0066
UPGRADE KIT 4	MS 362, MS 400, MS 462, MS 500i, MS 661	50	3/8"	1.6	3132 000 0072
UPGRADE KIT 5	MS 362, MS 400, MS 462, MS 500i, MS 661	63	3/8"	1.6	3132 000 0084



COMPOSITION OF THE 11-DIGIT ORDER NUMBER FOR SAW CHAINS



Example:



SPECIAL-APPLICATION SAW CHAINS

You'll always find the right saw chain for your application at STIHL. We offer saw chains that are tailored to specific applications for special areas of use. The guide bars to match are also available from STIHL.

CARVING



Special saw chain for wood carvers. Minimum vibration, very good cutting performance, shortened cutter top plate means it is not necessary to apply pressure when piercing, capable of a noticeably better piercing speed compared to conventional 1/4" saw chains.



Chain pitch
(inches)

Carving,
30 cm

		SAW CHAIN	GUIDE BAR
MS 151, MSA 120 /140 /160 /200	1/4" P	3670 000 0064 [Ⓞ]	3005 000 3105
MS 170 /171 /180 /181 /193 /194 201 /211	1/4"	3661 000 0064	3005 000 3205

EMERGENCY SERVICES (RDR)



Special saw chain for the toughest jobs, suitable for use by fire services, emergency services and technical assistance teams (e.g. for wood with nails, composite material and bulletproof glass). Blade teeth with all-over plating made from impact-resistant carbide plates.



Chain pitch
(inches)

Rollomatic
ES, 50 cm

		SAW CHAIN	GUIDE BAR
MS 462 C-M R	3/8"	3944 000 0072	3003 002 9421

CUTTING TO LENGTH - WOOD HARVESTER / FIREWOOD PROCESSOR (RMHS, RMH)



Saw chain for use on special machines in mechanical wood harvesting and firewood preparation, robust and durable. Reduced tensions result in low levels of crack formation with low wear and a particularly long service life. **Must not be used on hand-guided chainsaws.** Please contact your authorised dealer for further information.



LONGITUDINAL CUT (RMX, PMX)



Special longitudinal cut saw chain for use on longitudinal cut tools as well as mobile small sawmills. Half-chisel tooth chain with high cut quality, with a low level of vibration and soft cutting characteristics. Please contact your authorised dealer for further information.



Ⓞ Normal saw chain, no special Carving saw chain



GUIDE BARS

- Suitable for a variety of tasks: from harvesting wood and carving, through to cutting firewood
- Made from high-quality and highly resistant chrome molybdenum steel
- Optimal conversion of engine power to cutting performance



LIGHTWEIGHT GUIDE BARS

STIHL consistently focuses on lightweight design, including when it comes to guide bars. You can choose between the E-Light and ES-Light bars. We offer the right solution, whether it's for small, lightweight saws or for powerful felling saws. For technical details relating to the guide bars, see page 474.

STIHL ROLLOMATIC E MINI LIGHT



For easier work with pole pruners or when harvesting smaller timber. Weight advantage of up to 25% (at a length of 35 cm).

STIHL ROLLOMATIC E LIGHT



Made of three steel plates which have been extensively hollowed out and electrically welded together. The hollow areas are filled with fibreglass-reinforced polyamide. A weight reduction of up to 30% (at a length of 40 cm) compared to conventional bars. Maintenance-free due to closed bearings in the sprocket nose.

STIHL ROLLOMATIC ES LIGHT



Made of special wear-resistant steel. The spaces are cut out and then welded using a special laser process. Stable hollow body with a rigid outer and substructure, 30% lighter than the Rollomatic ES, STIHL Ematic with angled oil hole, bar nose fully replaceable. Maintenance-free due to closed bearings in the sprocket nose.

STIHL ROLLOMATIC E MINI



Particularly narrow guide bar. For small-link saw chains with 1.1 mm drive link thickness.

STIHL ROLLOMATIC E



Body made of three electrically welded metal plates; the middle plate is extensively hollowed out. Low weight, high stability, available with small and large bar nose. Maintenance-free due to closed bearings in the sprocket nose.

STIHL ROLLOMATIC ES



For the highest professional demands on high-performance machines. Solid and particularly rigid bar body, bar nose fully replaceable, elliptically shaped, angled oil holes for optimum lubrication. Maintenance-free due to closed bearings in the sprocket nose.



PROFESSIONAL TIP

The closed bearings in the sprocket nose have lifetime lubrication for longer durability and less maintenance, meaning that re-lubrication is unnecessary. Even better: you save time and the environment as well as reducing the strain on your wallet.

STIHL DUROMATIC E



Solid bar for chainsaws in the middle and high-performance categories. Exceptionally hard-wearing; bar nose is protected by carbide plating, STIHL Ematic with angled oil hole for optimum lubrication.

STIHL CARVING



Special bar for carving work using a chainsaw. Extremely low kickback, making it suitable for carving details and tight angles. The bar nose is carbide-plated (stellite), protecting it against wear. Laser markings on the bar nose facilitate precise guidance when cutting. Bar length 30 cm with groove width of 1.1 mm or 1.3 mm.



	Bar length [ⓐ] (cm)	Chain pitch (inches)	Drive link thickness / groove width (mm)	Number of drive links	Micro Part order number	Micro 3 Part order number	Super Part order number	Super 3 Part order number	NEW Hexa Part order number	NEW Hexa 3 Part order number	Duro 3 Part order number
CHAINSAWS AND PRUNERS					SAW CHAINS						
GTA 26	10	¼" P	1.1	28	-	3670	-	-	-	-	-
MS 150, MS 151, MS 150 T, MS 151 T, MS 193 T, MS 194 T, MSA 120, MSA 140, MSA 160, MSA 160 T, MSA 200	25	¼" P	1.1	56	-	3670	-	-	-	-	-
	30	¼" P	1.1	64	-	3670	-	-	-	-	-
MS 150 T, MS 151 T, MS 193 T, MS 194 T, MS 150, MS 151, MSA 160, MSA 200	35	¼" P	1.1	72	-	3670	-	-	-	-	-
MSA 161 T	25	¼" P	1.1	57	-	3670	-	-	-	-	-
	30	¼" P	1.1	65	-	3670	-	-	-	-	-
MS 170, MS 171, MS 180[ⓐ], MS 181, MS 193, MS 194, MSE 141, MSE 170	30	⅜" P	1.1	44	-	3610	-	-	-	-	-
	35	⅜" P	1.1	50	-	3610	-	-	-	-	-
	40	⅜" P	1.1	55	-	3610	-	-	-	-	-
MS 180, MS 201, MS 211, MS 231[ⓐ], MS 241, MSE 170[ⓐ], MSE 190[ⓐ], MSE 200[ⓐ], MSE 210[ⓐ], MSE 230[ⓐ], MSA 220 C-B	30	⅜" P	1.3	44	-	3636	3617	3616	-	-	3612
	35	⅜" P	1.3	50	-	3636	3617	3616	-	-	3612
	40	⅜" P	1.3	55	-	3636	3617	3616	-	-	3612
MSE 250	37	⅜"	1.6	56	-	-	-	3626	-	-	3683
	40	⅜"	1.6	60	-	-	-	3626	-	-	3683
	40	⅜"	1.6	60	-	-	-	3626	-	-	3683
	45	⅜"	1.6	66	-	-	-	3626	-	-	3683
MS 201 T, MSA 220 T	30	⅜" P	1.3	44	-	3636	-	3616	-	-	3612
	35	⅜" P	1.3	50	-	3636	-	3616	-	-	3612
	40	⅜" P	1.3	55	-	3636	-	3616	-	-	3612
MS 251[ⓐ]	35	.325	1.6	56	-	3689	3639	-	-	-	3667
	35	.325	1.3	56	3693	3695	3690	3694	-	-	3696
	40	.325	1.6	62	-	3689	3639	-	-	-	3667
	40	.325	1.3	62	3693	3695	3690	3694	-	-	3696
MS 261, MS 271, MSA 300	32	.325	1.6	56	3686	3689	3639	-	-	-	3667
	35	.325	1.3	60	3693	3695	3690	3694	-	-	3696
	37	.325	1.6	62	3686	3689	3639	-	-	-	3667
	40	.325	1.3	67	3693	3695	3690	3694	-	-	3696
	40	.325	1.6	67	3686	3689	3639	-	-	-	3667
MS 291, MS 311, MS 362, MS 391	35	⅜"	1.6	54	3652	3664	3621	3626	3132	3134	3683
	37	⅜"	1.6	56	3652	3664	3621	3626	3132	3134	3683
	40	⅜"	1.6	60	3652	3664	3621	3626	3132	3134	3683
	40	⅜"	1.6	60	3652	3664	3621	3626	3132	3134	3683
	45	⅜"	1.6	66	3652	3664	3621	3626	3132	3134	3683
MS 400, MS 462, MS 500i, MS 661	40	⅜"	1.6	60	3652	3664	3621	3626	3132	3134	3683
	45	⅜"	1.6	66	3652	3664	3621	3626	3132	3134	3683
	50	⅜"	1.6	72	3652	-	3621	3626	3132	3134	3683
	63	⅜"	1.6	84	3652	-	3621	3626	3132	3134	3683
MS 500i, MS 661	71	⅜"	1.6	91	-	-	3621	3626	3132	3134	3683
	80	⅜"	1.6	105	-	-	3621	3626	3132	3134	3683
MS 661	90	⅜"	1.6	114	-	-	3621	3626	3132	3134	3683
MS 880[ⓐ], MS 881[ⓐ]	53	.404	1.6	68	3668	-	3946	-	-	-	-
	63	.404	1.6	80	3668	-	3946	-	-	-	-
	75	.404	1.6	91	3668	-	3946	-	-	-	-
	90	.404	1.6	104	3668	-	3946	-	-	-	-
	90	.404	1.6	108	3668	-	3946	-	-	-	-
POLE PRUNERS					SAW CHAINS						
HT 56, HT 101, HT 133, HT 135, HTA 50, HTA 66, HTA 86, HTA 135, HTE 60	25	¼" P	1.1	56	-	3670	-	-	-	-	-
	30	¼" P	1.1	64	-	3670	-	-	-	-	-
HT 56, HT 101, HT 131, HTE 60	30	⅜" P	1.1	44	-	3610	-	-	-	-	-

ⓐ The actual bar length is shorter than the bar length stated
 ⓑ For models built in 2014 or later

ⓐ An extra drive link must be used on the MS 231 and MS 251 (35 and 40 cm bar length) and on the MSE 170, MSE 190, MSE 210 and MSE 230 (30, 35 and 40 cm bar length) models with Quick Chain Tensioning and seven-tooth sprocket

Light P04 Order number	Rollomatic ES Light Order number	Light Order number	Rollomatic E Order number	Light O4 Order number	Rollomatic ES Order number	Number of teeth in sprocket nose	Duromatic E Order number
GUIDE BARS							
-	-	3007 003 0101	-	-	-	-	-
-	-	-	3005 008 3403	-	-	8	-
-	-	-	3005 008 3405	-	-	8	-
-	-	-	3005 008 3409	-	-	8	-
-	-	-	3005 008 3403	-	-	8	-
-	-	-	3005 008 3405	-	-	8	-
3005 000 7605 [ⓐ]	-	-	3005 000 3905	-	-	7	-
3005 000 7609 [ⓐ]	-	-	3005 008 3909	-	-	7	-
-	-	-	3005 008 3913	-	-	7	-
3005 000 7405	-	-	3005 000 4805	-	-	9	-
3005 000 7409	-	-	3005 000 4809	-	-	9	-
3005 000 7413	-	-	3005 000 4813	-	-	9	-
-	-	-	3003 008 6111	-	-	10	-
-	-	-	-	3003 000 7713	-	9	-
-	-	-	3003 008 6113	-	-	10	-
-	-	-	-	3003 008 7717	-	10	-
3005 000 7405	-	-	3005 000 4805	-	-	9	-
3005 000 7409	-	-	3005 000 4809	-	-	9	-
3005 000 7413	-	-	3005 000 4813	-	-	9	-
-	-	-	3005 000 4709	-	-	11	-
-	-	-	3005 000 7009	-	-	11	-
-	-	-	3005 000 4713	-	-	11	-
-	-	-	3005 000 7013	-	-	11	-
-	-	-	3003 000 5306	-	-	11	-
-	-	-	-	3003 000 3309	-	10	-
-	-	-	3003 008 6811	-	-	11	-
-	-	-	-	3003 000 3313	-	10	-
-	-	-	3003 008 6813	-	-	11	3003 000 9213
-	-	-	-	3003 000 7709	-	9	-
-	-	-	3003 008 6111	-	-	10	-
-	-	-	-	3003 000 7713	-	9	-
-	-	-	3003 008 6113	-	-	10	-
-	-	-	-	3003 008 7717	-	10	-
-	-	-	3003 000 5213 [ⓑ]	-	-	11	3003 000 9213
-	-	-	3003 000 5217	-	-	11	3003 000 9217
-	3003 000 2021	-	3003 000 5221	-	3003 000 9421	11	3003 000 9221
-	3003 000 2031	-	3003 000 5231	-	3003 000 9431	11	3003 001 5631
-	3003 000 2038	-	-	-	3003 000 6038	11	-
-	3003 000 2046	-	-	-	3003 000 6046	11	-
-	3003 000 2053	-	-	-	3003 000 6053	11	-
-	-	-	-	-	-	-	3002 001 9223
-	-	-	-	-	3002 000 9731	-	3002 000 9231
-	-	-	-	-	3002 000 9741	-	3002 000 8041
-	-	-	-	-	-	-	3002 002 8052
-	-	-	-	-	3002 000 9753	-	-
GUIDE BARS							
-	-	-	3005 008 3403	-	-	8	-
-	-	-	3005 008 3405	-	-	8	-
3005 000 7605	-	-	3005 000 3905	-	-	7	-

ⓐ If the number of drive links has three digits, the second zero should not be used. This results in an 11-digit order number

ⓑ Applies to seven-tooth sprockets; extra drive link for eight-tooth sprockets

Ⓒ Rollomatic E Light guide bar

Ⓓ Light O6 guide bar

Note: Cutting attachments for special applications are available on page 106

NEW



TOOLS FOR CUTTING ATTACHMENT MAINTENANCE

- Special tools for maintenance and care
- For professional chain sharpening with precise results
- STIHL wooden file handles made of certified wood



FILING KITS

Includes file holder with round file, flat file and file gauge in a sturdy case.



1/4" P Order number	5605 007 1000	.325" Order number	5605 007 1028
1/4" and 3/8" P Order number	5605 007 1027	3/8" Order number	5605 007 1029
NEW 3/8" Hexa[®] Order number	5607 007 1000	.404" Order number	5605 007 1030

2-IN-1 FILE HOLDER



Practical tool for quickly sharpening the teeth and depth gauge in a single step. Ideal for occasional users. For 1/4" P, 3/8" P, .325", 3/8" and .404" saw chains, integrated file tolerance compensation (only from STIHL).

1/4" P Order number	Ø 3.2 mm 5605 750 4306	3/8" Order number	Ø 5.2 mm (cannot be used with 3/8" Hexa) 5605 750 4305
1/4" and 3/8" P Order number	Ø 4.0 mm 5605 750 4303	.404" Order number	Ø 5.5 mm 0000 750 4300
.325" Order number	Ø 4.8 mm 5605 750 4304		

REPLACEMENT ROUND FILE FOR 1/4" P SAW CHAIN

Only for the 2-in-1 file holder for sharpening the 1/4" P saw chain, not to be used for filing by hand, Ø 3.2 × 200 mm.

Order number **0000 893 6401**



REPLACEMENT FLAT FILE FOR THE DEPTH GAUGE

For the 2-in-1 file holder, for sharpening the depth gauge.

Order number **0814 252 3001**

Ⓞ Groove 1.1 mm
Ⓞ Groove 1.3 mm
Ⓞ With hexa file, without file handle

FF 1 FILE HOLDER RANGE



Exclusive STIHL file holder guide. For accurate and easy file handling and proper chain sharpening. Ideal supplement to STIHL filing kits, minimal effort required, file not included


1/4" P	Ø 3.2 mm	.325"	Ø 4.8 mm
Order number	5614 000 7504	Order number	5614 000 7501
1/4", 3/8" P[Ⓢ]	Ø 4.0 mm	3/8"	Ø 5.2 mm
Order number	5614 000 7503	Order number	5614 000 7500
3/8" P[Ⓢ]	Ø 4.0 mm	.404"	Ø 5.5 mm
Order number	5614 000 7502	Order number	5614 000 7505

FG 4 ROLLER FILING TOOL



Exclusive STIHL roller filing tool. Ideal for weekly precision sharpening. Compact, minimal effort required, with file tip for adjusting the depth gauge setting, file not included.

1/4", 3/8" P[Ⓢ]	Ø 4.0 mm	.325"	Ø 4.8 mm
Order number	5612 000 7503	Order number	5612 000 7501
3/8" P[Ⓢ]	Ø 4.0 mm	3/8"	Ø 5.2 mm
Order number	5612 000 7502	Order number	5612 000 7500



PROFESSIONAL TIP

With the STIHL exclusive Hexa cutting system, the hexagon file is ideally adapted to the tooth shape of the saw chain. This means that the ideal sharpening angle is achieved each time the chain is sharpened; the sharpening process is extremely quick and easy, and the result is an almost perfectly sharpened Hexa saw chain. It will remain sharp for significantly longer than other saw chains, such as the 3/8" RS, needs to be sharpened less often, and therefore has a particularly long service life.

FILE GAUGES

For manual reworking of the depth gauge, made from hardened steel with special coating. Two settings for hard and soft wood. Both the groove and the bar's oil hole can be cleaned using the hook.



FL1	1/4" P	FL4	3/8", 3/8" Hexa
Order number	0000 893 4006	Order number	0000 893 4009
FL2	3/8" P[Ⓢ]	FL5	.404"
Order number	0000 893 4007	Order number	0000 893 4010
FL3	.325"		
Order number	0000 893 4008		

For checking side- and top-plate cutting angle, tooth length and depth gauge setting, and cleaning the groove and oil hole in the guide bar.



1/4" P	1/4", 3/8" P, .325", 3/8" and 3/8" Hexa
Order number	0000 893 4005
.404"	
Order number	1106 893 4000

SAW CHAIN ROUND FILES

For STIHL filing kits and file holder (without file handle).

1/4" P	Ø 3.2 × 150 mm		
Order number	5605 771 3206		
1/4" and 3/8" P	Ø 4.0 × 200 mm	.404"	Ø 5.5 × 200 mm
Order number	5605 772 4006	Order number	5605 772 5506
.325"	Ø 4.8 × 200 mm		Ø 3.5 × 200 mm
Order number	5605 772 4806	Order number	5605 772 3506
3/8"	Ø 5.2 × 200 mm		Ø 4.5 × 200 mm
Order number	5605 772 5206	Order number	5605 772 4506

NEW HEXAGON FILE FOR HEXA

For Hexa saw chain (without file handle).

3/8" Hexa	Ø 5.2 × 200 mm
Order number	5607 772 5201



FILE HANDLES

Plastic handle. Suitable for round and Hexa files of 3.2 to 5.5 mm and all flat files.



Order number **0000 881 4504**



Wooden handle for all triangular, flat, round and Hexa files from 4.0 to 5.5 mm.



Order number **0811 490 7860**

Plastic handle with filing angles. For round files from 3.2 to 5.5 mm.



Order number **0000 881 4500**

FH 3

Soft handle. For flat files up to 150 mm.



Order number **0000 881 4503**

FH 1

Soft handle with filing angles. For round files from 3.2 to 5.5 mm.



Order number **0000 881 4502**



TRIANGULAR SHARPENING FILE

For FG 2 and FG 3, for reworking the depth gauge and for scratcher-tooth circular saw blades.

Order number **0811 421 8971**

FLAT FILE



For precise reworking of the depth gauge. 150 mm.

Order number **0814 252 3356**

FILE HOLDER WITH ROUND FILE



1/4" P **Ø 3.2 mm**
Order number **5605 750 4300**

1/4" and 3/8" P **Ø 4.0 mm**
Order number **5605 750 4327**

.325" **Ø 4.8 mm**
Order number **5605 750 4328**

3/8" **Ø 5.2 mm**
Order number **5605 750 4329**

.404" **Ø 5.5 mm**
Order number **5605 750 4330**

GUIDE BAR LEVELLER

Tool for removing burrs from the guide bar. Ergonomically shaped plastic holder with flat file (100 × 22 mm) made of hardened tool steel.



Order number **5605 773 4400**


ACCESSORIES: FLAT FILE



Order number **5605 773 4200**

CHECK GAUGE

For measuring the pitch of the chain and sprocket, as well as the thickness of the drive link and groove width of the guide bar.



Order number **0000 893 4105**


For determining the degree of wear on the chain sprockets.



Order number **0000 893 4101**

MAINTENANCE SET FOR CUTTING ATTACHMENTS

Consists of check gauge 0000 893 4105/4101 and file gauge 1110 893 4000.



Order number **0000 007 1016**

FILE ANGLE PLATE

Aid for filing the chain. Angle lines (25°/ 30°) for aligning the file, two adhesive magnets.



Order number **0000 750 9900**

STORAGE CASE FOR SAW CHAINS

Durable, lightweight plastic box. Two separators, dimensions: 18 × 12 × 4 cm.



Order number **0000 882 5900**

FG 2 FILING TOOL^②

Precision hand-filing tool made of metal. For workbench mounting, without file handles and file.



Order number **5604 000 7501**

ACCESSORIES: SCREW CLAMP

For workbench mounting, set of 2 needed.



Order number **5604 890 5800**

FG 3 FILING TOOL^②

Precision hand-filing tool made of metal. For attaching to the guide bar, without file handles and file.



Order number **5610 000 7500**

FILING VICES

S 260

Lightweight and convenient design. Easy to drive into the wood and fix the guide bar, includes practical holster.



Order number **0000 881 0402**

L 700

Large, heavy-duty design. Can be easily driven into wood.



Order number **0000 881 0403**

STIHL USG BASIC UNIT

Universal filing tool for all STIHL saw chains and circular saw blades for FS models and hedge trimmer blades. Complete with swivel support for all STIHL Oilomatic saw chains and two shaped grinding wheels. Also suitable for sharpening STIHL Duro saw chains.



Order number **5203 200 0008**

USG ACCESSORIES (NOT PICTURED)

Swivel head for scratcher-tooth saw chains^③

Order number **5203 750 1405**

Swivel head for hedge trimmer blade^③

Order number **5203 750 1400**

Swivel head for FS circular saw blades^③

Order number **5203 750 2800**

Foot tensioner

Order number **5203 007 1003**

Diamond dressing attachment

Order number **5203 890 4400**

Diamond grinding wheel for 3/8" PD3, .325" RD3 and 3/8" RD3


Order number **5203 757 0906**

Diamond grinding wheel for 3/8" RDR

Order number **5203 757 0901**

NEW Grinding wheel for 3/8" Hexa

Order number **5203 750 7018**







A CLEAN CUT FOR THE PERFECT SHAPE.

Petrol hedge trimmers **119**


Cordless shrub shears and
cordless hedge trimmers **122**

Electric hedge trimmers **125**

Accessories and parts for hedge trimmers **126**

Long-reach hedge trimmers and accessories **131**

HEDGE TRIMMERS IN DETAIL



TECHNOLOGY

01 EC ELECTRONICS

In the AP-System, the electronic control unit recognises the respective load during use and actively influences the EC engine. This results in a consistent blade stroke, even while pruning very thick hedges, as well as always achieving the optimum power output.

02 STIHL ELECTRIC MOTOR (EC)

Alongside their impressive performance, the professional hedge trimmers in the AP-System have an EC engine with automatic switching of rotation direction. This makes it possible to release the cutter when necessary.

COMFORT

03 ROTATING MULTI-FUNCTION HANDLE

Can be easily moved into the optimum position for side and overhead cutting.

04 SOPHISTICATED BLADE GEOMETRY

A sophisticated blade shape and specially coordinated trimming and cutting gears ensure the best performance.

05 LOOP HANDLE WITH INNER SWITCH

Comfortable to hold and energy-sparing, particularly when working for extended periods.

06 SCREW-ON TIP PROTECTOR

Protects the tip of the hedge trimmer blade from wear, and makes it easier to cut close to walls and the ground.

PETROL HEDGE TRIMMERS

- Powerful tools with low weight and high cutting performance
- For use on large grounds
- For park and landscape maintenance
- Delivers the perfect cut for thick hedges and ornamental trees



HS 45

27.2 cm³ • 0.75 kW / 1.0 hp • from 4.7 kg[Ⓞ]

Entry-level model for the maintenance of shrubs and bushes in the garden. STIHL anti-vibration system, STIHL ElastoStart, long-life air filter system, single-sided cutting blades, integrated cut protection.

Bar length **45 cm**
Order number **4228 011 2937**

Bar length **60 cm**
Order number **4228 011 2938**



HS 46

21.4 cm³ • 0.65 kW / 0.9 hp • 4.0 kg[Ⓞ]

Lightweight hedge trimmer, ideal for demanding domestic users. STIHL anti-vibration system, long-life air filter system, master control lever, tool-free fuel cap, single-sided cutting blades, integrated cut protection.

Bar length **45 cm**
Order number **4242 011 2902**

Additional versions: HS 46 C-E see table on page 128



HS 52

27.2 cm³ • 0.75 kW / 1.0 hp • 5.0 kg[Ⓞ]

Lightweight hedge trimmer, ideal for landscapers and tea farmers. Single-sided handle for ergonomic working and good cut control. High cutting quality and excellent cutting performance due to the single-sided cutting blade with upper and lower blade sharpened as well as tip sharpened. Aluminum catcher blade for the easy removal of plant cuttings. With tool-free fuel caps. Including hook for carrying strap.

Bar length **60 cm**
Order number **4228 011 2943**

C = Comfort version
E = STIHL ErgoStart
Ⓞ Weight excluding fuel, fully assembled





HS 56 C-E

21.4 cm³ • 0.65 kW / 0.9 hp • 4.5 kg[Ⓢ]

Perfect for landscapers and farmers. STIHL anti-vibration system, STIHL ErgoStart, long-life air filter system, master control lever, tool-free fuel cap, double-sided cutting blades, screw-on cut and tip protector.

Bar length **60 cm**
Order number **4242 011 2947**



HS 87 R

22.7 cm³ • 0.7 kW / 1.0 hp • 5.5 kg[Ⓢ]

Professional tool with single-sided cutting blades in the pruning version. A simplified start-up sequence for convenient starting. STIHL anti-vibration system, long-life air filter system, double-sided cutting blades, screw-on tip protector, stop button, low blade speed.

Bar length **75 cm**
Order number **4237 011 2991**



HS 82 R

22.7 cm³ • 0.7 kW / 1.0 hp • 5.3 kg[Ⓢ]

Professional tool with low blade speed for powerful cutting. A simplified start-up sequence for convenient starting. STIHL anti-vibration system, long-life air filter system, double-sided cutting blades in the pruning version, rotating multi-function handle, screw-on cut and tip protector, stop button.

Bar length **60 cm**
Order number **4237 011 2977**

Additional versions: HS 82 RC -E see table on page 128



HS 87 T

22.7 cm³ • 0.7 kW / 1.0 hp • 5.2 kg[Ⓢ]

Professional tool with single-sided cutting blades in the trimming version. STIHL 2-MIX engine, STIHL anti-vibration system, long-life air filter system, double-sided cutting blades, screw-on tip protector, stop button.

Bar length **75 cm**
Order number **4237 011 2995**



HS 82 T

22.7 cm³ • 0.7 kW / 1.0 hp • 5.1 kg[Ⓢ]

Professional tool with high blade speed for fine cutting. A simplified start-up sequence for convenient starting. STIHL anti-vibration system, long-life air filter system, double-sided cutting blades in the trimming version, rotating multi-function handle, screw-on cut and tip protector, stop button.

Bar length **60 cm**
Order number **4237 011 2985**



APPROPRIATE FUELS AND LUBRICANTS

SEE FROM **PAGE 352**



CORDLESS SHRUB SHEARS AND CORDLESS HEDGE TRIMMERS

- For domestic users and professionals
- For hedge trimming in noise-sensitive residential areas and in hospital gardens, cemeteries, schools, etc.
- Easy and comfortable to use
- Excellent cutting performance



AS111
SYSTEM

HSA 26

10.8 V · 0.8 kg^①



Lightweight and compact cordless shrub shears with shrub cutter for trimming and maintaining smaller, evergreen hedges and small-leaved ornamental trees. Shrub cutter with optimised STIHL cutter geometry for an optimum cutting experience. With grass trimmer, also suitable for cutting lawn edges. Non-slip control handle for perfect ergonomics, rapid, tool-free blade change, and battery charge-level indicator so you can keep an eye on the remaining battery capacity at all times. The AS 2 battery works exclusively with the products in the AS-System and is not compatible with the HSA 25. The HSA 26 is available in a set or as the tool only.

Included in the set:

- 1 × AS 2 lithium-ion battery, 28 Wh, 10.8 V
- 1 × AL 1 standard charger
- 1 × shrub cutter, cutting length 20 cm, including blade scabbard
- 1 × grass trimmer, cutting width 12 cm, including blade scabbard
- 1 × black/orange carry bag with eyelets for wall-mounting

HSA 26 tool only excluding battery, charger and carry bag, including shrub cutter and grass trimmer

Bar length **20 cm**
Order number **HA03 011 3500**

HSA 26 set with AS 2 and AL 1

Bar length **20 cm**
Order number **HA03 011 3506**



AI III

HSA 45

18 V · 2.3 kg^②



A very light cordless hedge trimmer with good cutting performance, for trimming shrubs and hedges in your home's outdoor spaces. Single-sided cutting blade with 24 mm tooth spacing, integrated cut protection, screw-on tip protector, integrated lithium-ion battery (36 Wh) with charge-level indicator. Battery charging time 145 min / 210 min (80 % / 100 %).

Bar length **50 cm**
Order number **4511 011 3500**

① Weight excluding battery, including shrub cutter
② Weight including battery
③ Weight excluding battery
④ Explanation of symbols on page 472



HSA 56

36 V • 2.9 kg[Ⓢ]



Very lightweight cordless hedge trimmer with high cutting performance, for trimming bushes and hedges in your garden at home. Single-sided cutter blade with 30 mm tooth spacing, teardrop-shaped cutter geometry holds twigs more effectively in the blade, integrated cut protection, screw-on tip protector.

HSA 56 excluding battery and charger

Bar length **45 cm**
Order number **4521 011 3500**

HSA 56 set with AK 10 and AL 101

Bar length **45 cm**
Order number **4521 011 3510**

HSA 56 set with 2 × AK 10 and AL 101

Bar length **45 cm**
Order number **4521 200 0008**



HSA 66

36 V • 3.1 kg[Ⓢ]



Cordless hedge trimmers offer high cutting performance with a low weight, and maintain a constant stroke rate under load, even during tough jobs. 30 mm tooth spacing, teardrop-shaped cutter geometry holds twigs more effectively in the blade, single-sided cutter blade, integrated cut protection, screw-on tip protector.

HSA 66 excluding battery and charger

Bar length **50 cm**
Order number **4851 011 3520**



HSA 86

36 V • from 3.0 kg[Ⓢ]



The cordless hedge trimmer offers high power and efficiency at a low weight. It ensures a constant stroke rate while pruning thick hedges. 33 mm tooth spacing, double-sided cutting blades in two lengths, screw-on cut and tip protector.

HSA 86 excluding battery and charger

Bar length **45 cm**
Order number **4851 011 3529**

Bar length **62 cm**
Order number **4851 011 3521**



PAGE **363**

**HS / HS PLUS
CARE & CLEAN KIT**



For optimum care and cleaning of STIHL hedge trimmers and long-reach hedge trimmers. Available as a sample package or advantage package.





HSA 94 R

36 V • from 4.1 kg^①



Extremely powerful and sturdy professional cordless hedge trimmer with double-sided cutting blades in the pruning version. Low blade speed for powerful cuts. Increased service life due to new, improved EC engine. Rotatable multi-function handle with three-setting stroke rate, ergonomic control loop handle with internal switch, friction-optimised blades and screw-on cut and tip protector. Cordless operation with the aid of the AP holster with connecting cable and a carrying system, or an AR L backpack battery (see page 53).

HSA 94 R excluding battery and charger

Bar length **60 cm**
Order number **4869 011 3540**

Bar length **75 cm**
Order number **4869 011 3541**



HSA 94 T

36 V • from 3.9 kg^①



Extremely powerful and sturdy professional cordless hedge trimmer with double-sided cutting blades in the trimming version. High blade speed for a particularly precise and clean cutting pattern. Increased service life due to new, improved EC engine. Rotatable multi-function handle with three-setting stroke rate, ergonomic control loop handle with internal switch, friction-optimised blades and screw-on cut and tip protector. Cordless operation with the aid of the AP holster with connecting cable and a carrying system, or an AR L backpack battery (see page 53).

HSA 94 T excluding battery and charger

Bar length **60 cm**
Order number **4869 011 3550**

Bar length **75 cm**
Order number **4869 011 3551**



SUITABLE BATTERIES AND OTHER ACCESSORIES

SEE FROM **PAGE 14**

R = Pruning
T = Trimming
① Weight excluding battery
② Explanation of symbols on page 472
③ Weight excluding cable

ELECTRIC HEDGE TRIMMERS

- For trimming hedges and bushes in domestic outdoor areas
- Easy to handle
- Especially light and quiet



HSE 42

230 V • 420 W • 3.0 kg[Ⓢ]

Ideal for trimming and cutting twigs and thin branches. Integrated cut protection, screw-on tip protector, mechanical blade brake, single-sided cutting blades, cable strain relief with lock.

Bar length **45 cm**
Order number **4818 011 3500**



HSE 52

230 V • 460 W • 3.1 kg[Ⓢ]

Ideal for trimming and cutting twigs and thin branches. Integrated cut protection, screw-on tip protector, mechanical blade brake, single-sided cutting blades, cable strain relief with lock, tip protection on blade end.

Bar length **50 cm**
Order number **4818 011 3501**



HSE 61

230 V • 500 W • from 3.9 kg[Ⓢ]

With 5-position rotatable handle for flexible, easy cutting. Integrated cut protection, screw-on tip protector, shaft extension, single-sided cutting blades, low vibration, cable strain relief.

Bar length **50 cm**
Order number **4812 011 3526**

Bar length **60 cm**
Order number **4812 011 3500**





HSE 71

230 V • 600 W • from 4.1 kg[Ⓞ]

Suitable for tough branches. Integrated cut protection, screw-on tip protector, shaft extension, single-sided cutting blades, 5-position rotary handle, minimum vibration, cable strain relief.

Bar length **60 cm**
Order number **4812 011 3527**

Bar length **70 cm**
Order number **4812 011 3528**



HSE 81

230 V • 650 W • from 4.1 kg[Ⓞ]

Ideal for hedges with thicker branches. Integrated cut and tip protector, shaft extension, double-sided cutting blades with wide tooth spacing, 5-position rotary handle, minimum vibration, cable strain relief.

Bar length **50 cm**
Order number **4812 011 3529**

Bar length **60 cm**
Order number **4812 011 3530**

Bar length **70 cm**
Order number **4812 011 3531**

ACCESSORIES AND PARTS FOR HEDGE TRIMMERS

- Handy helpers to lighten your workload
- Service kits for simple standard maintenance
- Tip protectors and catcher plate
- "Adjustable blade position" conversion kits



[Ⓞ] Weight excluding cable

NEW SERVICE KITS



You can perform simple maintenance tasks on your STIHL petrol-drive hedge trimmers with the help of our Service Kits. Each kit includes a spark plug, fuel filter, and fleece air filter. With proactive, regular standard maintenance you can not only protect machine components and parts against dirt and damage, but also maximise the service life of your hedge trimmer. The only implement you need to carry out maintenance is the combination socket tool supplied with your STIHL hedge trimmer.

Service Kit 25 for the HS 45
Order number **4140 007 4101**

Service Kit 34 for the HS 82
Order number **4237 007 4100**

Service Kit 46 for the HS 45 (with STIHL 2-MIX engine)
Order number **4140 007 4102**

CATCHER PLATE FOR CUTTING BLADES



For catching and removing cuttings. For a 50 cm cutting length, can be fitted tool-free on both sides. Fits HSA 56, HSA 66, HSA 86, all HSE models, HLA 56, HLA 66 and HLA 86.

Order number **4859 740 3300**

CARRY BAG




Perfect for transporting and storing the tool together with the FS-KM or HL-KM KombiTools. Can be used for KMA 130 R, KMA 135 R, HSA 56, HSA 66, HSA 86, HLA 56, BGA 86, BGA 100 and all KombiEngines with a loop handle.

Order number **0000 881 0507**

TELESCOPIC SHAFT FOR HSA 26

Facilitates ergonomic working in an upright position with the HSA 26. Easy and rapid connection with the HSA 26 well as easy changeover of the AS battery in the handle. Telescopic adjustment on an infinitely variable basis, from 95 - 110 cm, working angle that can be adjusted through 125°, smooth-running rollers, soft handle. The telescopic shaft only fits the HSA 26 and is not compatible with the GTA 26 or the HSA 25.



Order number **HA03 710 7100**

TIP PROTECTORS

Prevents the end of the cutter bar from getting damaged while working close to walls and the ground.



Suitable for HS 56 C-E, HS 82 T, HSA 94 T
Order number **4237 792 9006**

Suitable for HS 82 R, HSA 94 R
Order number **4237 790 9802**

"ADJUSTABLE BLADE POSITION" CONVERSION KITS

Kit for adjusting the position of the blades after blades become worn.



Blade position kit, adjustable, 60 cm

Suitable for HS 82 R, HSA 94 R
Order number **4237 007 1008**

Suitable for HS 82 T, HSA 94 T
Order number **4237 007 1001**

Blade position kit, adjustable, 75 cm

Suitable for HS 82 R, HSA 94 R
Order number **4237 007 1009**


Suitable for HS 82 T, HSA 94 T
Order number **4237 007 1002**



	Order number	Bar length (cm)	Displacement (cm ³)	Power output (kW/hp)	Rated voltage (V)	Power consumption (W)	Weight (kg)	Sound pressure level ^① (dB(A))	Sound power level ^② (dB(A))	Vibration level, left/right ^③ (m/s ²)	STIHL engine (2-MIX / 4-MIX [®]) / STIHL cordless power system	Total length (cm)
PETROL HEDGE TRIMMERS												
HS 45	4228 011 2937	45	27.2	0.75 / 1.0	-	-	4.7 ^③	97	107	10.0 / 9.0	2-MIX	95
HS 45	4228 011 2938	60	27.2	0.75 / 1.0	-	-	5.0 ^③	97	107	10.0 / 9.0	2-MIX	110
HS 46	4242 011 2902	45	21.4	0.65 / 0.9	-	-	4.0 ^③	95	107	4.5 / 4.9	2-MIX	89
HS 46 C-E	4242 011 2927	55	21.4	0.65 / 0.9	-	-	4.3 ^③	95	107	4.5 / 4.9	2-MIX	100
HS 52	4228 011 2943	60	27.2	0.75 / 1.0	-	-	5.0 ^③	100	109	13.5 / 13.3	2-MIX	106
HS 56 C-E	4242 011 2947	60	21.4	0.65 / 0.9	-	-	4.5 ^③	95	107	4.7 / 5.5	2-MIX	104
HS 82 R	4237 011 2977	60	22.7	0.7 / 1.0	-	-	5.3 ^③	94	107	2.7 / 3.1	2-MIX	120
HS 82 RC-E	4237 011 2982	60	22.7	0.7 / 1.0	-	-	5.3 ^③	94	107	2.5 / 2.9	2-MIX	120
HS 82 T	4237 011 2985	60	22.7	0.7 / 1.0	-	-	5.1 ^③	95	107	2.7 / 2.1	2-MIX	121
HS 87 R	4237 011 2991	75	22.7	0.7 / 1.0	-	-	5.5 ^③	96	106	3.1 / 3.0	2-MIX	135
HS 87 T	4237 011 2995	75	22.7	0.7 / 1.0	-	-	5.2 ^③	97	107	2.6 / 2.6	2-MIX	135
CORDLESS HEDGE TRIMMERS												
HSA 26	HA03 011 3500	20	-	-	10.8	-	0.8 ^③	69	80	- / 1.0 ^③	AS-System	50
HSA 26 set with AS 2 + AL 10	HA03 011 3506	20	-	-	10.8	-	1.0 ^③	69	80	- / 1.0 ^③	AS-System	50
HSA 45	4511 011 3500	50	-	-	18	-	2.3 ^③	54	77	1.4 / 1.5	Al-Line	91
HSA 56	4521 011 3500	45	-	-	36	-	2.9 ^③	80	91	2.7 / 1.2	AK-System	94
HSA 56 set with AK 10 + AL 101	4521 011 3510	45	-	-	36	-	3.7 ^③	80	91	2.7 / 1.2	AK-System	94
HSA 56 set with 2 × AK 10 + AL 101	4521 200 0008	45	-	-	36	-	3.7 ^③	80	91	2.7 / 1.2	AK-System	94
HSA 66	4851 011 3520	50	-	-	36	-	3.1 ^③	83	94	3.7 / 2.3	AP-System	103
HSA 86	4851 011 3529	45	-	-	36	-	3.0 ^③	83	94	3.7 / 2.3	AP-System	98
HSA 86	4851 011 3521	62	-	-	36	-	3.3 ^③	83	94	3.7 / 2.3	AP-System	115
HSA 94 R	4869 011 3540	60	-	-	36	-	4.1 ^③	83	94	3.5 / 2.7	AP-System	117
HSA 94 R	4869 011 3541	75	-	-	36	-	4.4 ^③	84	95	3.6 / 2.8	AP-System	132
HSA 94 T	4869 011 3550	60	-	-	36	-	3.9 ^③	84	95	3.0 / 2.8	AP-System	118
HSA 94 T	4869 011 3551	75	-	-	36	-	4.1 ^③	85	96	2.5 / 2.9	AP-System	130
ELECTRIC HEDGE TRIMMERS												
HSE 42	4818 011 3500	45	-	-	230	420	3.0 ^③	84	95	3.1 / 1.5	-	92
HSE 52	4818 011 3501	50	-	-	230	460	3.1 ^③	84	95	3.1 / 1.5	-	101
HSE 61	4812 011 3526	50	-	-	230	500	3.9 ^③	85	96	5.3 / 3.3	-	113
HSE 61	4812 011 3500	60	-	-	230	500	4.1 ^③	85	96	5.3 / 3.3	-	121
HSE 71	4812 011 3527	60	-	-	230	600	4.1 ^③	88	99	3.8 / 2.6	-	123
HSE 71	4812 011 3528	70	-	-	230	600	4.2 ^③	88	99	3.8 / 2.6	-	133
HSE 81	4812 011 3529	50	-	-	230	650	4.1 ^③	88	99	3.2 / 2.1	-	113
HSE 81	4812 011 3530	60	-	-	230	650	4.2 ^③	88	99	3.5 / 2.5	-	123
HSE 81	4812 011 3531	70	-	-	230	650	4.4 ^③	88	99	3.5 / 2.5	-	133

● Fitted as standard
 C = Comfort version
 E = STIHL ErgoStart
 R = Pruning
 T = Trimming
 ① K-factor according to Dir. 2006/42/EC = 2.0 dB(A)
 ② K-factor according to Dir. 2006/42/EC = 2 m/s²
 ③ Weight excluding fuel, fully assembled

Stroke rate (rpm)	Tooth spacing (mm)	STIHL anti-vibration system	STIHL ElastoStart	STIHL ErgoStart	Rotary handle
4,030	30	●	●	-	-
4,030	30	●	●	-	-
3,600	30	●	-	-	-
3,600	30	●	-	●	-
4,000	34	-	-	-	-
3,600	34	●	-	●	-
3,200	38	●	-	-	●
3,200	38	●	-	●	●
5,100	30	●	-	-	●
3,200	38	●	-	-	-
5,100	30	●	-	-	-
2,200	19	-	-	-	-
2,200	19	-	-	-	-
2,500	24	-	-	-	-
2,800	30	-	-	-	-
2,800	30	-	-	-	-
2,800	30	-	-	-	-
3,000	30	-	-	-	-
3,000	33	-	-	-	-
3,000	33	-	-	-	-
2,800/3,000/3,200 [ⓐ]	38	-	-	-	●
2,800/3,000/3,200 [ⓐ]	38	-	-	-	●
4,400/4,700/5,000 [ⓐ]	30	-	-	-	●
4,400/4,700/5000 [ⓐ]	30	-	-	-	●
3,400	21	-	-	-	-
3,400	23	-	-	-	-
3,200	29	-	-	-	●
3,200	29	-	-	-	●
2,600	36	-	-	-	●
2,600	36	-	-	-	●
2,600	36	-	-	-	●
2,600	36	-	-	-	●
2,600	36	-	-	-	●



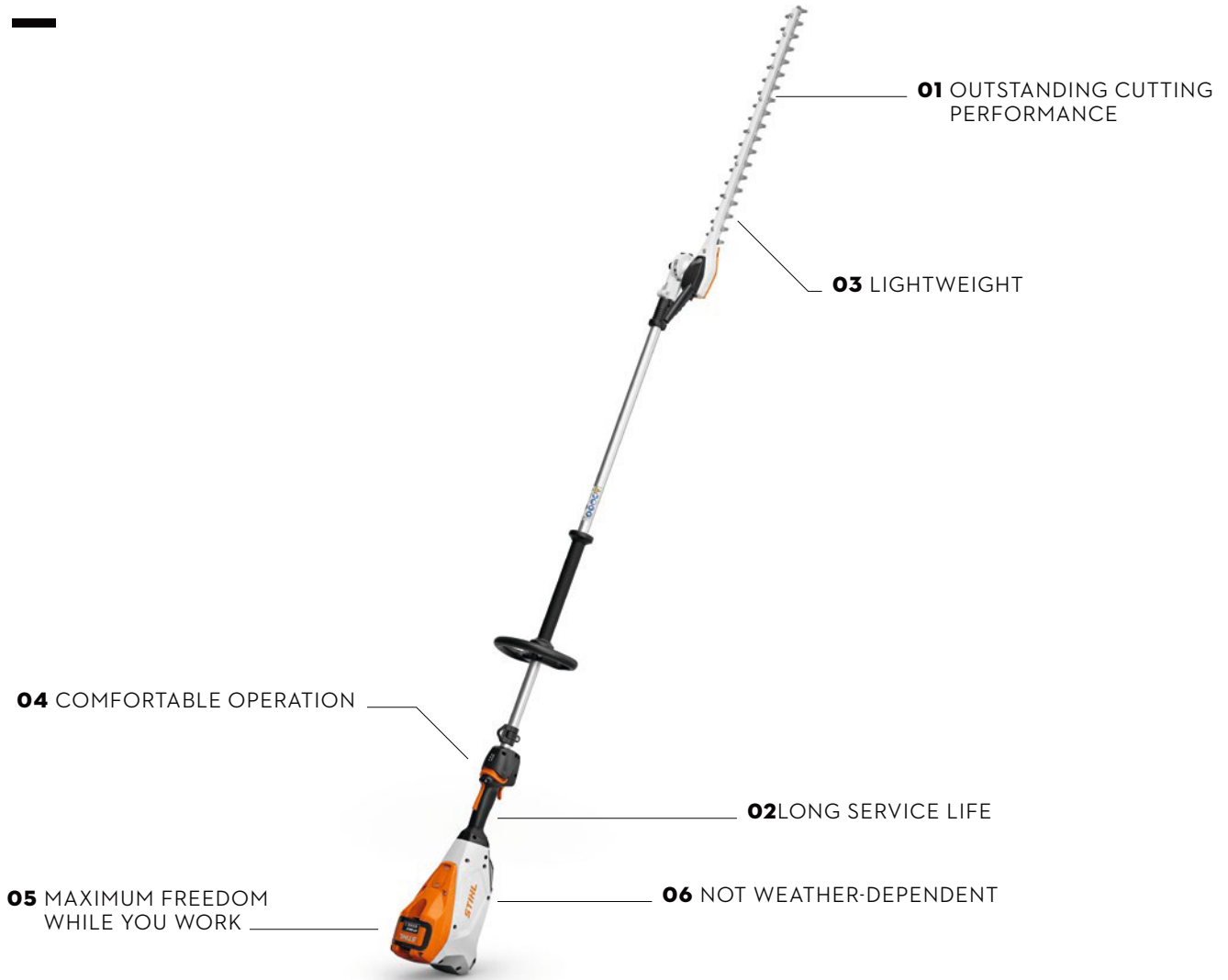
ⓐ Weight excluding battery, including shrub cutter
 ⓑ Weight including battery and shrub cutter, but excluding charger
 ⓒ Weight including battery

ⓓ Weight excluding battery
 ⓔ Weight including battery, excluding charger
 ⓕ Weight excluding cable

ⓖ With shrub cutter/with grass trimmer
 ⓗ Level 1 / level 2 / level 3



LONG-REACH HEDGE TRIMMERS IN DETAIL



TECHNOLOGY

01 BLADE SYSTEM

Friction-optimised smooth-running universal blades increase battery runtime by more than 20% compared to traditional blades, and in combination with cordless drive ensure very good cutting performance during trimming and pruning.

02 METAL MESH AIR FILTER

The metal mesh air filter that is easy to clean from the outside ensures optimum engine cooling, protects the interior of the engine casing against dirt in the long term, and thereby maintains a long service life.

COMFORT

03 MAGNESIUM TRANSMISSION

The lightweight magnesium transmission with cutter bar can be adjusted tool-free through 145°, for head-height, lateral and ground-level cutting.


04 CONTROL HANDLE WITH SPEED ADJUSTMENT

The intuitive control handle with three-setting speed adjustment and LED display ensures ergonomic use.

05 BATTERY SLOT IN THE POWER TOOL

STIHL AP batteries can be inserted directly into the engine housing. This makes your work even more mobile and enables the user to benefit from the good balance of the long-reach hedge trimmer, as well as maximum freedom while they work.

06 IPX4 CAN BE USED IN THE RAIN

 STIHL cordless power tools with this mark have passed extensive tests based on the IPX4 standard, and can therefore also be used without restriction in rainy conditions.

LONG-REACH HEDGE TRIMMERS AND ACCESSORIES

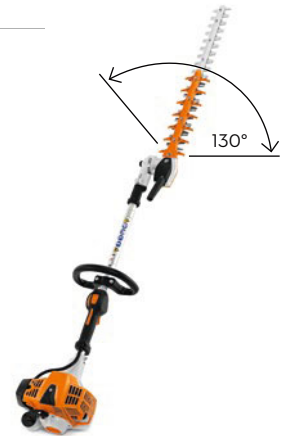
- Petrol-driven, cordless and electric models for professional landscape gardeners as well as intensive domestic users
- Available in short or long shaft versions
- For particularly wide, high or long hedges right down to ground level, and shrubs around the outside of the home.



HL 91 KC-E

24.1 cm³ • 0.9 kW / 1.2 hp • 5.8 kg[Ⓞ]

Optimised for professional cutting of clipped hedges and topiary. Extra-short shaft and reduced-weight transmission made of die-cast magnesium, with STIHL ErgoStart, cutter bar adjustable by 130°. Total length 168 cm.




Order number **4243 200 0019**

HL 94 C-E

24.1 cm³ • 0.9 kW / 1.2 hp • 6.2 kg[Ⓞ]

For professional work on tall hedges and use close to the ground. Reduced-weight transmission, with STIHL ECOSPEED for speed control when working for long periods in noise-sensitive areas, STIHL ErgoStart, cutter bar adjustable by 145°. Total length 242 cm.



Order number **4243 200 0024**

Additional versions: HL 94 KC-E (without loop handle) see table on page 134



APPROPRIATE FUELS AND LUBRICANTS

SEE FROM **PAGE 352**

C = Comfort version
E = STIHL ErgoStart
K = Short shaft

Ⓞ Weight excluding fuel, fully assembled



HLA 56

36 V • 3.8 kg^①



Lightweight cordless long-reach hedge trimmer for cutting taller hedges and shrubs in your home garden. Single-sided cutter blade in a droplet shape, variably adjusted blade angle from -45° to +90°, detachable shaft for easy transport. Carrying length 115 cm, total length 210 cm.



HLA 56 excluding battery and charger
Order number **HA01 011 2900**

HLA 56 set with AK 20 and AL 101
Order number **HA01 200 0011**

HLA 56 set with 2 × AK 20 and AL 101
Order number **HA01 200 0008**

HLA 86

36 V • 4.8 kg^①



Cordless long-reach hedge trimmer with significant range for professional use. Particularly well-suited for pruning tall hedges and shrubs as well as cutting back plants close to the ground. Ergonomic work due to a stable square-cut telescopic shaft. Both the shaft length and cutter bar can be adjusted tool-free. The cutter bar can be pivoted through 115° for head-height, side, and ground-level cutting. Double-sided cutting plate for a clean cutting pattern, infinitely variable speed control, and intuitive control handle. Transport length with cutter bar folded up 180 cm; total length 260 - 330 cm.



HLA 86 excluding battery and charger
Order number **4859 011 2930**



HLA 66

36 V · 3.8 kg^①



Lightweight cordless long-reach hedge trimmer for pruning hedges and shrubs as well as plants close to the ground. The cutter bar can be adjusted through 115° without the use of tools for head-height, side, and ground-level cutting. Double-sided cutting blade for a clean cutting pattern. Constant blade stroke and work progress under load. Loop handle, infinitely variable speed control, and intuitive control handle. Transport length with cutter bar folded up 125 cm; total length 205 cm.



ACCESSORIES:

PROTECTIVE FOOT



See page 135

HLA 66 excluding battery and charger
Order number **4859 011 2910**

HLA 135

36 V · 5.6 kg^①



The most powerful cordless long-reach hedge trimmer in the STIHL range, for professional use in noise-sensitive areas. For cutting shrubs and bushes as well as plants near the ground, and the whole spectrum from trimming to pruning. The cutter bar can be adjusted through 145° without the use of tools for head-height, side, and ground-level cutting. Double-sided cutting blade for a clean cutting pattern. Intuitive control handle with an LED display. Total length 249 cm.



ACCESSORIES:

PROTECTIVE FOOT



See page 135

HLA 135 excluding battery and charger
Order number **HA04 200 0001**

Additional versions: HLA 135 K (without loop handle) see table on page 134

HLE 71

230 V · 600 W · 5.9 kg^②

Perfect for trimming tall and wide hedges in noise-sensitive areas. 125° adjustable cutter bar, double-sided cutting blade, soft handle, carrying position, overload protection, cable strain relief, total length 254 cm.



Order number **4813 011 2909**

Additional versions: HLE 71 K see table on page 134



BRACKET FOR PROFESSIONAL TELESCOPIC SHAFT



For outstanding ergonomic design in combination with a shoulder strap or the RTS harness. The tool is easy to attach and quick to release. Suitable for HT 135, HTA 86, HLA 86 and HTA 135. For the HT 135 and HTA 135, already included in the scope of delivery.

Order number **0000 790 8600**

TIP PROTECTORS

Prevents the end of the cutter bar from getting damaged while working close to walls and the ground (not suitable for HLA).



Suitable for HLE 71

Order number **4230 007 1005**

Suitable for HL 91, HL 94

Order number **4237 792 9006**

CATCHER PLATE FOR CUTTING BLADES



For catching and removing cuttings. For a 50 cm cutting length, can be fitted tool-free on both sides. Fits HSA 56, HSA 66, HSA 86, all HSE models, HLA 56, HLA 66 and HLA 86.

Order number **4859 740 3300**

HLA SHAFT EXTENSION



Simple 50 cm shaft extension for the HLA 56 cordless long-reach hedge trimmer. Made of aluminium. Weight: 500 g.

Order number **HA01 820 5000**

Order number	Bar length (cm)	Displacement (cm ³)	Power output (kW/hp)	Rated voltage (V)	Power consumption (W)	Weight (kg)	Sound pressure level [ⓐ] (dB(A))	Sound power level [ⓑ] (dB(A))	Vibration level, left/right [Ⓒ] (m/s ²)	
PETROL LONG-REACH HEDGE TRIMMERS										
HL 91 KC-E (130°)	4243 200 0019	60	24.1	0.9 / 1.2	-	-	5.8 [ⓐ]	92	107	7.9 / 5.2
HL 94 KC-E (145°)	4243 200 0016	60	24.1	0.9 / 1.2	-	-	5.7 [ⓐ]	92	108	6.4 / 6.4
HL 94 C-E (145°)	4243 200 0024	60	24.1	0.9 / 1.2	-	-	6.2 [ⓐ]	91	107	6.5 / 5.4
CORDLESS LONG-REACH HEDGE TRIMMERS										
HLA 56 (135°)	HA01 011 2900	45	-	-	36	-	3.8 [ⓐ]	77	88	1.5 / 1.5
HLA 56 set (135°) with AK 20 + AL 101	HA01 200 0011	45	-	-	36	-	5.0 [ⓐ]	77	88	1.5 / 1.5
HLA 56 set (135°) with 2 × AK 20 + AL 101	HA01 200 0008	45	-	-	36	-	5.0 [ⓐ]	77	88	1.5 / 1.5
HLA 66 (115°)	4859 011 2910	50	-	-	36	-	3.8 [ⓐ]	80	91	2.3 / 1.8
HLA 86 (115°)	4859 011 2930	50	-	-	36	-	4.8 [ⓐ]	80	91	2.3 / 1.6
HLA 135 K (145°) [ⓓ]	HA04 200 0006	60	-	-	36	-	5.2 [ⓐ]	84	95	2.3 / 2.7
HLA 135 (145°) [ⓓ]	HA04 200 0001	60	-	-	36	-	5.6 [ⓐ]	85	96	2.5 / 3.3
ELECTRIC LONG-REACH HEDGE TRIMMERS										
HLE 71 K (125°)	4813 011 2908	50	-	-	230	600	5.6 [ⓐ]	85	96	6.9 / 4.3
HLE 71 (125°)	4813 011 2909	50	-	-	230	600	5.9 [ⓐ]	84	95	7.6 / 3.6

● Fitted as standard

C = Comfort version
E = STIHL ErgoStart
K = Short shaft

ⓐ K-factor according to Dir. 2006/42/EC = 2.0 dB(A)
ⓑ K-factor according to Dir. 2006/42/EC = 2 m/s²
ⓓ With blade cutting attachment
ⓔ Weight excluding fuel, fully assembled

ⓐ Weight excluding battery
ⓑ Weight including battery, excluding charger
ⓓ Weight excluding cable

PROTECTIVE FEET

For protecting the power tool and battery from direct contact with the ground. For HTA 66, HTA 86, HLA 66 and HLA 86.



Order number **4857 007 1001**

For protecting the power tool and battery from direct contact with the ground. For HLA 135, HTA 135 and KMA 135 R. For the HTA 135, already included in the scope of delivery.



Order number **LA01 007 1002**

NEW

For protecting the power tool and battery from direct contact with the ground. For HLA 56 and HTA 50.



Order number **HA01 007 1000**

RTS HARNESS

For prolonged use. Can be adjusted to the user's size, and enables effortless and ergonomic work. Suitable for pole pruners: HT 133, HT 135, HTA 66, HTA 86, HTA 135, HTE 60; Kombi-Engines with HT-KM or HL-KM145°: KM 56 RC-E, KM 94 RC-E, KM 111 R, KM 131 R, KMA 135 R; long-reach hedge trimmers: HL 94 C-E, HLA 66, HLA 86, HLA 135, HLE 71. Cannot be used with: KMA 130 R, HL 94 KC-E and HLE 71 K.



Order number **0000 790 4400**

CARRY BAG

Perfect for transporting and storing the tool together with the FS-KM or HL-KM KombiTools. Can be used for KMA 130 R, KMA 135 R, HSA 56, HSA 66, HSA 86, HLA 56, BGA 86, BGA 100 and all KombiEngines with a loop handle.



Order number **0000 881 0507**

STIHL engine (2-MIX / 4-MIX®) /
STIHL cordless power system

Total length[®] (cm)

Stroke rate (rpm)

Tooth spacing (mm)

STIHL ErgoStart

Loop handle

2-MIX

168

3,615

34

●

●

2-MIX

199

3,615

34

●

-

2-MIX

242

3,615

34

●

●

AK-System

210

2,800

30

-

●

AK-System

210

2,800

30

-

●

AK-System

210

2,800

30

-

●

AP-System

205

3,000

33

-

●

AP-System

260 - 330

3,000

33

-

-

AP-System

219

4,000

34

-

-

AP-System

249

4,000

34

-

●

-

211

4,000

35

-

●

-

254

4,000

35

-

●



MULTIPLE TOOLS POWERED BY A SINGLE MOTOR.

KombiEngines

139

MultiEngine

147

KombiTools, parts and accessories

142

MultiTools and accessories

148



KOMBIENGINES

- For maintenance around the home and garden as well as in larger areas
- Powerful KombiEngines
- Can be combined with a variety of KombiTools



KM 56 RC-E

27.2 cm³ • 0.8 kW / 1.1 hp • 4.3 kg[Ⓢ]

For use in the garden and outdoor domestic areas. STIHL ErgoStart, loop handle, harness, STIHL 2-MIX engine.

Order number **4144 200 0016**



KM 85 R

25.4 cm³ • 0.95 kW / 1.3 hp • 3.5 kg[Ⓢ]

High-performance KombiEngine with superior engine power. STIHL ElastoStart, loop handle.

Order number **4137 200 0010**



KM 91 R

28.4 cm³ • 0.95 kW / 1.3 hp • 4.4 kg[Ⓢ]

For professional applications. A simplified start-up sequence for convenient starting, a larger fuel tank to increase battery life, paper air filter, loop handle, STIHL 4-MIX[®] engine.

Order number **4180 011 5317**



KM 94 RC-E

24.1 cm³ • 0.9 kW / 1.2 hp • 4.0 kg[Ⓢ]

For professional applications. STIHL ErgoStart, STIHL ECOSPEED partial load function, loop handle, harness, STIHL 2-MIX engine, stop button.

Order number **4149 200 0089**



C = Comfort version
E = STIHL ErgoStart
R = Loop handle

Ⓢ Weight excluding fuel and without KombiTool



KM 111 R**31.4 cm³ · 1.05 kW / 1.4 hp · 4.4 kg[Ⓞ]**

For professional applications. A simplified start-up sequence for convenient starting, stop button, a larger fuel tank to increase battery life, paper air filter, loop handle, STIHL 4-MIX[®] engine.

Order number **4180 200 0562****KM 131 R****36.3 cm³ · 1.4 kW / 1.9 hp · 4.4 kg[Ⓞ]**

For professional applications requiring high performance. A simplified start-up sequence for convenient starting, stop button, a larger fuel tank to increase battery life, paper air filter, loop handle, STIHL 4-MIX[®] engine. The KM 131 R cannot be used with the FSB-KM brushcutter.

Order number **4180 200 0589****APPROPRIATE FUELS AND LUBRICANTS**SEE FROM **PAGE 352**

APIII
 SYSTEM
 AR 2000 L


KMA 130 R

 36 V • 3.2 kg^①


Powerful, lightweight cordless KombiEngine with high torque. Three power settings for energy-efficient and low-noise working, and suitable for a variety of uses thanks to the wide range of STIHL KombiTools and harnesses. Battery operation with the aid of the AP holster and connecting cable used with a carrying system and the support cushion set, or with an AR battery and the support cushion set (see page 53). The KMA 130 R cannot be used with the FSB-KM brushcutter.

KMA 130 R excluding battery and charger
 Order number **4867 011 6820**

ACCESSORIES:

PROTECTIVE FOOT



See page 52

APIII
 SYSTEM
 AP 300 S


KMA 135 R

 36 V • 3.4 kg^①


Robust and powerful cordless KombiEngine in a contemporary design with an AP battery slot in the power tool. For working in noise-sensitive environments. Versatile use due to wide range of STIHL KombiTools. Ergonomic control handle with three-level speed preselection and LED display as well as infinitely variable speed control, loop handle, and air filter for long service life. Mounting point for the STIHL Smart Connector 2 A on the power tool housing. The KMA 135 R cannot be used with the FSB-KM brushcutter.

KMA 135 R excluding battery and charger
 Order number **FA02 011 6800**



SUITABLE BATTERIES AND OTHER ACCESSORIES

 SEE FROM **PAGE 12**

- ① Weight excluding fuel and without KombiTool
- ② Weight excluding battery and KombiTool
- ③ Ear protection must be worn when using the BG-KM blower
- ④ Explanation of symbols on page 472



KOMBITOOLS, PARTS AND ACCESSORIES

- Practical KombiTools for different tasks
- Switch between tools in no time
- An extensive range of accessories



FS-KM BRUSHCUTTER^①

Ideal for clearing along walls or fences, under hedges or along paths. AutoCut C 26-2 mowing head, Weight: 1.2 kg^②.



Order number **4180 200 0687**

FS-KM BRUSHCUTTER^①

Ideal for lawn areas with tough grass. GrassCut 230-2 grass cutting blade, total length 94 cm^②. Weight: 1.2 kg^②.



Order number **4180 200 0475**

FSB-KM BRUSHCUTTER^①

Ideal for trimming in restricted spaces. AutoCut C 6-2 mowing head, curved shaft. Not suitable for KM 131 R, KMA 130 R and KMA 135 R KombiEngines, total length 77 cm^②. Weight: 0.7 kg^②.



Order number **4137 740 5008**

FCB-KM EDGE TRIMMER^①

For precise lawn edging along paths, driveways and flowerbeds. Adjustable work depth, total length 92 cm, Weight: 2.0 kg.



Order number **4180 740 5002**

ACCESSORIES: EDGE TRIMMER BLADE (REPLACEMENT BLADE) (NOT PICTURED)

Length **20 cm**
Order number **4133 713 4101**

BF-KM PICK TINE^①

For aerating and cultivating soil. Working width: 22 cm, including guard, total length: 100 cm. Weight: 4.1 kg.



Order number **4601 740 5000**

^① Suitable for all KombiEngines

^② Excluding cutting tool and guard

^③ Only suitable for KombiEngines with loop handle (R)



NEW HT-KM POLE PRUNER[Ⓢ]

Cuts high branches with precision. Compact design with an integrated bearing line, 1/4" PM3 saw chain. Bar length 30 cm[Ⓢ], total length 128 cm[Ⓢ]. Weight: 1.6 kg[Ⓢ].



Order number **4182 200 0212**

KW-KM POWER SWEEP[Ⓢ]

Ideal for sweeping footpaths and roads. Rubber paddles, working width 60 cm, includes guard, total length 125 cm. Weight: 7.4 kg[Ⓢ].



Order number **4601 740 4904**

BG-KM BLOWER[Ⓢ]

Clears paths and open spaces of leaves and grass cuttings. High blowing power, total length: 89 cm. Weight: 1.8 kg.



Order number **4606 740 5000**

ACCESSORIES: CURVED FLAT NOZZLE



Order number **4606 701 8301**

KB-KM BRISTLE BRUSH[Ⓢ]

Removes dirt from the deepest grooves and furrows. Stiff bristles, backward-rotating brush, working width 60 cm, includes guard, total length 125 cm. Weight: 6.4 kg[Ⓢ].



Order number **4601 740 4905**

Ⓢ The actual bar length is shorter than the stated bar length
 Ⓢ With guide bar and saw chain
 Ⓢ Without guide bar and saw chain
 Ⓢ Weight includes guard



FH-KM 145° SCRUB CUTTER^①

For cutting close to the ground and for low-spin mowing in very narrow spaces as well as in areas near traffic. Flexible adjustment mechanism, space-saving carrying position, bar length 25 cm, total length 126 cm. Weight: 2.2 kg.



Order number **4243 740 5006**

HL-KM 145° LONG-REACH HEDGE TRIMMER^②

For demanding work on tall hedges and use close to the ground. The adjustment mechanism can be adjusted in increments, space-saving carrying position, total length 148-158 cm. Weight: 2.4 kg.



Bar length **50 cm**
Order number **4243 740 5003**

Bar length **60 cm**
Order number **4243 740 5008**

HL-KM 0° LONG-REACH HEDGE TRIMMER^②

Ideal for shaping high and wide hedges. Bar length 50 cm, total length 107 cm. Weight: 1.7 kg.



Order number **4243 740 5000**

ANGLED GEARHEAD

For use with the HT-KM and HL-KM KombiTools (0° version).



Order number **4138 640 0201**

TIP PROTECTOR

Made of stainless steel. Protects the tips of the cutter from wear while working close to walls or the ground.



Order number **4237 792 9006**

RG-KM ROTARY CUTTING HEAD^②



For effective and low-spin removal of weeds and grass from a range of surfaces such as gravel, asphalt, and paved areas. Approved for KM 91 R, KM 94 R, KM 111 R, KM 131 R, KMA 130 R and KMA 135 R.



Order number **4180 740 5006**

ACCESSORIES: MAINTENANCE SET FOR RG-KM

Includes two replacement blades and one rider plate.



Order number **4180 007 4100**

RTS HARNESS



For prolonged use. Can be adjusted to the user's size, and enables effortless and ergonomic work. Suitable for pole pruners: HT 133, HT 135, HTA 66, HTA 86, HTA 135, HTE 60; KombiEngines with HT-KM or HL-KM 145°: KM 56 RC-E, KM 94 RC-E, KM 111 R, KM 131 R, KMA 135 R; long-reach hedge trimmers: HL 94 C-E, HLA 66, HLA 86, HLA 135, HLE 71. Cannot be used with: KMA 130 R, HL 94 KC-E and HLE 71 K.

Order number **0000 790 4400**

Order number
Displacement (cm³)

PETROL KOMBIENGINES

KM 56 RC-E	4144 200 0016	27.2
KM 85 R	4137 200 0010	25.4
KM 91 R	4180 011 5317	28.4
KM 94 RC-E	4149 200 0089	24.1
KM 111 R	4180 200 0562	31.4
KM 131 R	4180 200 0589	36.3

CORDLESS KOMBIENGINES

KMA 130 R	4867 011 6820	-
KMA 135 R	FA02 011 6800	-

① Suitable for all KombiEngines
② Only suitable for KombiEngines with loop handle (R)

● Fitted as standard
C = Comfort version
E = STIHL ErgoStart
R = Loop handle

SHAFT EXTENSIONS



Made of aluminium. For use with the HT-KM and HL-KM KombiTools. Extends range by 50 cm. Weight 0.6 kg.

Order number **0000 710 7100**



Made of steel. For use with the HT-KM KombiTool. Extends range by 1 m. Weight 1.4 kg.

Order number **4140 710 7131**



Made of carbon fibre. For use with the HT-KM and HL-KM KombiTools. Shaft extension 1 m, aluminium outer shaft, extra-light. Weight 0.9 kg.

Order number **0000 710 7102**

CARRY BAG



Perfect for transporting and storing the tool together with the FS-KM or HL-KM KombiTools. Suitable for KMA 130 R, KMA 135 R, HSA 56, HSA 66, HSA 86, HLA 56, BGA 86, BGA 100 and all KombiEngines with a loop handle.

Order number **0000 881 0507**

Power output (kW/hp)	Rated voltage (V)	Weight (kg)	Sound pressure level [Ⓞ] (dB(A))	Sound power level [Ⓞ] (dB(A))	Vibration level left/right [Ⓞ] (m/s ²)	STIHL engine (2-MIX / 4-MIX [®]) / STIHL cordless system	In combination with BG-KM: Blowing force (N)	In combination with BG-KM: max. air speed (m/s)	In combination with BG-KM: Air throughput (m ³ /h) with round nozzle [Ⓞ]	Length to coupling sleeve (cm)	STIHL ErgoStart	Automatic decompression	Loop handle	Harness
0.8 / 1.1	-	4.3 [Ⓞ]	96	109	8.5 / 8.2	2-MIX	16	71	845	84	●	-	●	●
0.95 / 1.3	-	4.0 [Ⓞ]	97	108	8.5 / 8.2	-	16	71	845	90	-	-	●	●
0.95 / 1.3	-	4.4 [Ⓞ]	99	110	6.3 / 5.4	4-MIX [®]	16	71	845	92	-	●	●	●
0.9 / 1.2	-	4.0 [Ⓞ]	95	110	8.2 / 7.9	2-MIX	16	71	845	90	●	-	●	●
1.05 / 1.4	-	4.4 [Ⓞ]	99	109	7.2 / 6.4	4-MIX [®]	18	74	885	92	-	●	●	●
1.4 / 1.9	-	4.4 [Ⓞ]	101	110	6.1 / 6.5	4-MIX [®]	21	81	965	92	-	●	●	●
-	36	3.2 [Ⓞ]	91	102	5.0 / 5.0	AP-System	15	67	815	92	-	-	●	●
-	36	3.4 [Ⓞ]	91	104	5.0 / 3.7	AP-System	15	68	812	96	-	-	●	●

Ⓞ K-factor according to Directive 2006/42/EC = 2.0 dB(A)
 Ⓞ Maximum values for KombiTools that can be used
 Ⓞ K-factor according to Directive 2006/42/EC = 2 m/s²

Ⓞ In blower mode
 Ⓞ Weight excluding fuel and without KombiTool
 Ⓞ Weight excluding battery and KombiTool

Ⓞ Explanation of quality marks on page 483

NEW SERVICE KITS



You can perform simple maintenance tasks on your STIHL petrol power tools with the help of our Service Kits. Each kit includes a spark plug, a fuel filter, and a paper or fleece air filter. With proactive, regular standard maintenance you can not only protect machine components and parts against dirt and damage, but also maximise the service life of your power tool. The only implement you need for maintenance is the combination socket tool supplied with your STIHL power tool.

Service Kit 24 for FC 55, FS 38, FS 45, FS 46, FS 55, HL 45, KM 55
 Order number **4140 007 4100**

Service Kit 26 for FS 40, FS 50, FS 56, FS 70, KM 56
 Order number **4144 007 4100**

Service Kit 28 for KM 94
 Order number **4149 007 4103**

Service Kit 30 for HT 103, FS 89, FS 91, FS 111, KM 111
 Order number **4180 007 4102**

Service Kit 31 for HT 133, BT 131, FR 131, FS 131, FS 311, KM 131
 Order number **4180 007 4103**



MULTISYSTEM IN DETAIL



COMBINE WITH ONE OF THE SEVEN MULTITOOLS AND YOU'RE READY TO GO.

TECHNOLOGY

- 01 ENGINE TECHNOLOGY WITH PAPER AIR FILTER**
The start-up sequence is made easier because the carburettor is equipped with a manual fuel pump. The accelerator pump ensures dynamic revving, while the paper filter reliably protects the engine against dust and dirt.
- 02 MULTI-FUNCTION HANDLE**
All the engine control functions are at your fingertips. This makes it easy and reliable to use.

COMFORT

- 03 TRANSPORT HANDLE**
Makes it easy to load the STIHL MultiSystem into and out of vehicles.
- 04 FOLDING FRAME**
Enables the STIHL MultiSystem to be quickly and easily folded up with a tool fitted, saving on space during transport and storage.

MULTIENGINE


- For a variety of tasks: for lawn care, soil cultivation and surface cleaning
- Powerful MultiEngine
- Can be combined with various MultiTools
- Folding frame for easy transportation



MM 56

27.2 cm³ • 0.85 kW / 1.2 hp • 8.3 kg[Ⓞ]

For a very wide range of tasks in lawn maintenance, soil cultivation and surface cleaning. A wide range of STIHL MultiTools, folding frame for easy transport, simplified start-up sequence for comfortable starting, stop button, and paper air filter.



Order number **4604 011 5401**

Order number

Displacement (cm³)

Power output (kW/hp)

Weight[Ⓞ] (kg)

Sound pressure level[Ⓢ] (dB(A))

Sound power level[Ⓢ] (dB(A))

Vibration level left/right[Ⓢ] (m/s²)

MULTIENGINE MM 56

4604 011 5401	27.2	0.85 / 1.2	8.3	94	102	4.1 / 5.1
---------------	------	------------	-----	----	-----	-----------



APPROPRIATE FUELS AND LUBRICANTS

SEE FROM **PAGE 352**

[Ⓞ] Weight excluding fuel and MultiTool

[Ⓢ] K-factor according to Directive 2006/42/EC = 2.0 dB(A)

[Ⓢ] K-factor according to Directive 2006/42/EC = 2 m/s²



MULTITOOLS AND ACCESSORIES

- Practical MultiTools for a huge range of tasks
- Switch between tools in no time



BF-MM PICK TINE

Breaks up heavy, loamy soil. Ideal for recultivating and loosening the soil, working width 22 cm. Weight: 2.0 kg.



Order number **4601 740 4605**

BK-MM BOLO TINE

Ideal for precision work. Spreads fine, sandy soil and crumbles large sods of earth, working width 22 cm. Weight: 2.0 kg.



Order number **4601 740 4606**

FC-MM LAWN EDGE TRIMMER[Ⓢ]

Cuts edges perfectly, penetrates deeply as far as the roots. Weight: 0.8 kg.



Order number **4601 740 4603**

RL-MM LAWN AERATOR[Ⓢ]

Improves root growth. Perforates the lawn surface to ensure optimal supply of nutrients and ventilation, working width 20 cm. Weight: 2.0 kg.



Order number **4601 740 4600**

[Ⓢ] Wheel kit recommended

[Ⓣ] Wheel kit required



MF-MM DETHATCHER[®]

Removes moss and thatch from the lawn surface, includes guard extension and apron, working width 50 cm. Weight: 8.3 kg.



Order number **4601 740 4601**

WHEEL KIT

For FC-MM[®], RL-MM[®], MF-MM[®], KW-MM[®] and KB-MM[®]. Allows the tool to be lifted slightly, thus reducing the resistance from friction when dethatching, brushing and sweeping. Better manoeuvrability.



Order number **4601 007 1008**

KW-MM POWER SWEEP[®]

Ideal for sweeping footpaths and roads. Removes dirt, sand, small stones and leaves. Excludes guard extension, working width 60 cm. Weight: 3.7 kg.



Order number **4601 740 4604**

WEIGHT KIT

For BF-MM and BK-MM. A useful tool for cultivating and crumbling tasks. Increases the pressure on the tool for improved deep penetration into the ground.



Order number **4601 730 4500**

KB-MM BRISTLE BRUSH[®]

Removes dirt from paved areas and uneven natural stone surfaces, includes guard extension, working width 60 cm. Weight: 4.2 kg.



Order number **4601 740 4602**

CULTIVATOR BLADE

Varies the working depth and speed when cultivating soil by slightly lifting and lowering the tool into and out of the soil.



Order number **4601 740 4800**





CONSTRUCTION TOOLS FOR THE TOUGHEST JOBS.

Concrete cutters and accessories

154

Cut-off machines

157

Parts and accessories for cut-off machines

160



CONCRETE CUTTERS IN DETAIL



TECHNOLOGY

01 LONG-LIFE AIR FILTER SYSTEM

The air filter system keeps even the finest dust away from the engine which means a longer service life. Thanks to special materials, the filter can be washed with STIHL Varioclean and warm water.

02 STIHL 2-MIX ENGINE

The STIHL 2-MIX engine is both powerful and economical. Separating the exhaust emissions from the unburnt gas minimises scavenging losses, and therefore increases the power output while reducing consumption. See www.stihl.co.za for more information on 2-MIX technology.

03 DIAMOND CONCRETE CUTTER CHAINS

We offer the right diamond cutter chain for every use, ensuring quiet, low-vibration work. The 36 GBE and 36 GBM chains have pre-sharpened diamond segments and LowStretch technology for wet cutting of stone and concrete. The 36 GGM has diamond-coated steel segments for the wet cutting of ductile cast iron pipes.

04 GUIDE BARS WITH WATER SUPPLY

The guide bars are fitted with water channels that wash and cool the chain, the groove in the guide bar and the sprocket nose. This ensures the long service life of the bar and chain, while also minimising the production of dust.

CONVENIENCE

05 SIDE-MOUNTED CHAIN TENSIONING

The side-mounted chain tensioning makes it easy to safely tension the chain.

06 WATER CONNECTION WITH DOSING TAP

The quick-release coupling enables easy connection to a water supply. Using the dosing tap, it is easy to set the water quantity for suppressing dust as well as for cooling and cleaning the chain.



WET CUTTING

This symbol stands for wet cutting and indicates the use of water while cutting. The water suppresses the creation of dust and helps to cool and lubricate the tool.



LOWSTRETCH TECHNOLOGY

This symbol stands for LowStretch technology. A special hard coating protects the rivets and drive links from wear. This reduces chain elongation.



PROFESSIONAL TIP

The GS 461 concrete cutter perfectly complements the classic cut-off machine – for example it's ideal for precisely making corner cuts. First, the corners are pre-cut (pierced) using the concrete cutter and then the long, straight cuts are carried out using the cut-off machine. When using both tools, even larger openings can be cut efficiently and precisely. Depending on the cutting attachment selected, the GS 461 is suitable for a range of applications and materials. The 36 GGM diamond cutter chain for example, consists of diamond-coated steel segments and is ideal for wet cutting of ductile cast iron pipes in channel and pipeline engineering. The 36 GGM diamond cutter chain offers excellent cutting performance for plunge cuts and cross cuts, and enables the use of the concrete cutter even in hard-to-access and restricted spaces.

Note: The materials excavated when working with concrete cutters and cut-off machines can be heavy. It is advisable to determine this first and, if required, divide the material to be removed into several pieces.

CONCRETE CUTTERS AND ACCESSORIES

- For professional construction workers
- For wet cutting of concrete, stone and masonry
- For wet cutting of ductile cast iron pipe
- Ideal for cutting out corners and wall openings
- Perfectly complements the cut-off machine



GS 461

76.5 cm³ • 4.3 kW / 5.8 hp • 7.6 kg[Ⓞ]



Handles like a chainsaw, with the power of a cut-off machine. Side-mounted chain tensioning, STIHL anti-vibration system, water connection, decompression valve, STIHL ElastoStart, wear-resistant starter cord, HD2 filter, fuel tank, which can be filled when upright, with tool-free fuel cap.

For wet cutting of concrete and hard stone

Bar length **40 cm[Ⓢ]**

Order number **4252 200 0048**

For wet cutting of ductile cast iron pipe

Bar length **45 cm[Ⓢ]**

Order number **4252 200 0034**

GUIDE CLAW

Guide and support when cutting through concrete and brickwork. Made of hardened, galvanized steel, for GS 461.



Order number **4252 660 0900**



APPROPRIATE FUELS AND LUBRICANTS

SEE FROM **PAGE 352**

[Ⓞ] Weight excluding fuel, guide bar and diamond cutter chain

[Ⓢ] The actual bar length is shorter than the stated bar length

[Ⓣ] Diamond cutter chains include a rim sprocket



36 GBE DIAMOND CUTTER CHAIN^②



Entry-level chain for quick, steady and low-vibration wet cutting. Especially suitable for abrasive building material such as brick and lime sand brick, pre-sharpened diamond segments, with LowStretch technology.

Bar length **40 cm^②**
Order number **3211 050 0064**



36 GGM DIAMOND CUTTER CHAIN^③



Ideal for quiet, precise and minimum-vibration wet cutting of ductile cast iron pipes in channel and pipeline engineering. Enables cuts to be made in difficult cutting positions as well as difficult-to-access locations. Steel segments coated with diamonds ensure excellent cutting performance during plunge cuts and cross cuts.

Bar length **45 cm^②**
Order number **3212 000 0070**



36 GBM DIAMOND CUTTER CHAIN^②



For quick, smooth and low-vibration wet cutting through concrete and hard stone. Limited suitability for cutting brick. Pre-sharpened diamond segments, with LowStretch technology.

Bar length **40 cm^②**
Order number **3213 050 0064**



ROLLOMATIC G GUIDE BAR



With water channels in guide bar and sprocket nose. Specially developed for the GS 461, the bar has two holes for extending the tensioning range, hardened chain track.

For 36 GBE and 36 GBM

Bar length **40 cm^②**
Order number **3006 000 1513**

For 36 GGM

Bar length **45 cm^②**
Order number **3006 000 1417**

Order number

Bar length^② (cm)

Displacement (cm³)

Power output (kW / hp)

Weight^① (kg)

Sound pressure level^① (dB(A))

Sound power level^① (dB(A))

Vibration level, left/right^① (m/s²)

STIHL engine (2-MIX / 4-MIX[®])

Saw chain pitch

STIHL diamond cutter chain

Side-mounted chain tensioning

Decompression valve

STIHL anti-vibration system

STIHL ElastoStart

HD2 filter

Tool-free fuel cap

Water connection

Wear-resistant starter cord

CONCRETE CUTTERS

Model	Order number	Bar length (cm)	Displacement (cm ³)	Power output (kW / hp)	Weight (kg)	Sound pressure level (dB(A))	Sound power level (dB(A))	Vibration level (m/s ²)	Engine	Pitch	Chain	Side-mounted chain tensioning	Decompression valve	Anti-vibration system	ElastoStart	HD2 filter	Tool-free fuel cap	Water connection	Wear-resistant starter cord
GS 461	4252 200 0048	40	76.5	4.3/5.8	7.6	105	115	4.5/4.0	2-MIX	3/8"	GBM	•	•	•	•	•	•	•	•
GS 461	4252 200 0034	45	76.5	4.3/5.8	7.6	105	115	4.5/4.0	2-MIX	3/8"	GGM	•	•	•	•	•	•	•	•

• Fitted as standard

① K-factor according to Directive 2006/42/EC = 2.0 dB(A)

② K-factor according to Directive 2006/42/EC = 2 m/s²



CUT-OFF MACHINES IN DETAIL



TECHNOLOGY

01 STIHL INJECTION

The electronically controlled fuel injection ensures flawless running characteristics and engine power compared with power tools that do not feature injection technology.

02 ELECTRONIC WATER CONTROL

The water supply switches on and off automatically. Easy use of water supply metering via simple buttons.

03 LONG-LIFE AIR FILTER SYSTEM WITH CYCLONE ROUTING

The filter has a service life of up to one year (depending on the operating conditions) and requires no regular cleaning.



COMFORT

04 STIHL ANTI-VIBRATION SYSTEM

Buffer and spring elements reduce the transmission of engine vibrations to the operator's arms and hands, making the tool comfortable to use.

05 WATER CONNECTION

The quick-release coupling is easy to attach. The water is routed to the cutting wheel for cleaning and dust suppression during wet cutting.

06 TOOL-FREE FUEL CAP

Special caps allow you to open and close the tank cap quickly, easily and without tools.

07 MAGNESIUM GUARD

The cast magnesium cutting wheel guard is particularly light. The guard and water supply are ergonomically designed.

CUT-OFF MACHINES

- Hand-held tools
- For building, civil engineering and road construction, equipment rental companies, and professionals in horticulture and landscaping
- Petrol-driven tools for cutting concrete, stone, asphalt, structural steel and pipes
- Cordless power tools for cutting flooring panels, tiles, bricks and reinforcement mats



TS 410^①

66.7 cm³ • 3.2 kW / 4.4 hp • 9.5 kg^②

Light and easy-to-handle cut-off machine. With 300 mm cutting wheel for cutting to a depth of up to 100 mm. The STIHL anti-vibration system guarantees the cut-off machine cuts well. Long-life air filter system, low-fatigue start-up process thanks to the decompression valve.

Order number **4238 011 2800**



TS 420^①

66.7 cm³ • 3.2 kW / 4.4 hp • 9.7 kg^②

An all-purpose cut-off machine for construction and below-ground works. With 350 mm cutting wheel for cutting to a depth of up to 125 mm. The STIHL anti-vibration system guarantees the cut-off machine cuts well. Long-life air filter system, low-fatigue start-up process thanks to the decompression valve.

Order number **4238 011 2810**



APPROPRIATE FUELS AND LUBRICANTS

SEE FROM **PAGE 352**

^① Delivery includes composite resin cutting wheel for structural and stainless steel
^② Weight excluding fuel and cutting wheel



**TS 440** ^①66.7 cm³ • 3.2 kW / 4.4 hp • 11.1 kg ^②

Cut-off machine with extended guard protection and innovative STIHL QuickStop cutting wheel brake. For 350 mm cutting wheels. This guard can be adjusted toward the rear for efficient operation when cutting pipes, and for use in areas that are difficult to access. Equipped with electronic water control, long-life air filter system.

Order number **4238 011 2820****TS 480i** ^①72.2 cm³ • 3.9 kW / 5.3 hp • 10.0 kg ^②

For 300 mm cutting wheels. The electronically controlled fuel injection guarantees outstanding running characteristics and high torque. With just one start position, the device is particularly easy to start. Together with the STIHL anti-vibration system, which ensures especially low vibration levels, the tool helps you to achieve a very precise cut. Electronic water control for easy water supply metering. STIHL ElastoStart and the decompression valve make starting the machine notably easier.

Order number **4250 011 2804****PROFESSIONAL TIP**

The guard in the TS 440 can be adjusted in such a way that the cutting wheel is accessible from the top. This makes cut guidance significantly easier when cutting through pipes, particularly in the lower sections and in corners, as well as cutting into walls. The STIHL QuickStop cutting wheel brake supports you in the process. When the wheel guard is open and if there is sufficient resistance, the cutting wheel is stopped in a fraction of a second, triggered by a sensor.

**APPROPRIATE CUTTING WHEELS**SEE FROM **PAGE 162****TS 500i** ^①72.2 cm³ • 3.9 kW / 5.3 hp • 10.2 kg ^②

An all-purpose cut-off machine with STIHL Injection. For 350 mm cutting wheels. The electronically controlled fuel injection guarantees perfect running performance and high torque. With just one start position, the device is particularly easy to start. Electronic water control for easy water supply metering. Together with the STIHL anti-vibration system, which ensures especially low vibration levels, the tool helps you to achieve a very precise cut. STIHL ElastoStart and the decompression valve make starting the machine notably easier.

Order number **4250 011 2810**

i = STIHL Injection

① Delivery includes composite resin cutting wheel for structural and stainless steel

② Weight excluding fuel and cutting wheel

③ Weight excluding battery and cutting wheel

④ Explanation of symbols on page 472



TS 700 ①

98.5 cm³ • 5.0 kW / 6.8 hp • 11.7 kg ②

The most powerful STIHL cut-off machine for 350 mm cutting wheels. The cut-off machine is perfectly suited to use at full cutting depth and also on the FW 20 cart. Equipped with decompression valve and STIHL ElastoStart for effortless starting and the long-life air filter system.

Order number **4224 011 2800**



TSA 230 ①

36 V • 3.9 kg ③



Manoeuvrable cordless cut-off machine for 230 mm cutting wheels. Suitable for indoor and outdoor use, up to 70 mm cutting depth, water connection with ball valve and hose coupling for wet cutting, spindle lock, maintenance-free belt drive.

TSA 230 excluding battery and charger

Order number **4864 011 6600**



TS 800 ①

98.5 cm³ • 5.0 kW / 6.8 hp • 12.7 kg ②

STIHL cut-off machine for 400 mm cutting wheels. Attains the maximum cutting depth of 145 mm, reduced weight due to magnesium guard. Also perfectly suited for carrying out separating cuts on the FW 20 cart. Equipped with decompression valve and STIHL ElastoStart for effortless starting and the long-life air filter system.

Order number **4224 011 2820**



SUITABLE BATTERIES AND OTHER ACCESSORIES

SEE FROM **PAGE 12**



PAGE **333**

TSA 230 WITH SE 133 ME FOR LOW-DUST WORK

An indispensable addition for dust-heavy use in indoor areas.



PARTS AND ACCESSORIES FOR CUT-OFF MACHINES

- For carrying out a broad range of tasks and making the cut-off machine even easier to use
- Cart for precise cutting and longer cut lengths
- Simple, tool-free assembly and disassembly of the cut-off machine on the cart



NEW SERVICE KITS

You can perform simple maintenance tasks on your STIHL petrol power tools with the help of our Service Kits. Each kit includes a spark plug, a fuel filter, paper air filter, and pre-filter. With proactive, regular standard maintenance you can not only protect machine components and parts against dirt and damage, but also maximise the service life of your cut-off machine. The only implement you need for this maintenance is the combination socket tool supplied with your STIHL cut-off machine.

Service Kit 32 for TS 700, TS 800
Order number **4224 007 4100**

Service Kit 35 for TS 410, TS 420, TS 440
Order number **4238 007 4102**

QUICK-MOUNTING SYSTEM CONVERSION KIT

For the FW 20 cart.

For TS 400
Order number **4223 790 0702**

For TS 410, TS 420, TS 480i, TS 500i
Order number **4250 790 0702**

For TS 700, TS 800
Order number **4224 790 0705**



Order number

Displacement (cm³)

Power output (kW / hp)

PETROL CUT-OFF MACHINES [®]			
TS 410	4238 011 2800	66.7	3.2 / 4.4
TS 420	4238 011 2810	66.7	3.2 / 4.4
TS 440	4238 011 2820	66.7	3.2 / 4.4
TS 480i	4250 011 2804	72.2	3.9 / 5.3
TS 500i	4250 011 2810	72.2	3.9 / 5.3
TS 700	4224 011 2800	98.5	5.0 / 6.8
TS 800	4224 011 2820	98.5	5.0 / 6.8
CORDLESS CUT-OFF MACHINES [®]			
TSA 230	4864 011 6600	-	-

- Fitted as standard
- Retrofittable (accessory)

i = STIHL Injection

FW 20 CART WITH ATTACHMENT KIT

For exact edges over long cuts, with depths accurate to the millimetre. Suitable for all hand-held STIHL cut-off machines, an attachment kit with a quick-mounting system is included.



For TS 400

Order number **4224 200 0044**

For TS 410, TS 420, TS 480i, TS 500i

Order number **4224 200 0043**

For TS 700, TS 800

Order number **4224 200 0033**



ATTACHMENT SET FOR WATER TANK

13.0 l. For the FW 20 cart. With coupling sleeve.

Order number **4224 007 1018**



CUTTING DIRECTION INDICATOR

For the FW 20 cart.

Order number **4205 007 1009**



PROFESSIONAL TIP

The FW 20 cart can be folded up for easy storage. One person can transport it effortlessly. Even the quick-release device boasts many advantages making the cut-off machine multi-talented. So you can benefit from having two tools in one – a cut-off machine and a compact cart-mounted cut-off machine.



Rated voltage (V)	Weight (kg)	Sound pressure level ^① (dB(A))	Sound power level ^② (dB(A))	Vibration level, left/right ^③ (m/s ²)	STIHL engine (2-MIX / 4-MIX [®]) / STIHL cordless system	Total length (cm)	Cutting wheel (mm)	Max. cutting depth (mm)	Decompression valve	STIHL anti-vibration system	STIHL ElastoStart	Water connection	Wear-resistant starter cord	Magnesium guard	Electronic water control	STIHL QuickStop cutting wheel brake	Cyclone routing	STIHL Injection
-	9.5 ^④	98 ^⑤	109 ^⑥	3.9 / 3.9	2-MIX	67.5	300	100	●	●	○	●	●	●	-	-	●	-
-	9.7 ^④	98 ^⑤	109 ^⑥	3.9 / 3.9	2-MIX	72.0	350	125	●	●	○	●	●	●	-	-	●	-
-	11.1 ^④	98 ^⑤	109 ^⑥	3.6 / 3.9	2-MIX	72.7	350	125	●	●	○	●	●	●	●	●	●	-
-	10.0 ^④	98 ^⑤	112 ^⑥	2.2 / 2.2	2-MIX	68.2	300	100	●	●	●	●	●	●	●	-	●	●
-	10.2 ^④	98 ^⑤	112 ^⑥	2.4 / 2.0	2-MIX	73.0	350	125	●	●	●	●	●	●	●	-	●	●
-	11.7 ^④	101 ^⑤	113 ^⑥	6.6 / 4.5	2-MIX	84.0	350	125	●	●	●	●	○	●	-	-	●	-
-	12.7 ^④	101 ^⑤	114 ^⑥	6.5 / 3.9	2-MIX	89.0	400	145	●	●	●	●	○	●	-	-	●	-
36	3.9 ^④	103 ^⑤	114 ^⑥	3.5 / 3.5	AP-System	55.0	230	70	-	-	-	●	-	●	-	-	-	-

① K-factor according to Directive 2006/42/EC = 2.0 dB(A)
 ② K-factor according to Directive 2006/42/EC = 2 m/s²
 ③ Delivery includes composite resin cutting wheel for structural and stainless steel

④ Weight excluding fuel and cutting wheel
 ⑤ Weight excluding battery and cutting wheel
 ⑥ Measurement according to ISO 19432
 ⑦ Measurement with cutting wheels according to EN 60745-2:22



PRESSURISED WATER CONTAINER

10 l. For mobile water supply to cut-off machines on construction sites with no water connections. Not recommended for the GS 461.



Order number **0000 670 6000**

WHEEL SET

Attachment kit for the front foot. The cut-off machine is supported on flat surfaces, and its smooth-running wheels make it easy to move the tool, for TS 410, TS 420, TS 480i, TS 500i, TS 700 and TS 800.



Order number **4224 007 1014**

DEPTH STOP

The depth stop with vacuum support enables dust-free cutting of mineral construction materials on flat surfaces. Exact and continuously adjustable cutting depth possible for TSA 230.



Order number **4864 690 0801**

SHAFT SLEEVE (NOT PICTURED)

Adapter for diamond cutting wheels. 1" bore made of brass, for all cut-off machines with 20 mm shaft.

Order number **0000 708 4200**

CUTTING WHEELS

- Composite resin and diamond cutting wheels for cutting natural stone, asphalt, steel and concrete
- Designed to perfectly fit STIHL cut-off machines
- Long service life and high cutting performance



COMPOSITE RESIN CUTTING WHEELS

STRUCTURAL STEEL

For cutting structural steel and metal profiles in construction as well as in metal processing operations.

K-ME



ASPHALT / DUCTILE CAST IRON

Cutting wheel for road construction and pipeline engineering, specially for cutting ductile cast iron pipes.

K-DG



STONE

Cutting wheel for bricks and for general construction use.

K-BA



Order number	Diameter (mm)	RECOMMENDED USE [Ⓞ]					
		Asphalt	Granite, hard natural stone	Ductile cast iron	Structural steel	Stainless steel	
K-ME	0835 012 7000	230	-	-	-	•	•
	0835 010 7000	300	-	-	-	•	•
	0835 010 7001	350	-	-	-	•	-
	0835 012 7001 [Ⓜ]	350	-	-	-	•	-
	0835 010 7002	400	-	-	-	•	-
K-DG	0835 030 7000	300	-	-	-	-	-
	0835 030 7001	350	•	-	•	-	-
	0835 030 7002	400	•	-	•	-	-
K-BA	0835 020 7000	300	-	•	-	-	-
	0835 020 7001	350	-	•	-	-	-
	0835 020 7002	400	-	•	-	-	-



• Suitable
- Not recommended

Ⓞ When selecting cutting wheels, you need to consider the intended application as well as the cut-off machine at hand.
Ⓜ Suitable for TS 440



DIAMOND CUTTING WHEELS

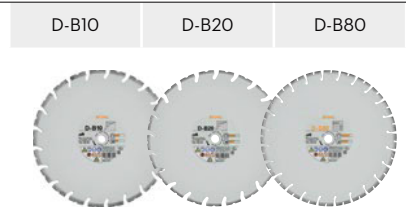
STIHL diamond cutting wheels meet the highest quality standards, and are versatile enough to handle a vast range of materials. When used with a hand-held cut-off machine on natural stone, concrete and asphalt in particular, they really shine in comparison to other cutting wheels. You'll always find the right cutting wheel for your specific application and conditions among our wide range of products. Cutting wheels are optimally coordinated to our cut-off machines, to ensure maximum performance.



- STURDY AND DURABLE
- QUICK AND PRECISE
- VERSATILE AND RELIABLE

FOR GENERAL CONSTRUCTION USE

Our B-type diamond cutting wheels are a robust, classic choice for cutting bricks and concrete on construction sites. Reliability and durability assured – from the entry-level D-B10 to the D-B80 professional cutting wheel.



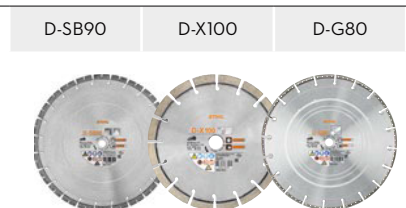
FOR ALL-PURPOSE USE

Our BA-type diamond cutting wheels are real all-rounders, as they are ideal for working a huge range of materials including asphalt, brick, clinker, concrete, and reinforced hard concrete. These cutting wheels are available in three performance classes, from entry-level to professional.



FOR HEAVY-DUTY AND SPECIAL USES

Premium D-SB90 and D-X100 diamond cutting wheels offer the ultimate in cutting performance, particularly when it comes to building materials such as granite and reinforced concrete. The special D-G80 diamond cutting wheel provides impressively long service life, as well as excellent cutting performance on ductile cast iron pipes in pipeline construction.



Order number	Diameter (mm)	RECOMMENDED USE [Ⓞ]								
		Asphalt	Fresh concrete	Sandstone	Brick	Concrete	Reinforced concrete	Strongly reinforced concrete, old concrete	Granite, hard natural stone	Ductile cast iron
DIAMOND CUTTING WHEELS										
FOR GENERAL CONSTRUCTION USE										
NEW D-B10	0835 090 7050	230								
Service life	0835 090 7051	300	-	-	-	•	•	•	-	-
Cutting performance	0835 090 7052	350								
	0835 090 7053	400								
NEW D-B20	0835 090 7054	350	-	-	-	•	•	•	-	-
Service life	0835 090 7055	400								
Cutting performance										
NEW D-B80	0835 090 7056	350	-	-	-	•	•	•	•	-
Service life	0835 090 7057	400								
Cutting performance										
FOR ALL-PURPOSE USE										
NEW D-BA10	0835 094 7006	300	•	•	•	•	•	•	-	-
Service life	0835 094 7007	350								
Cutting performance	0835 094 7008	400								
NEW D-BA60	0835 094 7009	300	•	•	•	•	•	•	-	-
Service life	0835 094 7010	350								
Cutting performance	0835 094 7011	400								
NEW D-BA90	0835 094 7012	300	•	•	•	•	•	•	-	-
Service life	0835 094 7013	350								
Cutting performance	0835 094 7014	400								
FOR HEAVY-DUTY AND SPECIAL USES										
NEW D-SB90	0835 096 7004	300	-	-	-	•	•	•	•	-
Service life	0835 096 7005	350								
Cutting performance	0835 096 7006	400								
D-X100	0835 092 7000	230	-	-	-	•	•	•	•	-
Service life										
Cutting performance										
D-G80	0835 070 7000	350	-	-	-	-	-	-	-	•
Service life										
Cutting performance										

• Suitable Ⓞ When selecting cutting wheels, you need to consider the intended application as well as the cut-off machine at hand.
 - Not recommended

Note: All STIHL cut-off machines are delivered with a composite resin cutting wheel for structural and stainless steel





MOWING, PLANTING, FARMING AND HARVEST



ROBOTIC MOWERS



LAWN MOWERS



SCARIFIER



BRUSHCUTTERS
AND CLEARING SAWS



HARVESTERS



FARMING TOOLS



WATER PUMPS



TILLERS



MISTBLOWERS



SPRAYERS



EARTH AUGERS

WE HAVE THE RIGHT POWER TOOL. IT'S FOR YOU TO CHOOSE.

[Find the perfect lawn mower for you](#) **170**

[Robotic mowers](#) **174**

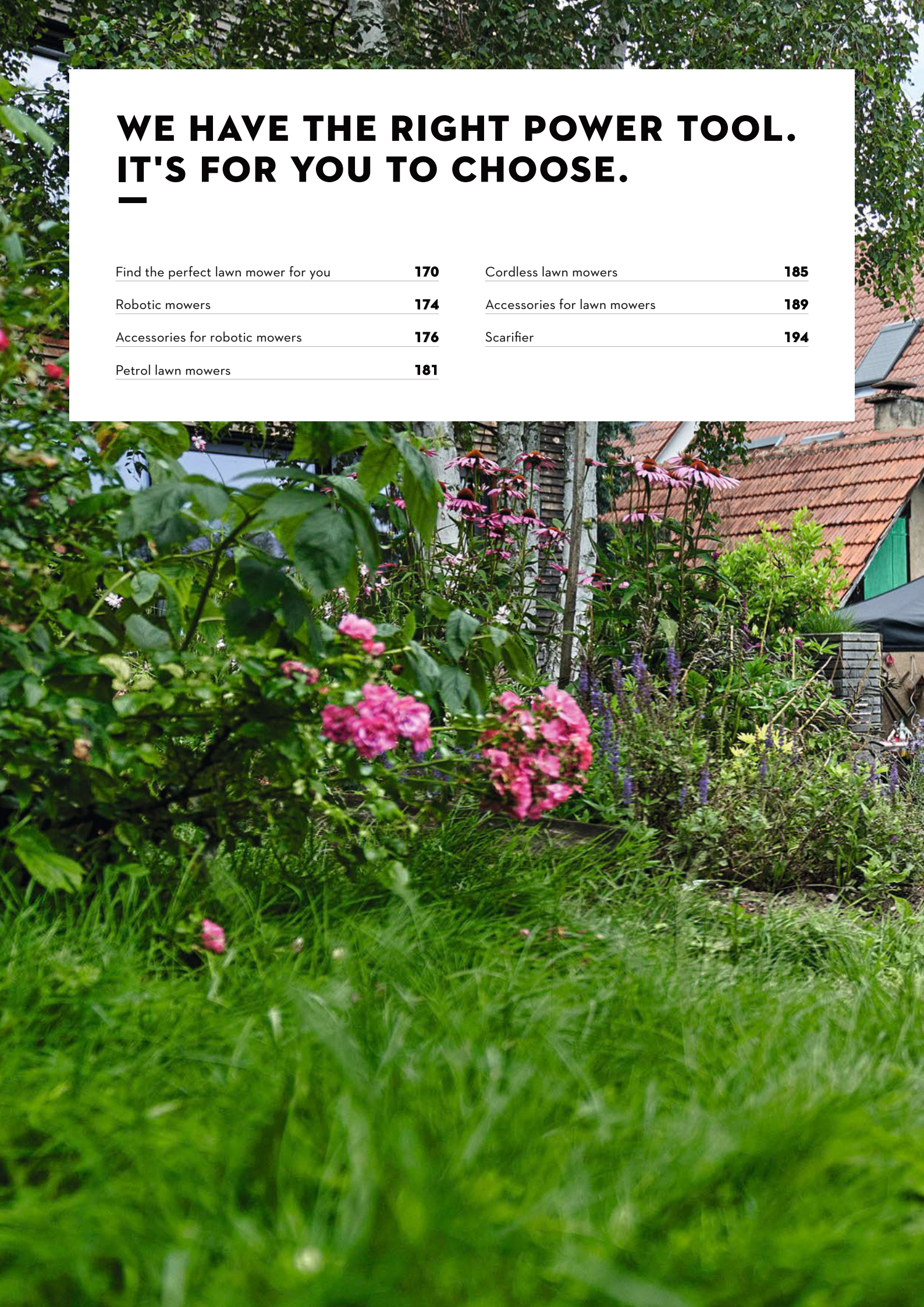
[Accessories for robotic mowers](#) **176**

[Petrol lawn mowers](#) **181**

[Cordless lawn mowers](#) **185**

[Accessories for lawn mowers](#) **189**

[Scarifier](#) **194**





FIND THE PERFECT LAWN MOWER FOR YOU

Choosing the right lawn mower is the first step to achieving a well-maintained lawn. High-quality, sophisticated equipment and attractive design are brought together in all of our models. In fact, there's only one real question to consider: what's your favoured approach to mowing the lawn – automatic, dynamic, or convenient? Do you value comfort, ease of movement, high power, or a low noise level? Each lawn mower model has its own particular features. This decision-making tool will support you in finding the right lawn mower that meets your personal requirements in the best possible way.





ROBOTIC MOWERS

The iMOW® robotic mower is the effort-free route to a perfect lawn. Whether in a small, mid-sized or larger area of lawn, the iMOW® robotic mower provides rapid, quiet and consistent mowing and care.

- Fully automatic lawn care
- Easy and intuitive operation of the iMOW® - C and PC models can even be controlled via the iMOW® app
- Practical Smart Home connection - all iMOW® C and PC models can be conveniently managed via Amazon Alexa voice control for example, or connected with Smart Home technology via Smart Home systems.



LAWN MOWERS

Manually operated lawn mowers are designed for actively mowing small, medium-sized and large gardens.

Petrol lawn mowers

The benefits of petrol lawn mowers become apparent when it comes to power and coverage.


- Powerful petrol engines for extensive mowing jobs - especially in larger areas
- Independent from the power supply

Cordless lawn mowers

For anyone who like their mowing to be cable-free, environmentally friendly, and flexible, and who wants to protect their ears while doing so.

- Cable-free, flexible lawn mowing
- Low noise and high power, thanks to STIHL lithium-ion batteries
- Easy to manoeuvre and steer

ROBOTIC MOWERS IN DETAIL



TECHNOLOGY

01 MOVING HOOD WITH SENSORS

The robust hood protects your iMOW® against the weather. In addition, sensors integrated into the hood can detect contact with an object on the lawn area and immediately initiate a change of direction.

02 MULCH MOWER UNIT

The sturdy mulching blade in iMOW® robotic mowers ensures a consistently precise cutting pattern even in taller grass growth. The rotation direction of the mulching blade is automatically changed each time the blade stops, ensuring even wear to the blades of the robotic mower. The blades can be changed with no need for tools.

03 MAXIMUM GRADIENT CAPABILITY

The models in the RMI 6 series can handle inclines up to 45%.

04 ADAPTIVE SLOPE SPEED

During mowing, Adaptive Slope Speed technology optimally adjusts the mower speed according to the slope of the mowing area.

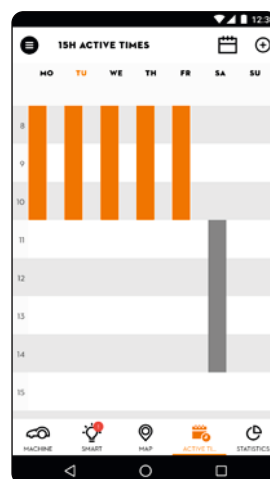

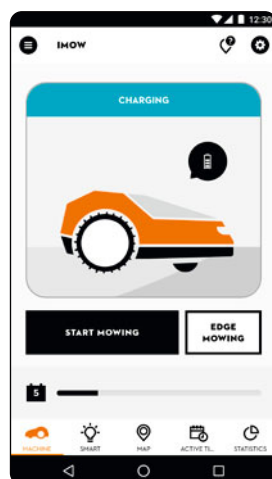
05 SELF-DOCKING FUNCTION

Based on an internally created virtual map of the mowing area as well as its current position during the mowing process, the iMOW® calculates the most efficient and fastest route back to the docking station in all kinds of gardens. Both the virtual map and the direct route to the docking station are constantly adjusted to changing conditions e.g. obstacles.



THE iMOW® APP MAKES LAWN MOWING SOMETHING YOU TAKE CARE OF WITH A FINGER TAP!

It turns the iMOW® robotic mower into an independent Smart Home system. Wherever you are, the app means you can use your tablet or smartphone to access your iMOW® C model. It features an intuitively designed interface via which you can view all the important functions and performance data for the robotic mower and make individual adjustments - all in real time.



COMFORT

06 MOBILE ACCESS VIA APP

Possible with all iMOW® C and PC models. You can use the iMOW® app on your smartphone or tablet to access your iMOW® robotic mower, set mowing times, request device data, or create mowing plans based on the weather report - wherever you are.

SMART HOME CONNECTION

All iMOW® C and PC models can be controlled using Amazon Alexa, Livisi SmartHome, Google Home, and iOS Home, and can also be connected with intelligent home technology.

07 CONTROL CONSOLE

The control console is integrated into the housing of the iMOW® and has a bright LCD display. In models in the RMI 6 series, the control console is also detachable, for even more ease of operation.

08 INTEGRATED RAIN SENSOR

The integrated sensor detects rain and interrupts automatic mowing to protect the lawn. The mowing process is continued at a later point in time. If you would like your iMOW® robotic mower to mow the lawn even when it is raining, the sensitivity of the rain sensor can be adjusted or switched off entirely. In addition to the rain sensor, all iMOW® C and PC models receive online weather forecasts¹⁾ and can adjust the mowing plan in response.

09 DYNAMIC MOWING PLAN

Within the specified time window and based on the size of the mowing area, the iMOW® robotic mower independently determines mowing times to achieve an optimum mowing result. The dynamic mowing plan function is optional and can be activated as required.

ROBOTIC MOWERS

- Fully automatic lawn mowing
- Intuitive operation
- Access via the iMOW® app is possible in all C and PC models
- Schedule work flexibly, whatever the weather



RMI 422

up to 800 m²



Fully automatic robotic mower for lawn areas of up to 800 m². Cuts, shreds the cuttings, and fertilises as a mulch mower in one work process. Cutting width 20 cm. Weight: 9.0 kg^⓪. Delivery includes: Docking station, AKM 100 small-area module, 4 pegs, iMOW® ruler.

Order number **6301 012 1400**



RMI 422 P

up to 1,500 m²



Fully automatic robotic mower for lawn areas of up to 1,500 m². Cuts, shreds the cuttings, and fertilises as a mulch mower in one work process. Cutting width 20 cm. Weight: 10.0 kg^⓪. Delivery includes: Docking station, AKM 100 small-area module, 4 pegs, iMOW® ruler.

Order number **6301 012 1404**



RMI 422 PC

up to 1,700 m² • Access via iMOW® app



Fully automatic robotic mower for lawn areas of up to 1,700 m². Cuts, shreds the cuttings, and fertilises as a mulch mower in one work process. Optionally activated direct drive home function. Straightforward and convenient access via the iMOW® app. Cutting width 20 cm. Weight: 10.0 kg^⓪. Delivery includes: Docking station, AKM 100 small-area module, 4 pegs, iMOW® ruler.

Order number **6301 012 1410**



RMI 522 C

up to 2,100 m² • Access via the iMOW® app



Fully automatic and compact robotic mower for mid-sized lawn areas of up to 2,100 m². Cuts grass, shreds clippings, and fertilises in one work step as a mulch mower, while also ensuring an excellent result and cutting pattern. Optionally activated direct drive home function. Straightforward and convenient access via the iMOW® app. Cutting width 20 cm. Weight: 10.0 kg^⓪. Delivery includes: docking station, 4 pegs, iMOW® ruler.

Order number **6305 011 1400**



RMI 632 PC

up to 5,000 m² • Access via iMOW® app



Fully automatic robotic mower for very large lawn areas of up to 5,000 m². Cuts, shreds the cuttings, and fertilises as a mulch mower in one work process. Straightforward and convenient access via the iMOW® app. Cutting width 28 cm. Weight: 15.0 kg^⓪. Delivery includes: docking station, 4 pegs, iMOW® ruler.

Order number **6309 012 1400**

Additional versions: RMI 632 C, RMI 632 P see table on page 178



RMI 632

up to 3,000 m²



Fully automatic robotic mower for large lawn areas of up to 3,000 m². Cuts, shreds the cuttings, and fertilises as a mulch mower in one work process. Cutting width 28 cm. Weight: 14.0 kg^⓪. Delivery includes: docking station, 4 pegs, iMOW® ruler.

Order number **6309 012 1430**



PAGE **177**

CARE & CLEAN KIT iMOW® & LAWN MOWER / iMOW® & LAWN MOWER PLUS

The iMOW® robotic mower is your reliable assistant when it comes to a beautiful and well-maintained lawn. However, to unlock its full potential over the long term, you should give it a little regular care. Our new cleaning and care kit contains everything you need to do so: the brush is perfect for cleaning the mowing deck as well as the underside of the robotic mower. With STIHL Multiclean, you can remove dirt from the housing without damaging the plastic in the process. You can then complete the final step, using the microfibre cloth to achieve a spotlessly clean finish. The Care & Clean Kit iMOW® & Lawn Mower is available as a standard version, or you can choose the special value Care & Clean Kit iMOW® & Lawn Mower Plus which includes an additional microfibre cloth and transport bag. Don't have a iMOW® robotic mower yet? Well the Care & Clean Kit is of course also great for maintaining your lawn mower!



AN INSTALLATION KIT IS REQUIRED FOR INSTALLATION. COMPATIBLE ACCESSORIES

SEE FROM **PAGE 176**



ACCESSORIES FOR ROBOTIC MOWERS

- About installation
- For protecting the lawn mower
- About cleaning
- Wheels and wheel weights



INSTALLATION KITS



S installation kit

Contains: Ø 3.4 mm perimeter wire, 150 m (roll),
150 fixing nails, 3 wire clips

Order number **6909 007 1023**

L installation kit

Contains: Ø 3.4 mm perimeter wire,
2× 200 m (roll), 375 fixing nails, 7 wire clips

Order number **6909 007 1029**

BOUNDARY WIRE

Perimeter wire for installation



ARB 151 150 m (roll), Ø 3.4 mm

Order number **0000 400 8633**

ARB 501 500 m (roll), Ø 3.4 mm

Order number **0000 400 8626**

SMALL-AREA MODULE SET AKM 100



For mowing areas <math><100\text{ m}^2</math> or with a wire length of <math><175\text{ m}</math>, the AKM 100 accessories need to be installed together with the perimeter wire. Included in the scope of delivery for the RMI 4 series

Order number **6909 007 1089**

AFN 075

Fixing nails for securing the
perimeter wire, 75-piece pack.



Order number **6301 007 1011**

ADV 010

Wire clips for connecting the
perimeter wire, 10-piece pack.



Order number **6909 007 1091**

Ⓞ Can be used for RMI 4 series from the .1 generation (evolution number).
Can be used for RMI 5 series from the .0 generation (evolution number).
To determine the appropriate accessories, please check the type
designation and evolution number on the rating plate of your power tool.

DOCKING STATION

Additional docking station for charging the batteries, can be positioned within or outside the lawn area.



ADO 401 [ⓐ] for series RMI 4 and RMI 5
Order number **6909 430 9602**

ADO 601 [ⓐ] for series RMI 6
Order number **6909 430 9609**

AIP 602

Protect sun canopy for the docking station, as optional sun protection for the robotic mower. With integrated folding mechanism.



Order number **6909 780 5401**

AVS 100

Heavy front wheels for use on particularly bumpy terrain. For series RMI 4 and RMI 6.



Order number **6909 007 1052**



PROFESSIONAL TIP

If you need some assistance with the installation of your iMOW®, then your local STIHL Approved Dealer will be able to help. STIHL dealerships have in-store iMOW® specialists who can provide guidance based on the type of garden or install the iMOW® for you if required. With a professional attitude and years of expertise under their belt, your STIHL Approved Dealer will provide you with the personal experience that you expect from STIHL.

TRACTION WHEELS

Drive wheel for improved all-terrain suitability, 2 pieces.



ART 220 for series RMI 4 and RMI 5
Order number **6909 700 0425**

ART 240 for series RMI 6
Order number **6909 700 0412**

AVS 101 WHEELS WEIGHTS SET

Additional weights for securing to the front wheels of the robotic mower. Helps to deal with particularly bumpy terrain. Suitable for the RMI 4 and RMI 5 series.



Order number **6909 710 0800**


CARE & CLEAN KIT iMOW® & LAWN MOWER

Cleaning and care kit for iMOW® and lawn mower. For effective cleaning of the housing, mower unit, and iMOW® docking station.

Care & Clean Kit iMOW® & lawn mower - standard package

1 × Multiclean, 500 ml
1 × cleaning brush with scraper
1 × microfibre cloth (grey)

Order number **0782 516 8600**



NEW

Care & Clean Kit iMOW® & lawn mower plus - advantage package

1 × Multiclean, 500 ml
1 × cleaning brush with scraper
2 × microfibre cloths (grey, orange)
1 × carry bag

Order number **0782 516 8605**



ⓐ Can be used for RMI 6 series from the .1 generation (evolution number). To determine the appropriate accessories, please check the type designation and evolution number on the rating plate of your power tool.
ⓑ Can only be used for RMI 4 and RMI 6 in the .0 generation (evolution number). To determine the appropriate accessories, please check the type designation and evolution number on the rating plate of your power tool.

Ⓒ Only can be used for RMI 422/422 P/422 PC in generation .1 and .2 (evolution number) and RMI 522 in generation .0 (evolution number). To determine the appropriate accessories, please check the type designation and evolution number on the rating plate of your power tool.





Order number

Maximum lawn area^② (m²)

Maximum gradient (%)

Cutting width (cm)

Cutting height (mm)

Duration of mowing^③ (average per week/h)

Rated output (W)

Working speed (rpm)

ROBOTIC MOWERS

RMI 422^①	6301 012 1400	800	35	20	20 - 60 (multi-level)	16	60	4,450
RMI 422 P^①	6301 012 1404	1,500	40	20	20 - 60 (multi-level)	25	60	4,450
RMI 422 PC^①	6301 012 1410	1,700	40	20	20 - 60 (multi-level)	28	60	4,450
RMI 522 C^①	6305 011 1400	2,100	40	20	20 - 60 (multi-level)	35	60	4,450
RMI 632^①	6309 012 1430	3,000	45	28	20 - 60 (multi-level)	35	120	3,150
RMI 632 C^①	6309 012 1420	3,200	45	28	20 - 60 (multi-level)	38	120	3,150
RMI 632 P^①	6309 012 1410	4,000	45	28	20 - 60 (multi-level)	40	185	3,150
RMI 632 PC^①	6309 012 1400	5,000	45	28	20 - 60 (multi-level)	50	185	3,150

• Fitted as standard

C = Communication
P = Performance

① Under ideal conditions (no obstacles, straightforward geometry and minimal gradients in the garden, **moderate lawn growth**)

② Under ideal conditions (no obstacles, straightforward geometry and minimal gradients in the garden, **moderate lawn growth**), refers to the stated maximum area

③ Weight including battery


④ K_{WA}/K_{PA} uncertainty factors in accordance with Dir. 2006/42/ECRS



Battery type	Weight [Ⓞ] (kg)	Measured sound power level L_{WA} (dB(A))	Measured sound pressure level L_{pA} (dB(A))	Sound pressure level uncertainty factor K_{pA} (dB(A))	Guaranteed sound power level $L_{WA} + K_{WA}$ (dB(A))	Direct drive home function	Moving hood with sensors	Mulch mower unit	Removable control console	App access	Adaptive Slope Speed	Dynamic mowing plan
Lithium-ion	9.0	60	49	2	62	-	•	•	-	-	•	•
Lithium-ion	10.0	60	49	2	62	-	•	•	-	-	•	•
Lithium-ion	10.0	60	49	2	62	•	•	•	-	•	•	•
Lithium-ion	10.0	60	52	2	62	•	•	•	-	•	•	•
Lithium-ion	14.0	59	48	3	62	-	•	•	•	-	•	•
Lithium-ion	15.0	59	48	3	62	-	•	•	•	•	•	•
Lithium-ion	15.0	59	48	3	62	-	•	•	•	-	•	•
Lithium-ion	15.0	59	48	3	62	-	•	•	•	•	•	•

Ⓞ Does not fall under the 2000/14/EC Noise Directive, K_{WA} 2 dB(A) uncertainty factor in accordance with Dir. 2006/42/ECRS

Ⓞ Does not fall under the 2000/14/EC Noise Directive, K_{WA} 3 dB(A) uncertainty factor in accordance with Dir. 2006/42/ECRS



LAWN MOWERS IN DETAIL



TECHNOLOGY

- 01 DIRECT DRIVE FOR THE BLADE**
Ensures efficient energy usage and therefore greater area capacity per battery charge.
- 02 FLOW-OPTIMISED BLADE**
Only circulates the required amount of air. The minimised resistance enables longer battery life. An integrated target bending position protects the crankshaft against damage.
- 03 ECO MODE**
When activated, automatically adapts the speed of the engine to the actual power required, for lower energy consumption and more mowing capacity per battery charge.
- 04 CENTRAL CUT-HEIGHT ADJUSTMENT**
Spring mounting means that your preferred cut-height can be easily adjusted in just a few steps. A scale shows the current height.

COMFORT

- 05 COMFORT HANDLEBAR**
The comfort handlebar guarantees easy handling while mowing lawns and removing the grass catcher box. The handlebar can be folded to save space during storage and transport. The handlebar can be adapted to the user's height without the need of tools.
- 06 FOLDING GRASS CATCHER BOX WITH FILL-LEVEL DISPLAY**
The folding mechanism makes opening and emptying very easy. The airflow during mowing directs the cuttings into the grass catcher box and ensures dense filling. The slats in the basket direct the air onto the ground at the sides, meaning that the user and lawn mower are protected against dirt being swirled up. The fill-level display indicates when it is time for emptying.

SERIES 2 PETROL LAWN MOWERS

- For hobby gardeners and domestic users
- Practical lawn mowers for medium-sized areas
- Housing made from powder-coated sheet steel
- Efficient petrol engines
- Simple, sturdy design



RM 248 T

139 cm³ • 2.1 kW / 2.8 hp • 28.0 kg[Ⓞ]

Petrol lawn mower with a 46 cm cutting width for mid-sized lawn areas. Central cut-height adjustment, folding bar, and single-gear wheel drive for comfortable work. Including a 55-litre grass catcher box.

Order number **6350 011 3460**

Additional versions: RM 248 see table on page 190



RM 253 T

139 cm³ • 2.1 kW / 2.8 hp • 29.0 kg[Ⓞ]

Petrol lawn mower with a 51 cm cutting width for mid-sized and large lawn areas. Central cut-height adjustment, folding bar, and single-gear wheel drive for comfortable work. Including a 55-litre grass catcher box.

Order number **6371 011 3440**

Additional versions: RM 253 see table on page 190



COMPATIBLE ACCESSORIES

SEE FROM **PAGE 189**

T = 1-gear wheel drive

Ⓞ Net weight excluding fuels and lubricants



SERIES 4 PETROL LAWN MOWERS

- For hobby gardeners and domestic users with more demanding requirements
- Mid-sized and larger lawn areas
- With cutting widths of 41 and 46 cm
- Powerful engines
- Housing made from durable polymer



RM 443

139 cm³ • 2.1 kW / 2.8 hp • 25.0 kg[Ⓛ]

Compact petrol lawn mower with a 41 cm cutting width for mid-sized lawn areas with lots of difficult corners. Central cut-height adjustment, super-soft handle, quick-release tensioner and smooth-running wheels for comfortable work. Including folding 55-litre grass catcher box with fill-level indicator.

Order number **6338 011 3406**

Additional versions: RM 443 T see table on page 190



RM 448 VC

166 cm³ • 2.6 kW / 3.5 hp • 29.0 kg[Ⓛ]

Sturdy petrol lawn mower with a 46 cm cutting width for mid-sized lawn areas. Central cut-height adjustment, 2-setting height-adjustable comfort handlebar, smooth-running wheels, and Vario wheel drive for comfortable work. Including folding 55-litre grass catcher box with fill-level indicator.

Order number **6358 011 3453**

C = Comfort version
P = Performance
T = 1-gear wheel drive

V = Vario wheel drive
X = Economy model



RM 448 PC

166 cm³ • 2.6 kW / 3.5 hp • 29.0 kg[Ⓞ]

Sturdy petrol lawn mower with a 46 cm cutting width for mid-sized lawn areas. Central cut-height adjustment, 2-setting height-adjustable comfort handlebar and 1-gear wheel drive for comfortable work. Including folding 55-litre grass catcher box with fill-level indicator.

Order number **6358 011 3473**

Additional versions: RM 448 TX, RM 448 TC see table on page 190



PAGE **177**



**CARE & CLEAN KIT iMOW®
& LAWN MOWER / iMOW® &
LAWN MOWER PLUS**

For optimum care and cleaning of your iMOW® robotic mower or lawn mower. Available both as a standard pack containing STIHL Multiclean, cleaning brushes and microfibre cloth, and – in the Plus advantage pack – with additional microfibre cloth and transport bag.



PAGE **360**

MOTO4PLUS

STIHL Moto4Plus is a power tool petrol developed specifically for STIHL small 4-stroke engines. It is free of ethanol and contains virtually no olefins or aromatic compounds. Its low level of emissions makes it particularly user- and engine-friendly, and because it can be stored for up to five years, the fuel also ensures maximum performance over the long term.



Ⓞ Net weight excluding fuels and lubricants



SERIES R PETROL LAWN MOWERS

- For demanding domestic users and landscapers
- Special mowers for particular purposes
- Ideal for mulching or mowing with side discharge



RM 2 RT

149 cm³ • 2.2 kW / 3.0 hp • 30.0 kg[Ⓞ]

Easy-to-manoeuvre and efficient petrol-driven mulch mower with a 46 cm cutting width for mid-sized lawn areas. Cut-height adjustment by axle, super-soft handle, and front-wheel drive enable comfortable work. Quick Fix quick-release tensioners make it easy to fold the handlebars in for convenient transportation. Folding bar.

Order number **6357 011 3415**

Additional versions: RM 2 R, RM 2 RC see table on page 190



RM 3 RT

166 cm³ • 2.6 kW / 3.5 hp • 30.0 kg[Ⓞ]

Very easy-to-manoeuvre multi-mower™ with side discharge and 48 cm cutting width for larger lawn areas. Three-wheel design with a pivoting front wheel. Cut-height adjustment by wheel at the front, by axle at the back. Super-soft handle and single-gear drive enable comfortable work.

Order number **6361 011 3416**

C = Comfort version
R = Mulch mower
T = 1-gear wheel drive

Ⓞ Net weight excluding fuels and lubricants

CORDLESS LAWN MOWERS

- For hobby gardeners, gardeners and professional users performing lawn care
- Low-noise and zero-emissions work thanks to STIHL lithium-ion batteries
- Very agile and easy to manoeuvre
- Cable-free and flexible lawn mowing



RMA 235

36 V • 14.0 kg[Ⓞ]



Lightweight, manoeuvrable cordless lawn mower with a 33 cm cutting width for small areas of lawn. With automatic speed control, and flow-optimised blade for longer battery life. Central cut-height adjustment. Folding bar with 2-setting height adjustment. Including folding 30-litre grass catcher box with fill-level indicator.

RMA 235 excluding battery and charger
Order number **6311 011 1410**

RMA 235 set with AK 20 and AL 101
Order number **6311 200 0010**

RMA 235 set with 2 × AK 20 and AL 101
Order number **6311 200 0015**



NEW

RMA 248

36 V • 21.0 kg[Ⓞ]



Easy-to-operate cordless lawn mower with a 46 cm cutting width for small areas of lawn in noise-sensitive environments. With an EC engine and permanently active eco mode for improved battery runtime. Central cut-height adjustment, folding handle, easy-to-operate engine-stop bar, sturdy stainless steel housing, and additional battery transport shaft. Including 55-litre grass catcher box with fill-level indicator.

RMA 248 excluding battery and charger
Order number **6350 011 1400**

RMA 248 set with AK 20 and AL 101
Order number **6350 200 0001**

[Ⓞ] Weight excluding battery

[Ⓢ] Explanation of symbols on page 472





RMA 339

36 V • 14.0 kg^①



Lightweight, easy-to-manoeuvre cordless lawn mower with 37 cm cutting width for small to medium-sized lawns. With automatic speed regulation and flow-optimised blade for longer battery life. Central cut-height adjustment and folding 40-litre grass catcher box with fill-level indicator.

RMA 339 excluding battery and charger
Order number **6320 011 1415**

RMA 339 set with AK 20 and AL 101
Order number **6320 011 1440**

RMA 339 set with 2 × AK 20 and AL 101
Order number **6320 200 0064**



RMA 460

36 V • 25.0 kg^①



Highly maneuverable and efficient cordless lawn mower with a 46 cm cutting width for small and medium-sized areas of lawn. With central cut-height adjustment and easily adjustable handle bar for user comfort. Usable for four applications: mowing, mulching, catching and grass side discharge. With robust steel housing, optional Eco mode, additional battery transportation slot and 60-litre textile grass catcher box.

RMA 460 excluding battery and charger
Order number **6368 011 1402**



NEW RMA 253

36 V • 23.0 kg^①



Cordless lawn mower with a 51 cm cutting width for smaller areas of lawn in noise-sensitive environments. With an EC engine and permanently active eco mode for improved battery runtime. Central cut-height adjustment, folding handle, easy-to-operate engine-stop bar, sturdy stainless steel housing, and additional battery transport shaft. Including 55-litre grass catcher box with fill-level indicator.

RMA 253 excluding battery and charger
Order number **6371 011 1400**



RMA 443

36 V • 20.0 kg^①



Manoeuvrable cordless lawn mower with 41 cm cutting width for medium-sized areas of lawn. Central cut-height adjustment, optionally activated eco mode, and flow-optimised blades ensure longer battery life. Robust polymer housing and folding 55 litre grass catcher box with fill level display.

RMA 443 excluding battery and charger
Order number **6338 011 1404**



RMA 443 PV

36 V • 24.0 kg^①

Manoeuvrable cordless lawn mower with a 41 cm cutting width for medium-sized areas. Central cut-height adjustment as well as height-adjustable unfolding comfort handlebar. With flow-optimised blade for longer battery life. Electric Vario wheel drive for comfortable work. The maximum working speed can be adjusted using a lever on the comfort handlebar, with six levels available. With two active battery slots for serial discharge Including folding 55-litre grass catcher box with fill-level indicator.

RMA 443 PV excluding battery and charger
Order number **6338 011 1435**

RMA 443 PV set with AP 200 and AL 300
Order number **6338 200 0072**

Additional versions: RMA 443 VC see table on page 192



RMA 448 PV

36 V • 24.0 kg^①

Powerful cordless lawn mower with a 46 cm cutting width for larger areas of lawn. Central cut-height adjustment as well as height-adjustable unfolding comfort handlebar. With flow-optimised blade for longer battery life. Electric Vario wheel drive for comfortable work. The maximum working speed can be adjusted using a lever on the comfort handlebar, with six levels available. With two active battery slots for serial discharge Including folding 55-litre grass catcher box with fill-level indicator.

RMA 448 PV excluding battery and charger
Order number **6358 011 1435**

RMA 448 PV set with AP 300 and AL 300
Order number **6358 200 0028**

Additional versions: RMA 448 VC see table on page 192



RMA 510

36 V • 27.0 kg^①


Highly maneuverable and efficient cordless lawn mower with a 51 cm cutting width to quickly cover larger areas of lawn. Central cut-height adjustment and optional Eco mode. With additional battery transportation slot, robust steel housing, height-adjustable handlebar with soft handle and 75-litre textile grass catcher box.

RMA 510 excluding battery and charger
Order number **6372 011 1400**



SUITABLE BATTERIES AND OTHER ACCESSORIES

SEE FROM **PAGE 12**





RMA 2 RV

36 V • 23.0 kg^①

Lightweight and easy-to-manoeuvre mulch mower with a 46 cm cutting width for medium-sized areas of lawn. Cut-height adjustment by axle, quick-fix quick-release tensioner and folding handlebar. Electric Vario wheel drive for comfortable work. The maximum working speed can be adjusted using a lever on the handlebar, with six levels available.

RMA 2 RV excluding battery and charger
Order number **6357 011 1410**



RMA 2 RPV

36 V • 23.0 kg^①

Lightweight and easy-to-manoeuvre mulch mower with a 46 cm cutting width for medium-sized areas of lawn. Cut-height adjustment by axle, quick-fix quick-release tensioner and folding handlebar. Electric Vario wheel drive for comfortable work. The maximum working speed can be adjusted using a lever on the handlebar, with six levels available. With two active battery slots for serial discharge.

RMA 2 RPV excluding battery and charger
Order number **6357 011 1415**

RMA 765 V

STURDY PROFESSIONAL CORDLESS LAWN MOWER

ACCESSORIES:

**ADA 700
DOUBLE
BATTERY SLOT
ADAPTER**



See page 189



For regular care of lawns in particularly noise-sensitive areas such as residential locations, schools, and hospital gardens. 63 cm cutting width, 2-blade flow-optimised mowing unit, cut-height adjustment by wheel, electric Vario wheel drive, and height-adjustable folding comfort handlebar. 80-litre grass catcher box with fill-level indicator.

AP III SYSTEM
AR 3000 L

36 V • 44.0 kg^①

RMA 765 V excluding battery and charger
Order number **6392 011 1400**

RMA 765 V set with 2× AP 300 S, AL 500 and ADA 700
Order number **6392 200 0000**

RMA 765 V set with AR 3000 L and AL 500
Order number **6392 200 0001**

ACCESSORIES FOR LAWN MOWERS

- Extension set for mulching and catching
- Equipment for making work easier
- Protective devices



MULCHING KIT

Mulching kit with multi-blade and mulching attachment To select the right mulching kit for your lawn mower, please note the information in the footnotes.



AMK 039 for series 3 models with a 37 cm cutting width
Order number **6909 007 1081**

AMK 043 for series 4 models with a 41 cm cutting width^①
Order number **6909 007 1083**

NEW AMK 443 for STIHL series 4 cordless lawn mowers with a 41 cm cutting width^②
Order number **6909 007 1038**

AMK 048 for series 4 models with a 46 cm cutting width^③
Order number **6909 007 1034**

NEW AMK 448 for STIHL series 4 cordless lawn mowers with a 46 cm cutting width^④
Order number **6909 007 1039**

AMK 065 for RMA 765 V
Order number **6909 007 1063**

ADC 048

Disc cutter plate with 4 oscillating blades (48 cm dia.), for RM 3 RT.



Order number **6909 700 5107**

ADA 700

Double battery slot adapter for use of two AP batteries, for RMA 765 V. AP batteries not included in scope of delivery.



Order number **6909 400 9401**

① Cannot be used for cordless lawn mowers in the .2 generation: 6338 011 1404, 6338 011 1405, 6338 011 1430, 6338 011 1435

② Can only be used for cordless lawn mowers in the .2 generation: 6338 011 1404, 6338 011 1405, 6338 011 1430, 6338 011 1435

③ Cannot be used for series 2 models or for cordless lawn mowers in the .2 generation: 6358 011 1430, 6358 011 1435

④ Can only be used for cordless lawn mowers in the .2 generation: 6358 011 1430, 6358 011 1435





	Order number	Lawn areas up to ... (m ²)	Cutting width (cm)	Cutting height (mm)	Mulching function	Grass catcher box (l)	Drive (km/h)
SERIES 2 PETROL LAWN MOWERS							
RM 248	6350 011 3455	1,200	46	25 – 75 (7x, central)	-	55	-
RM 248 T	6350 011 3460	1,200	46	25 – 75 (7x, central)	-	55	T/3.7
RM 253	6371 011 3435	1,800	51	25 – 75 (7x, central)	-	55	-
RM 253 T	6371 011 3440	1,800	51	25 – 75 (7x, central)	-	55	T/3.7
SERIES 4 PETROL LAWN MOWERS							
RM 443	6338 011 3406	1,200	41	25 – 75 (6x, central)	o	55	-
RM 443 T	6338 011 3416	1,200	41	25 – 75 (6x, central)	o	55	T/3.5
RM 448 TX	6358 011 3435	1,200	46	25 – 75 (6x, central)	o	55	T/3.5
RM 448 TC	6358 011 3425	1,200	46	25 – 75 (6x, central)	o	55	T/3.5
RM 448 PC	6358 011 3473	1,200	46	25 – 75 (6x, central)	o	55	T/3.5
RM 448 VC	6358 011 3453	1,200	46	25 – 75 (6x, central)	o	55	V/2.4 – 4.6
SERIES R PETROL LAWN MOWERS							
RM 2 R	6357 011 3416	1,500	46	28 – 85 (4x, by axle)	●	-	-
RM 2 RC	6357 011 3425	1,500	46	28 – 85 (4x, by axle)	●	-	-
RM 2 RT	6357 011 3415	1,500	46	28 – 85 (4x, by axle)	●	-	T/3.5
RM 3 RT	6361 011 3416	2,000	48	25 – 80 (5x, axle, single-wheel)	●	-	T/3.5

- Fitted as standard
- o Retrofittable (accessory)

Engine types
SC = SmartChoke
OHV/DOV = Overhead valves

C = Comfort version
P = Performance
T = 1-gear wheel drive

V = Vario wheel drive
X = Economy model



Engine type	Displacement (cm ³)	Rated output (kW / hp)	Working speed (rpm)	Weight [Ⓞ] (kg)	Guaranteed sound power level (dB(A))	Measured sound pressure level (dB(A))	Sound pressure level uncertainty [Ⓢ] (dB(A))	Vibration level (m/s ²)	Vibration level uncertainty K [Ⓢ] (m/s ²)	Comfort handlebar	Folding grass catcher box	Central cut-height adjustment	Super-soft handle
STIHL EVC 200	139	2.1/2.8	2,800	26.0	96	83	2	2.8	1.4	-	-	●	-
STIHL EVC 200	139	2.1/2.8	2,800	28.0	94	80	2	2.8	1.4	-	-	●	-
STIHL EVC 200	139	2.1/2.8	2,800	27.0	97	84	2	5.5	2.2	-	-	●	-
STIHL EVC 200	139	2.1/2.8	2,800	29.0	97	84	2	5.5	2.2	-	-	●	-
STIHL EVC 200 C	139	2.1/2.8	2,800	25.0	93	80	2	4.4	2.2	-	●	●	●
STIHL EVC C	139	2.1/2.8	2,800	27.0	93	80	2	4.4	2.2	-	●	●	●
STIHL EVC 200 C	139	2.1/2.8	2,800	27.0	95	82	2	5.0	2.5	-	●	●	●
STIHL EVC 200 C	139	2.1/2.8	2,800	28.0	95	82	2	3.8	1.9	●	●	●	-
STIHL EVC 300	166	2.6/3.5	2,800	29.0	96	83	2	4.4	2.2	●	●	●	-
STIHL EVC 300	166	2.6/3.5	2,800	29.0	96	83	2	4.4	2.2	●	●	●	-
STIHL EVC 200	139	2.1/2.8	2,800	23.0	92	79	2	7.90	3.16	-	-	-	-
Kohler series HD 675 OHV SC	149	2.2/3.0	2,800	27.0	94	81	2	5.00	2.50	-	-	-	●
Kohler series HD 675 OHV SC	149	2.2/3.0	2,800	30.0	94	81	2	5.90	2.36	-	-	-	●
STIHL EVC 300	166	2.6/3.5	2,800	30.0	96	82	2	5.50	2.20	-	-	-	●

Ⓞ Net weight excluding fuels and lubricants

Ⓢ Uncertainty in accordance with Dir. 2006/42/EC



	Order number	Lawn areas up to ... (m ²)	Cutting width (cm)	Cutting height (mm)	Mulching function	Grass catcher box (l)	Drive (km/h)
CORDLESS LAWN MOWERS							
RMA 235	6311 011 1410	-	33	25 - 65 (5x, central)	-	30	-
RMA 235 set with AK 20 + AL 101	6311 200 0010	300 ^①	33	25 - 65 (5x, central)	-	30	-
RMA 235 set with 2 × AK 20 + AL 101	6311 200 0015	600 ^①	33	25 - 65 (5x, central)	-	30	-
RMA 248	NEW 6350 011 1400	-	46	25 - 75 (7x, central)	-	55	-
RMA 248 set with AK 20 + AL 101	NEW 6350 200 0001	200 ^①	46	25 - 75 (7x, central)	-	55	-
RMA 339	6320 011 1415	-	37	30 - 70 (5x, central)	○	40	-
RMA 339 set with AK 20 + AL 101	6320 011 1440	250 ^①	37	30 - 70 (5x, central)	○	40	-
RMA 339 set with 2 × AK 20 + AL 101	6320 200 0064	500 ^①	37	30 - 70 (5x, central)	○	40	-
RMA 460	6368 011 1400	-	46	35 - 90 (7x, central)	●	60	-
RMA 253	NEW 6371 011 1400	-	51	25 - 75 (7x, central)	-	55	-
RMA 443	6338 011 1404	-	41	25 - 75 (6x, central)	○	55	-
RMA 443 VC	6338 011 1430	-	41	25 - 75 (6x, central)	-	55	V / 2.0 - 4.5
RMA 443 PV	6338 011 1435	-	41	25 - 75 (6x, central)	○	55	V / 2.0 - 4.5
RMA 443 PV set with AP 200 + AL 300	6338 200 0072	420 ^①	41	25 - 75 (6x, central)	○	55	V / 2.0 - 4.5
RMA 448 VC	6358 011 1430	-	46	25 - 75 (6x, central)	-	55	V / 2.0 - 4.5
RMA 448 PV	6358 011 1435	-	46	25 - 75 (6x, central)	○	55	V / 2.0 - 4.5
RMA 448 PV set with AP 300 + AL 300	6358 200 0028	400 ^①	46	25 - 75 (6x, central)	○	55	V / 2.0 - 4.5
RMA 510	6372 011 1400	-	51	25 - 100 (7x, central)	○	75	-
RMA 765 V	6392 011 1400	-	63	25 - 100 (8x, single-wheel)	○	80	V / 0 - 6.0
RMA 765 V set with 2 × AP 300 S, AL 500 + ADA 700	6392 200 0000	800 ^①	63	25 - 100 (8x, single-wheel)	○	80	V / 0 - 6.0
RMA 765 V set with AR 3000 L + AL 500	6392 200 0001	3,100 ^①	63	25 - 100 (8x, single-wheel)	○	80	V / 0 - 6.0
RMA 2 RV	6357 011 1410	-	46	25 - 85 (4x, by axle)	●	-	V / 2.0 - 4.5
RMA 2 RPV	6357 011 1415	-	46	25 - 85 (4x, by axle)	●	-	V / 2.0 - 4.5

- Fitted as standard
- Retrofittable (accessory)

Engine types
SC = SmartChoke
OHV/DOV = Overhead valves

C = Comfort version
P = Performance
R = Mulch mower
V = Vario wheel drive

STIHL cordless power system

	Working speed (rpm)	Weight (kg)	Guaranteed sound power level (dB(A))	Measured sound pressure level (dB(A))	Sound pressure level uncertainty ^② (dB(A))	Vibration level (m/s ²)	Vibration level uncertainty ^② (m/s ²)	Eco mode	Comfort handlebar	Folding grass catcher box	Central cut-height adjustment	Flow-optimised blade	Super-soft handle
AK-System	3,400	14.0 ^①	89	76	2	1.80	0.90	● ^③	-	●	●	●	-
AK-System	3,400	15.0 ^①	89	76	2	1.80	0.90	● ^③	-	●	●	●	-
AK-System	3,400	15.0 ^①	89	76	2	1.80	0.90	● ^③	-	●	●	●	-
AK-System	3,200	21.0 ^①	96	83	2	1.80	0.90	● ^③	-	●	●	●	-
AK-System	3,200	22.0 ^①	96	83	2	1.80	0.90	● ^③	-	●	●	●	-
AK-System	3,350	14.0 ^①	90	76	2	1.60	0.80	●	-	●	●	●	-
AK-System	3,350	15.0 ^①	90	76	2	1.60	0.80	●	-	●	●	●	-
AK-System	3,350	15.0 ^①	90	76	2	1.60	0.80	●	-	●	●	●	-
AP-System	3,200	25.0 ^①	96	85	3	1.40	0.70	●	-	-	●	-	-
AP-System	3,200	23.0 ^①	96	81	2	1.80	0.90	●	-	●	●	●	-
AP-System	3,150	20.0 ^①	91	78	2	2.20	1.10	●	-	●	●	●	-
AP-System	3,150	23.0 ^①	91	77	2	1.80	0.90	●	●	●	●	●	-
AP-System	3,150	24.0 ^①	91	77	2	1.80	0.90	●	●	●	●	●	-
AP-System	3,150	25.0 ^①	91	77	2	1.80	0.90	●	●	●	●	●	-
AP-System	3,150	24.0 ^①	95	82	2	1.80	0.90	●	●	●	●	●	-
AP-System	3,150	24.0 ^①	95	82	2	1.80	0.90	●	●	●	●	●	-
AP-System	3,150	26.0 ^①	95	82	2	1.80	0.90	●	●	●	●	●	-
AP-System	3,200	27.0 ^①	93	83	3	1.60	0.80	●	-	-	●	-	-
AP-System	3,300	44.0 ^①	93	84	3	1.40	0.70	●	●	-	-	●	●
AP-System	3,300	49.0 ^①	93	84	3	1.40	0.70	●	●	-	-	●	●
AP-System	3,300	54.0 ^①	93	84	3	1.40	0.70	●	●	-	-	●	●
AP-System	3,150	23.0 ^①	88	74	2	1.40	0.70	●	-	-	-	-	●
AP-System	3,150	23.0 ^①	88	74	2	1.40	0.70	●	-	-	-	-	●

① Area coverage from one full battery charge in optimum conditions. In addition to the type of battery used, other factors influence the actually achievable area coverage, such as the lawn surface properties (obstacles, geometry), grass height and moisture level, the working speed, mulching, etc. The area coverage can be increased by recharging or using multiple rechargeable batteries.

② Uncertainty in accordance with Dir. 2006/42/EC

③ Weight excluding battery

④ Weight including battery, excluding charger

⑤ Eco mode can not be switched off on RMA 235, RMA 248 and RMA 253



SCARIFIER IN DETAIL



01 LOW-NOISE AND
EASILY MANOEUVRABLE

02 ERGONOMIC WORK

03 EASY HANDLING

TECHNOLOGY

- 01** STIHL LITHIUM-ION BATTERY TECHNOLOGY
Operation with STIHL AK batteries enables comfortable and low-noise work.

COMFORT

- 02** HEIGHT-ADJUSTABLE HANDLEBAR
The handlebar can be easily adjusted to four different heights. In addition, it is foldable in three places, enabling easy transport and space-saving storage.
- 03** GRASS CATCHER BOX
The 50-litre grass catcher box is made from a tearproof woven textile. The steel frame with carry handle ensures stability and makes it comfortable to carry.

SCARIFIER

- For domestic users
- For removing lawn thatch and moss
- To improve lawn quality
- Easy to manoeuvre





RLA 240

36 V • 15.0 kg^②



Compact cordless scarifier for scarifying and combing smaller areas of lawn. Central adjustment of the working depth using a rotary switch on the housing, handlebar with 4-setting height adjustment, 34 cm working width, 16 blades. Including an aerator roller and 50-litre grass catcher box.

RLA 240 excluding battery and charger

Order number **6291 011 6600**

RLA 240 set with AK 30 and AL 101

Order number **6291 200 0000**

RLA 240 set with 2 × AK 30 and AL 101

Order number **6291 200 0003**



Order number

Lawn areas up to ... (m²)

Working width (cm)

Working depth range (mm)

Catcher box

STIHL cordless power system

Rated output (W) / rated speed (rpm)

Weight (kg)

Guaranteed sound power level L_{WA} (dB(A))

Measured sound pressure level L_{pA} (dB(A))

Sound pressure level uncertainty factor^① (dB(A))

Vibration level ahw (m/s²)

Uncertainty factor K^② (m/s²)

Working depth adjustment on the housing

Aerator roller

CORDLESS SCARIFIER

Model	Order number	Lawn areas up to ... (m ²)	Working width (cm)	Working depth range (mm)	Catcher box	STIHL cordless power system	Rated output (W) / rated speed (rpm)	Weight (kg)	Guaranteed sound power level L _{WA} (dB(A))	Measured sound pressure level L _{pA} (dB(A))	Sound pressure level uncertainty factor ^① (dB(A))	Vibration level ahw (m/s ²)	Uncertainty factor K ^② (m/s ²)	Working depth adjustment on the housing	Aerator roller
RLA 240	6291 011 6600	-	34	-7.5 to +7.5 central, infinitely variable	•	AK-System	900/3,650	15.0 ^③	92	75	3	4.8	2.4	•	•
RLA 240 set with AK 30 + AL 101	6291 200 0000	500 ^④	34	-7.5 to +7.5 central, infinitely variable	•	AK-System	900/3,650	16.0 ^③	92	75	3	4.8	2.4	•	•
RLA 240 set with 2 × AK 30 + AL 101	6291 200 0003	1,000 ^④	34	-7.5 to +7.5 central, infinitely variable	•	AK-System	900/3,650	16.0 ^③	92	75	3	4.8	2.4	•	•

• Fitted as standard

① K_{pA}/K uncertainty factors in accordance with Dir. 2006/42/ECRS

② Weight excluding battery

③ Weight including battery, excluding charger

④ Explanation of symbols on page 472

⑤ When using the AK 30 with a recharging process and working an area only in one direction (no crossing over)

⑥ When using 2x AK 30 each with a recharging process and working an area only in one direction (no crossing over)



TAME LONG GRASS WITH EASE.

Petrol grass trimmers, brushcutters
and clearing saws **199**

Cordless brushcutters **211**

Electric brushcutters **214**

Petrol backpack brushcutters **216**

Accessories and parts for grass trimmers,
brushcutters and clearing saws **220**

Cutting tools and mowing lines **230**

Accessories for cutting tools **238**



GRASS TRIMMERS, BRUSHCUTTERS AND CLEARING SAWS IN DETAIL




TECHNOLOGY

01 STIHL 2-MIX ENGINE

The STIHL 2-MIX engine is both powerful and economical. Separating the exhaust emissions from the unburnt gas minimises flushing losses, thereby increasing power output while reducing consumption.

02 STIHL M-TRONIC

 STIHL M-Tronic means you only need one start position on the combi-lever for a cold start. After starting, you can immediately power up to full speed. The amount of fuel required is precisely calculated by the system and supplied as needed. Otherwise, start in position I as usual.

COMFORT

03 STIHL ERGOSTART

Ensures comfortable and effortless starting, without needing to jerk the cord - the spring between the start-up pulley and the crankshaft does the work during start-up.

04 STIHL ANTI-VIBRATION SYSTEM

Makes the tool comfortable to use. Buffer and spring elements reduce the transfer of engine vibrations. Available as standard as a 1-point version and from the FS 311 also as a 4-point version.

05 MULTI-FUNCTION HANDLE

Easy and reliable operation: all the engine control functions, including the STIHL ECOSPEED partial load function, can be controlled with just one hand.

PETROL GRASS TRIMMERS

- Powerful entry-level tools for domestic users
- For mowing small areas of grass
- For trimming lawn edges
- Easy to start
- With curved or straight shaft



FS 38

27.2 cm³ • 0.65 kW / 0.9 hp • 4.2 kg[Ⓞ]

Lightest brushcutter in the STIHL range. Ideal for trimming grass edges. Multi-function handle, round handle, STIHL 2-MIX engine, retrofittable with STIHL ElastoStart.



Order number **4140 012 2353**

FS 40

27.2 cm³ • 0.7 kW / 1.0 hp • 4.4 kg[Ⓞ]

With simplified starting system, for mowing smaller areas of grass. Multi-function handle, round handle, STIHL 2-MIX engine.



Order number **4144 011 2309**



PAGE **363**



CARE & CLEAN KIT FS / FS PLUS

For the optimal care and cleaning of STIHL grass trimmers, brushcutters and clearing saws.

[Ⓞ] Weight excluding fuel, cutting tool and guard



FS 50

27.2 cm³ • 0.8 kW / 1.1 hp • 4.4 kg[Ⓞ]

With simplified start-up sequence. Multi-function handle, loop handle, tool-free handle adjustment, STIHL 2-MIX engine.



Order number **4144 011 2314**

Additional versions: FS 50 C-E see table on page 224

FS 55 R

27.2 cm³ • 0.75 kW / 1.0 hp • 4.4 kg[Ⓞ]

For comfortable operation where space is limited. Multi-function handle, loop handle, STIHL 2-MIX engine, harness.



Order number **4140 200 0529**

Additional versions: FS 55 see table on page 224



APPROPRIATE FUELS AND LUBRICANTS

SEE FROM **PAGE 352**

C = Comfort version
E = STIHL ErgoStart
R = Loop handle

[Ⓞ] Weight excluding fuel, cutting tool and guard


PETROL BRUSHCUTTERS FOR GARDEN MAINTENANCE

- For larger gardens and grounds
- For mowing larger areas of grass
- High-performance power tools with various cutting tools



FS 56 R**27.2 cm³ • 0.8 kW / 1.1 hp • 4.7 kg[Ⓢ]**


For comfortable operation where space is limited. Multi-function handle, loop handle, STIHL 2-MIX engine, harness.

Order number **4144 200 0096****FS 85****25.4 cm³ • 0.95 kW / 1.3 hp • 5.3 kg[Ⓢ]**

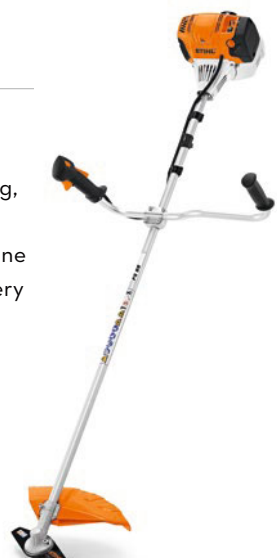
Powerful brushcutter for mowing around the home and garden. STIHL 1-point anti-vibration system, STIHL ElastoStart, multi-function handle and mowing guide.

Order number **4137 200 0130****FS 56****27.2 cm³ • 0.8 kW / 1.1 hp • 5.1 kg[Ⓢ]**

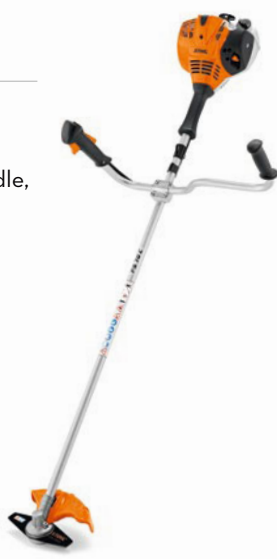
For working on areas of tough grass. Multi-function handle, bike handle, STIHL 2-MIX engine, optimised trimmer angle, straight shaft, harness.

Order number **4144 200 0036****Additional versions:** FS 56 C-E see table on page 224**FS 89****28.4 cm³ • 0.95 kW / 1.3 hp • 5.8 kg[Ⓢ]**

For working on areas of tough grass. A simplified start-up sequence for convenient starting, bike handle, control handle with stop button, STIHL 4-MIX[®] engine with larger tank for longer battery life, flexible drive shaft, double shoulder harness.

Order number **4180 200 0540****FS 70 C-E****27.2 cm³ • 0.9 kW / 1.2 hp • 5.4 kg[Ⓢ]**

For mowing large areas of tough grass. STIHL ErgoStart, multi-function handle, bike handle, STIHL 2-MIX engine, harness.

Order number **4144 200 0076****Additional versions:** FS 70 RC-E see table on page 224**FS 160****29.8 cm³ • 1.4 kW / 1.9 hp • 7.4 kg[Ⓢ]**

Powerful clearing saw for working on large areas of tough grass. Anti-vibration system, multi-function handle, bike handle.

Order number **4119 200 0019**

PETROL BRUSHCUTTERS FOR LANDSCAPE MAINTENANCE

- Very robust, powerful and high-torque
- For mowing large areas of long grass
- For clearing weeds
- For tree cultivation
- Also for overgrown thickets and bushes



FS 91

28.4 cm³ • 0.95 kW / 1.3 hp • 5.8 kg^⓪

For working on areas of tough grass. A simplified start-up sequence for convenient starting, bike handle, control handle with stop button, STIHL 4-MIX® engine with large tank for long battery life, rigid drive shaft, double shoulder harness.



Order number **4180 200 0547**

FS 94 C-E

24.1 cm³ • 0.9 kW / 1.2 hp • 4.9 kg^⓪

The most lightweight brushcutter in this segment. STIHL 1-point anti-vibration system, STIHL ErgoStart, bike handle, engine controls with STIHL ECOSPEED partial load function, STIHL 2-MIX engine, straight shaft, double shoulder harness.



Order number **4149 200 0076**

Additional versions: FS 94 RC-E see table on page 224



C IN THE PRODUCT NAME STANDS FOR COMFORT FEATURE

Many STIHL tools are standard-fitted with special comfort features, which can be identified by the C in the product name, e.g. FS 460 C-EM. The E stands for the STIHL ErgoStart, and the M for STIHL M-Tronic.

C = Comfort version
E = STIHL ErgoStart
R = Loop handle

⓪ Weight excluding fuel, cutting tool and guard

NEW**FS 3001****25.4 cm³ • 0.75 kW / 1.0 hp • 5.5 kg[Ⓢ]**

Compact and robust brushcutter for multifunctional use in agriculture. User-friendly and ergonomic design, easy to maintain. Multi-function handle, ergonomic handlebar.

Order number **FB02 011 2300****FS 230****40.2 cm³ • 1.55 kW / 2.1 hp • 7.1 kg[Ⓢ]**


Robust and powerful clearing saw for mowing with metal tools or a nylon mowing head. Multi-function handle, ergonomic handlebar.

Order number **4151 200 0005****FS 111****31.4 cm³ • 1.05 kW / 1.4 hp • 5.8 kg[Ⓢ]**

Powerful cordless brushcutter for working on large areas of tough grass. Simplified start-up sequence for convenient starting, bike handle, control handle with stop button, STIHL 4-MIX[®] engine with large tank for long battery life, rigid drive shaft, double shoulder harness.

Order number **4180 200 0555****NEW VERSION****FS 230****40.2 cm³ • 1.55 kW / 2.1 hp • 7.1 kg[Ⓢ]**

Robust and powerful clearing saw for mowing grass and scrub with grass cutting blade or mowing line. New with cruise control function, ergonomic bike handle and multi-function control grip for very comfortable working. With double shoulder harness.

Order number **4151 200 0041****OUR SOLUTIONS
FOR EFFECTIVE WEED REMOVAL**

We offer multiple solutions for the effective, low-spin removal of weeds and grass from various substrates. This means that you can choose between the RG rotary cutting head tool attachment for brushcutters or the new RGA 140 cordless rotary cutting head from the STIHL AP-System. We also offer the RG-KM rotary cutting head attachment for your petrol or cordless KombiEngine.

- **RG-KM rotary cutting head for KombiEngines on page 144**
- RGA 140 rotary cutting head on page 221**
- RG rotary cutting head for brushcutters on page 221**





FS 131

36.3 cm³ • 1.4 kW / 1.9 hp • 5.8 kg[Ⓞ]

Particularly powerful cordless brushcutter for working on large areas of tough grass. Simplified start-up sequence for convenient starting, bike handle, control handle with stop button, STIHL 4-MIX[®] engine with large tank for long battery life, rigid drive shaft, double shoulder harness.



Order number **4180 200 0572**

FS 120

30.8 cm³ • 1.3 kW / 1.8 hp • 6.3 kg[Ⓞ]

For working on large areas and tough grass. STIHL anti-vibration system, STIHL ElastoStart, multi-function handle, bike handle, tool-free handle adjustment, harness.



Order number **4134 200 0074**

FS 220

35.2 cm³ • 1.7 kW / 2.3 hp • 7.7 kg[Ⓞ]

Powerful clearing saw for working on large areas of tough grass. Anti-vibration system, multi-function handle, bike handle.




Order number **4119 200 0016**

FS 120 R

30.8 cm³ • 1.3 kW / 1.8 hp • 6.0 kg[Ⓞ]

For working on large areas and tough grass. STIHL anti-vibration system, STIHL ElastoStart, multi-function handle, loop handle, tool-free handle adjustment, harness.



Order number **4134 200 0411**

FS 235

36.3 cm³ • 1.55 kW / 2.1 hp • 6.8 kg[Ⓞ]

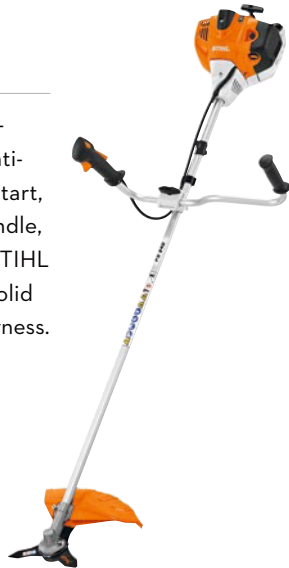
Impressive mowing performance. Mowing and clearing grass and scrub. Sturdy, and equipped with the familiar power take-off. STIHL 1-point anti-vibration system, automatic decompression, STIHL 2-MIX engine, multi-function handle, bike handle.



Order number **4151 200 0015**

FS 240 C-E**37.7 cm³ • 1.7 kW / 2.3 hp • 7.1 kg[Ⓢ]**

Ideal for agricultural and horticultural work. STIHL 1-point anti-vibration system, STIHL ErgoStart, multi-function handle, bike handle, tool-free handle adjustment, STIHL 2-MIX engine, straight shaft, solid drive shaft, double shoulder harness.

Order number **4147 200 0358****FS 280****38.9 cm³ • 1.9 kW / 2.6 hp • 7.9 kg[Ⓢ]**

Powerful clearing saw for working on large areas of tough grass. Anti-vibration system, multi-function handle, bike handle.

Order number **4119 200 0067****FS 250****40.2 cm³ • 1.6 kW / 2.2 hp • 6.3 kg[Ⓢ]**

For tough and extensive mowing work. STIHL 1-point anti-vibration system, STIHL ElastoStart, multi-function handle, bike handle, tool-free handle adjustment.

Order number **4134 200 0090****FS 290****38.9 cm³ • 2.0 kW / 2.7 hp • 7.9 kg[Ⓢ]**

Powerful clearing saw for working on large areas of tough grass. Anti-vibration system, multi-function handle, bike handle.

Order number **4119 200 0025****NEW****FS 261 C-E****41.6 cm³ • 2.0 kW / 2.7 PS • 7.8 kg[Ⓢ]**

For tough and extensive mowing work. STIHL 1-point anti-vibration system, STIHL ErgoStart, multi-function handle, bike handle, tool-free handle adjustment, STIHL 2-MIX engine, ADVANCE universal harness.

Order number **4147 200 0350****FS 300****30.8 cm³ • 1.3 kW / 1.8 hp • 7.3 kg[Ⓢ]**

Robust and powerful clearing saw for mowing work in matted grass and scrub. 4-point anti-vibration system, multi-function handle, bike handle.

Order number **4134 200 0410**

FS 350

40.2 cm³ • 1.6 kW / 2.2 hp • 7.3 kg[Ⓞ]

Robust and powerful clearing saw for mowing work in matted grass and scrub. 4-point anti-vibration system, multi-function handle, bike handle.



Order number **4134 200 0399**

FS 380

40.2 cm³ • 2.0 kW / 2.7 hp • 7.3 kg[Ⓞ]

Robust and powerful clearing saw for mowing work in matted grass and scrub. 4-point anti-vibration system, multi-function handle, bike handle.




Order number **4134 200 0408**

FS 450

44.3 cm³ • 2.1 kW / 2.9 hp • 8.0 kg[Ⓞ]

Particularly powerful clearing saw for working in challenging areas of tough grass and scrub. Great for sawing jobs. 4-point anti-vibration system, multi-function handle, bike handle.



Order number **4128 200 0172**

C = Comfort version L = Long shaft
E = STIHL ErgoStart K = Short shaft
M = STIHL M-Tronic

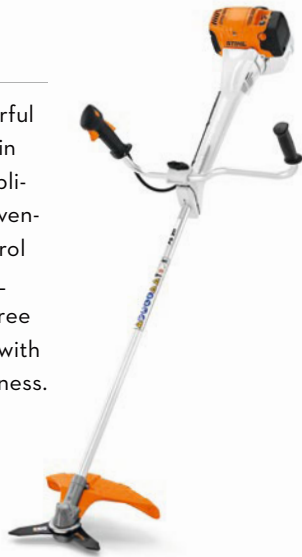
CLEARING SAWS

- Comfortable, durable and powerful professional tools
- For forestry work, landscaping and road maintenance
- For removing scrub and rampant overgrowth
- For mowing large areas
- For shredding and sawing jobs in the forest



FS 311**36.3 cm³ • 1.4 kW / 1.9 hp • 7.2 kg[Ⓞ]**

Lightweight, particularly powerful clearing saw for mowing work in matted grass and scrub. A simplified start-up sequence for convenient starting, bike handle, control handle with stop button, STIHL 4-MIX[®] engine, maintenance-free transmission, rigid drive shaft, with ADVANCE PLUS universal harness.

Order number **4180 200 0595****FS 410 C-EM K****41.6 cm³ • 2.0 kW / 2.7 PS • 8.5 kg[Ⓞ]**

For mowing tough grass. STIHL 4-point anti-vibration system, STIHL ErgoStart, multi-function handle, bike handle, tool-free handle adjustment, STIHL 2-MIX engine, STIHL M-Tronic, with ADVANCE X-TREEm forestry harnesses.

Order number **4147 200 0383****NEW****FS 361 C-EM****37.7 cm³ • 1.7 kW / 2.3 hp • 8.6 kg[Ⓞ]**

For mowing tough grass. STIHL 4-point anti-vibration system, STIHL ErgoStart, multi-function handle, bike handle, tool-free handle adjustment, STIHL 2-MIX engine, STIHL M-Tronic, with ADVANCE PLUS universal harness.

Order number **4147 200 0366****NEW****FS 411 C-EM****41.6 cm³ • 2.0 kW / 2.7 hp • 8.7 kg[Ⓞ]**

For mowing tough grass. STIHL 4-point anti-vibration system, STIHL ErgoStart, multi-function handle, bike handle, tool-free handle adjustment, STIHL 2-MIX engine, STIHL M-Tronic, with ADVANCE PLUS universal harness.

Order number **4147 200 0367****Additional versions:** FS 411 C-EM L see table on page 226



PROFESSIONAL TIP

Check out our K version clearing saw. Designed for forest applications, it has a short shaft, a flat trimmer angle, a forestry harness and a special handle for precise control when sawing.

NEW

FS 461 C-EM

45.6 cm³ • 2.2 kW / 3.0 hp • 8.7 kg[Ⓞ]



For work in challenging areas of tough grass. STIHL 4-point anti-vibration system, STIHL ErgoStart, multi-function handle, bike handle, tool-free handle adjustment, STIHL 2-MIX engine, STIHL M-Tronic. With ADVANCE PLUS universal harness.



Order number **4147 200 0353**


Additional versions: FS 460 C-EM with ADVANCE PLUS universal harness in bright orange, FS 460 C-EM L see table on page 226

FS 490 C-EM K

51.6 cm³ • 2.4 kW / 3.3 hp • 9.2 kg[Ⓞ]



For professional applications in landscape maintenance. STIHL 4-point anti-vibration system, STIHL ErgoStart, multi-function handle, bike handle, tool-free handle adjustment, STIHL 2-MIX engine, STIHL M-Tronic, straight-forward start logic, stop button, with ADVANCE X-TREEm forestry harness.



Order number **4148 200 0157**

Additional versions: FS 490 C-EM KW, FS 490 C-EM L saws see table on page 226

C = Comfort version
E = STIHL ErgoStart
M = STIHL M-Tronic

L = Long shaft
K = Short shaft
W = Electrically heated handles

Ⓞ Weight excluding fuel, cutting tool and guard



NEW
FS 491 C-EM

51.6 cm³ • 2.4 kW / 3.3 PS • 9.3 kg[Ⓞ]



Powerful STIHL clearing saw. STIHL 4-point anti-vibration system, STIHL ErgoStart, multi-function handle, bike handle, tool-free handle adjustment, STIHL 2-MIX engine, STIHL M-Tronic, straightforward start logic, stop button, with ADVANCE PLUS universal harness.



Order number **4148 200 0149**

Additional versions: FS 491 C-EM L saw see table on page 226



APPROPRIATE FUELS AND LUBRICANTS

SEE FROM **PAGE 352**





NEW

FS 511 C-EM

51,6 cm³ • 2,4 kW / 3,3 PS • 10,2 kg^① 

For professional applications in landscape maintenance. STIHL 4-point anti-vibration system, STIHL ErgoStart, multi-function handle, bike handle, tool-free handle adjustment, STIHL 2-MIX engine, STIHL M-Tronic, straight-forward start logic, stop button, with ADVANCE forestry harness.



Order number **4148 200 0173**

NEW

FS 561 C-EM

57,1 cm³ • 2,8 kW / 3,8 hp • 10,2 kg^① 



The most powerful STIHL clearing saw. STIHL 4-point anti-vibration system, STIHL ErgoStart, multi-function handle, bike handle, tool-free handle adjustment, STIHL 2-MIX engine, STIHL M-Tronic, straightforward start logic, stop button, with ADVANCE PLUS universal harness.



Order number **4148 200 0150**

Additional versions: FS 561 C-EM see table on page 226



APPROPRIATE FUELS AND LUBRICANTS

SEE FROM **PAGE 352**

C = Comfort version
E = STIHL ErgoStart

M = STIHL M-Tronic

① Weight excluding fuel, cutting tool and guard

② Weight including battery

③ Weight excluding battery, including cutting tool and guard

Ⓞ Explanation of quality marks on page 483

Ⓞ Explanation of symbols on page 472

CORDLESS BRUSHCUTTERS

- For amateur gardeners and landscapers
- Quickly and easily ready for use
- Easy handling thanks to the lithium-ion battery
- For use in noise-sensitive residential areas and around hospitals, cemeteries, schools, etc.



FSA 45

18 V • 2.3 kg^②



AI III

Compact cordless brushcutter to make straightforward work of trimming and clearing in outdoor domestic areas. Integrated lithium-ion battery (36 Wh) with charge-level indicator, shaft and loop handle that can be adjusted without using tools, adjustable mowing unit working angle including for vertical edge trimming, easy to change between the PolyCut blade and mowing line without changing the mowing head, spacer bracket. Battery charging time: 145 min / 210 min (80% / 100%)



Order number **4512 011 5700**

FSA 57

36 V • 2.7 kg^②




AK III

SYSTEM

AK 10

Very lightweight and easy-to-use cordless brushcutter for maintaining lawns and lawn edges in outdoor areas around your home. Cutting circle diameter of 280 mm, adjustable shaft length at the press of a button and handle adjustment without any tools required. Spacer for mowing around obstacles such as trees and shrubs. Soft handle with an optimised usage concept. AutoCut C 3-2 nylon mowing head that can be refilled from the outside with no tools needed. Alternatively, the PolyCut 3-2 mowing head with plastic blades is available as an accessory.



FSA 57 excluding battery and charger

Order number **4522 011 5730**

FSA 57 set with AK 10 and AL 101

Order number **4522 011 5740**

FSA 57 set with 2 × AK 10 and AL 101

Order number **4522 200 0006**



**SUITABLE BATTERIES
AND OTHER ACCESSORIES**

SEE FROM **PAGE 12**



FSA 60 R

36 V • 3.1 kg^①



Cordless brushcutter in a contemporary design for lawn and lawn edge maintenance. Cutting circle diameter 350 mm. Ergonomic control handle with infinitely variable speed control, loop handle, sturdy aluminium shaft. Spacer bracket for mowing around obstacles such as trees and shrubs. With C 6-2 AutoCut mowing head. Alternatively, the PolyCut 6-2 mowing head with plastic blades is available as an accessory.



ACCESSORIES:

HARNESS



See page 222

FSA 60 R excluding battery and charger
Order number **FA04 011 5700**

FSA 60 R set with AK 20 and AL 101
Order number **FA04 011 5740**

FSA 60 R set with 2 × AK 20 and AL 101
Order number **FA04 200 0002**

FSA 86 R

36 V • 3.2 kg^①



Powerful cordless brushcutter in a contemporary design for mowing up to the edge of obstacles, as well as around trees and bushes. Cutting circle diameter 350 mm. Ergonomic control handle with infinitely variable speed control, loop handle, sturdy aluminium shaft, spacer bracket. With AutoCut C 6-2 mowing head. Alternatively, the PolyCut 6-2 mowing head with plastic blades is available as an accessory.



ACCESSORIES:

HARNESS



See page 222

FSA 86 R excluding battery and charger
Order number **FA05 011 570**

FSA 90

36 V • 3.2 kg^②



Cordless brushcutter for working on large areas of tough grass. Cutting circle diameter 260 mm with grass-cutting blade, max. cutting circle diameter 380 mm with line tool. Bike handle, control handle with STIHL ECOSPEED partial load function, double shoulder harness.



FSA 90 excluding battery and charger
Order number **4863 200 0003**

Additional versions: FSA 90 R see table on page 228

FSA 130

36 V • 4.5 kg^②



Powerful and lightweight cordless brushcutter for working on large areas of tough grass. Cutting circle diameter 260 mm with grass-cutting blade, max. cutting circle diameter 420 mm with line tool. Three adjustable power levels, bike handle. Battery operation with the aid of the AP holster and connecting cable in conjunction with a carrying system and the support cushion set, or with an AR battery and the support cushion set (see page 53).



FSA 130 excluding battery and charger
Order number **4867 200 0001**

Additional versions: FSA 130 R see table on page 228

R = Loop handle

① Weight excluding battery, including cutting tool and guard
② Weight excluding battery, cutting tool and guard
③ Weight excluding battery, including blade and guard

④ Explanation of symbols on page 472
⑤ Explanation of quality marks on page 483



FSA 135

36 V • 4.9 kg^②



Robust and powerful cordless brushcutter with an AP battery slot in the power tool. For mowing grass and scrub in noise-sensitive settings. Cutting circle diameter 260 mm with grass-cutting blade, max. cutting circle diameter 420 mm with line tool. Ergonomic control handle with three-level speed preselection and LED display as well as infinitely variable speed control, bike handle, double shoulder harness, air filter for long service life. Versatile use due to wide range of STIHL cutting tools.

FSA 135 excluding battery and charger
Order number **FA01 200 0001**

Additional versions: FSA 135 R see table on page 228



NEW

RGA 140

36 V • 6.4 kg^②



Powerful cordless rotary cutting head for professional mechanical weed removal. AP battery slot inside tool, ergonomic control handle with three-level speed preselection and LED display as well as infinitely variable speed control, bike handle, double shoulder harness, air filter for long service life. The sturdy rotary cutting head allows for effective, low-spin weed and grass removal on various surfaces such as gravel or paving.

RGA 140 excluding battery and charger
Order number **FA02 200 0006**



ELECTRIC BRUSHCUTTERS

- Light and comfortable handling
- For use in the garden and areas close to your home
- For use in noise-sensitive residential areas and around hospitals, cemeteries, schools, etc.
- Especially well-suited to mowing around stones, plants, flower pots and lawn edges



FSE 31

230 V • 245 W • 2.2 kg[Ⓞ]

For trimming and clearing jobs. Round handle, tool-free handle adjustment, pivoting mowing head.




Order number **4815 011 4100**

FSE 52

230 V • 500 W • 2.2 kg[Ⓞ]

For trimming and clearing jobs in the garden. Telescopic, round handle, tool-free handle adjustment, spacer bracket, angle-adjustable gearhead.



Order number **4816 011 4100**

FSE 60

230 V • 540 W • 3.9 kg[Ⓞ]

For trimming, clearing and small mowing jobs. Round handle, automatic readjustment of mowing line when the mowing head is tapped on the ground.



Order number **4809 011 4122**

FSE 71

230 V • 540 W • 4.0 kg[Ⓢ]

For trimming, clearing and small mowing jobs. Soft handle, round handle, overload protection, automatic readjustment of mowing line when the mowing head is tapped on the ground.




Order number **4809 011 4123**


FSE 81

230 V • 1,000 W • 4.7 kg[Ⓢ]

Ideal for mowing smaller areas of uncontrolled growth. Soft handle, round handle, electronic overload protection, support wheel, mowing line automatically readjusts when the mowing head is tapped on the ground.



Order number **4809 011 4124**



PETROL BACKPACK BRUSHCUTTERS

- For efficient and flexible mowing on steep embankments and slopes
- Ideal for vineyards, orchards and mountain meadows
- Comfortable carrying system
- Flexible shaft



FR 3001

30.5 cm³ • 0.81 kW / 1.1 hp • 9.4 kg[Ⓞ]

For mowing work in areas that are difficult to access. Great for mowing tasks, with metal tools and a nylon mowing head. Multi-function handle, loop handle, padded carrying system.

Order number **4145 011 3301**



FR 230

36.3 cm³ • 1.48 kW / 2.0 hp • 10.2 kg[Ⓞ]

For mowing work in areas that are difficult to access. Great for mowing tasks, with metal tools and a nylon mowing head. Multi-function handle, loop handle, padded carrying system.

Order number **4151 200 0009**

**NEW VERSION****FR 230**40.2 cm³ • 1.55 kW / 2.1 hp • 10.1 kg[Ⓢ]

For mowing work in areas that are difficult to access. Great for mowing tasks, with metal tools and a nylon mowing head. Multi-function handle, loop handle, padded carrying system. New with cruise control function for very comfortable working.

Order number **4151 200 0042****FR 220**35.2 cm³ • 1.7 kW / 2.3 hp • 10.7 kg[Ⓢ]

For effortless work on slopes. Great for various mowing tasks, with metal tools and a nylon mowing head. Multi-function handle, loop handle, padded carrying system.

Order number **4119 200 0062****FR 131 T**36.3 cm³ • 1.4 kW / 1.9 hp • 9.6 kg[Ⓢ]

An all-purpose tool for mowing work in areas that are difficult to access. Simplified start-up sequence for effortless starting, split shaft for space-saving transport, multi-function handle, loop handle. STIHL 4-MIX[®] engine with enlarged tank for longer battery life, stop button. Can be combined with HL-KM, HT-KM, FH-KM, BG-KM, BF-KM, FCB-KM and FCS-KM.

Order number **4180 200 0598****PROFESSIONAL TIP**

Did you know? The FR 131 T backpack brushcutter is perfect for more than just mowing work. When combined with the HL-KM, HT-KM, FH-KM, BF-KM, and FCB-KM KombiTools, this tool can also be used for trimming hedges, as a pole pruner, for cutting scrub, ground cultivation, edge trimming, and as a blower. More detailed information on combination options is provided in the KombiSystem and MultiSystem chapter from page 136.





FR 235

36.3 cm³ • 1.55 kW / 2.1 hp • 10.3 kg[Ⓞ]

Impressive mowing performance. Mowing and clearing grass and scrub. Sturdy, and equipped with the familiar power take-off. STIHL 1-point anti-vibration system, automatic decompression, STIHL 2-MIX engine, multi-function handle, loop handle.

Order number **4151 200 0016**



FR 450

44.3 cm³ • 2.1 kW / 2.9 hp • 10.8 kg[Ⓞ]

Excellent for mowing sloping ground and difficult terrain. STIHL anti-vibration system, STIHL ElastoStart, multi-function handle, loop handle, very high output and low weight.

Order number **4128 207 0011**



FR 410 C-E

41.6 cm³ • 2.0 kW / 2.7 hp • 10.8 kg[Ⓞ]

For mowing jobs in areas that are difficult to access. STIHL ErgoStart, STIHL anti-vibration system, multi-function handle, loop handle, STIHL 2-MIX engine, stop button, tool bag.

Order number **4147 200 0362**



FR 460 TC-EM

45.6 cm³ • 2.2 kW / 3.0 hp • 10.9 kg[Ⓞ]

For mowing jobs that require moving from place to place over large and hard-to-access areas. STIHL anti-vibration system, STIHL ErgoStart, multi-function handle, loop handle, STIHL 2-MIX engine, STIHL M-Tronic, stop button, tool bag, split shaft.

Order number **4147 200 0364**



START THE TOOL WITH
THE PUSH OF A BUTTON



FR 460 TC-EFM

45.6 cm³ • 2.2 kW / 3.0 hp • 11.5 kg[Ⓢ]



Fitted with STIHL ElectroStart as standard to enable comfortable restart of the tool without taking it off your back, just by pressing a button. Additional pull starter with STIHL ErgoStart for starting at temperatures below 0°C. STIHL anti-vibration system, multi-function handle, loop handle, STIHL 2-MIX engine, STIHL M-Tronic, stop button, tool bag, detachable shaft.

Order number **4147 200 0372**

START THE TOOL WITH
THE PUSH OF A BUTTON



FR 480 C-F

48.7 cm³ • 2.2 kW / 3.0 hp • 11.8 kg[Ⓢ]

For mowing jobs that require moving from place to place over large and hard-to-access areas. STIHL anti-vibration system, STIHL ElectroStart, multi-function handle, loop handle, charger included as standard.

Order number **4128 200 0135**

Additional versions: FR 480 see table on page 228



ACCESSORIES AND PARTS FOR GRASS TRIMMERS, BRUSHCUTTERS AND CLEARING SAWS

- Accessories for greater working comfort and improved protection
- Harnesses, hand guards, tool attachments, protective covers



NEW SERVICE KITS

You can perform simple maintenance tasks on your STIHL petrol-powered tool with the help of our Service Kits. Each kit includes a spark plug, fuel filter and paper or fleece air filter. With proactive, regular standard maintenance you can not only protect machine components against dirt and damage, but also maximise the service life of your power tool. The only implement you need to carry out maintenance is the combination socket tool supplied with your STIHL power tool.

Service Kit 20 for FS 160, FS 180, FS 220
Order number **4119 007 4100**

Service Kit 22 for HT 75 (machine number < 364897233), BG 75, FC 75, FC 85, FH 75, FR 85, FS 75, FS 80 (machine number < 364851143), FS 85 (machine number < 364859627), HL 75, KA 85 (machine number < 364875727), KM 85 (machine number < 364708793) and PC 75 (machine number < 364733648)
Order number **4137 007 4100**

Service Kit 23 for FS 80 (machine number < 364937398), FS 85 (machine number < 364969370), HT 75 (machine number < 365049661), KA 85 (machine number < 365049661), FR 85, FS 75, FS 80 (machine number < 364938518), KM 85 (machine number < 364940383), PC 70 and PC 75 (machine number < 366055274)
Order number **4137 007 4101**

Service Kit 24 for FS 38, FS 55
Order number **4140 007 4100**

Service Kit 26 for FS 40, FS 50, FS 56, FS 70, KM 56
Order number **4144 007 4100**

Service Kit 29 for FC 90, FC 95, FC 100, FC 110, FS 87, FS 90, FS 100, FS 110, FT 100, HL 90, HL 95, HL 100, HT 100, HT 101, KM 90, KM 100, KM 110
Order number **4180 007 4101**

Service Kit 30 for FS 89, FS 91, FS 111, HT 103, KM 91, KM 111
Order number **4180 007 4102**

Service Kit 31 for FS 131, FS 311, FR 131, HT 133, KM 131, BT 131
Order number **4180 007 4103**

Service Kit 41 for FR 410, FR 460, FR 480 C-E, FS 240, FS 260, FS 261, FS 360, FS 361, FS 410, FS 411, FS 460, FS 461
Order number **4147 007 4102**

Service Kit 44 for FS 490, FS 491, FS 510, FS 511, FS 560, FS 561
Order number **4148 007 4100**

Service Kit 47 for FS 38 (with STIHL 2-MIX engine), FS 55 (with STIHL 2-MIX engine)
Order number **4140 007 4103**

Service Kit 48 for FS 23, FS 24, FS 25, FS 26, FS 94, HL 91, HL 94
Order number **4149 007 4102**

TOOL BAG

For conveniently transporting tools. With two sections. Can be easily attached to the universal and forestry harnesses.



Order number **4147 881 5700**

BRACKET

Practical spacer bracket for use when mowing around trees and other objects.



For FSA 56 and FSE 52

Order number **4816 713 3400**

For FSA 65

Order number **4852 713 3400**

For FSA 85

Order number **4852 713 3401**

For FSA 90 R, FSA 90

Order number **4863 713 3400**

HAND GUARD FOR SHREDDING APPLICATIONS

Practical hand guard for FS 260, FS 261, FS 311, FS 360, FS 361, FS 410, FS 460, FS 461, FS 490, FS 491, FS 510, FS 560 and FS 561. Not suitable for K versions.



Order number **4147 790 9102**

RG ROTARY CUTTING HEAD



For effective removal of weeds and grass from various surfaces such as gravel and paved areas. Enables low-spin mowing, for example along roads and around traffic islands. Complete functionality in the attachment gearbox. Powerful cut, does not tend to become blocked with cuttings, easy and quick blade change. Suitable for FS 91, FS 94 C-E, FS 94 RC-E, FS 111, FS 131, FSA 130, FSA 130 R, FSA 135 and FSA 135 R.


Order number **4180 740 5101**

MAINTENANCE SET FOR RG

Includes two replacement blades and one rider plate.



Order number **4180 007 4100**



BASIC HARNESS

Included as standard with most STIHL brushcutters. For less tiring and safer work. For FS 38, FS 40, FS 50, HL and HT.



Order number **4130 710 9000**

HARNESS

For a high level of user comfort.

Includes clip-on fastening attachment, for FSA 60 R, FSA 65, FSA 85, FSA 86 R, FSA 90 R, HLA 56 and HLA 66

Order number **4852 007 1000**



Without fastening attachment, for FS 55 to FS 70

Order number **4119 710 9012**

CHEST BELT

For all universal harnesses in the ADVANCE range. Ensures the shoulder straps are securely positioned.



Order number **0000 790 7700**

DOUBLE SHOULDER HARNESS

With soft padding for improved comfort when working for prolonged periods. For FS 55 to FS 561, FSA 90, FSA 130, FSA 135 and RGA 140.



Order number **4119 710 9001**

UNIVERSAL HARNESSES

For strength-saving mowing and clearing. Ergonomic, comfortable, light, can be combined with the chest belt and tool bag.



ADVANCE

Standard size, for FS 50 to FS 561, FSA 90, FSA 130, FSA 135 and RGA 140

Order number **4147 710 9002**

XXL version for users > 1.80 m tall,

for FS 50 to FS 561, FSA 90, FSA 130, FSA 135 and RGA 140

Order number **4147 710 9004**



ADVANCE PLUS

With comfort carry hook for quickly attaching and removing the clearing saw.

For FS 50 to FS 561, FSA 90, FSA 130, FSA 135 and RGA 140

Order number **4147 710 9014**



ADVANCE PLUS bright orange

Highly visible. Perfectly complements protective clothing when mowing in hazardous areas, with comfort carry hook for quickly attaching and removing the clearing saw.

For FS 50 to FS 561, FSA 90, FSA 130, FSA 135 and RGA 140

Order number **0000 710 9000**



PAGE **383**

TRIPROTECT FS CLEARING SAW PROTECTIVE TROUSERS

Very comfortable protective trousers made of cotton and 18% stretch material with a triple protective function: impact protection, and thorn and water resistance.

FORESTRY HARNESES

The freely suspended leg protection allows for very easy movement. Ergonomic circular saw blades for forestry applications, very light, can be combined with the tool bag.



ADVANCE

Standard size, for FS 91 to FS 561
Order number **4147 710 9003**

XXL version for users > 1.90 m tall,
for FS 91 to FS 561

Order number **4147 710 9009**



ADVANCE PLUS

With a comfort carry hook for quickly
attaching and removing the clearing saw.
For FS 91 to FS 561

Order number **4147 710 9015**



ADVANCE X-TREEm

Offering outstanding ergonomic design,
specially developed for long periods of
forestry work using circular saws, and for
mowing applications. Highly comfortable
to wear due to the length-adjustable
back section and infinitely variable load
distribution between the shoulders and
hips. For FS 89 to FS 561, FSA 90, FSA 135
and RGA 140

Order number **0000 710 9001**

OUR STRAPS ARE SUITABLE FOR USERS
WITH THE FOLLOWING MEASUREMENTS:

STRAP MEASUREMENT CHART			
	Chest circumference (cm)	Waist circumference (cm)	Back length (cm)
DOUBLE SHOULDER HARNESS	99 - 145	-	-
UNIVERSAL HARNESES			
ADVANCE/ADVANCE PLUS/ADVANCE PLUS bright orange	99 - 140	95 - 144	56
ADVANCE XXL	99 - 150	95 - 155	63
FORESTRY HARNESES			
ADVANCE/ADVANCE PLUS	99 - 144	90 - 135	56
ADVANCE XXL	99 - 155	100 - 150	61
ADVANCE X-TREEm	99 - 155	95 - 160	52 - 64

SUPPORT CUSHION SET

Support cushion with strap adapter
for securing the support cushion
to the battery belt with harness, to
the AP carrying system or to the
AR L carrying system. For BGA 100,
KMA 130 R, KMA 135 R, FSA 130,
FSA 130 R, FSA 135, FSA 135 R and
RGA 140.



Order number **0000 007 1045**

SUPPORT CUSHION WITH COMFORT HOOK

For retrofitting to all FS harnesses in
the ADVANCE series without comfort
carry rings.



Order number **4147 740 2502**



FUELS AND LUBRICANTS, HAND TOOLS AND FORESTRY ACCESSORIES

SEE ON **PAGE 352**



	Order number	Displacement (cm ³)	Power output (kW / hp)	Weight ^① (kg)	Sound pressure level ^② (dB(A))	Sound power level ^③ (dB(A))	Vibration level left/right ^④ (m/s ²)	STIHL engine (2-MIX / 4-MIX [®])	Total length without cutting tool (cm)	Cutting circle diameter (mm)
PETROL GRASS TRIMMERS										
FS 38	4140 012 2353	27.2	0.65 / 0.9	4.2	94	108	8.0/8.0	2-MIX	147	380
FS 40	4144 011 2309	27.2	0.7 / 1.0	4.4	94	107	7.0/6.4	2-MIX	145	380
FS 50	4144 011 2314	27.2	0.8 / 1.1	4.4	93	108	6.0/5.7	2-MIX	145	420
FS 50 C-E	4144 011 2315	27.2	0.8 / 1.1	4.5	93	108	6.0/5.7	2-MIX	145	420
FS 55 R	4140 200 0529	27.2	0.75 / 1.0	4.4	95	108	8.5/8.5	2-MIX	170	420
FS 55	4140 200 0522	27.2	0.75 / 1.0	4.9	95	108	6.8/5.6	2-MIX	170	230
PETROL BRUSHCUTTERS FOR GARDEN MAINTENANCE										
FS 56 R	4144 200 0096	27.2	0.8 / 1.1	4.7	94	107	6.6/6.6	2-MIX	170	230
FS 56	4144 200 0036	27.2	0.8 / 1.1	5.1	94	107	5.5/5.5	2-MIX	170	230
FS 56 C-E	4144 200 0095	27.2	0.8 / 1.1	5.2	94	107	5.5/5.5	2-MIX	170	230
FS 70 RC-E	4144 200 0105	27.2	0.9 / 1.2	4.8	94	107	6.6/6.6	2-MIX	170	230
FS 70 C-E	4144 200 0076	27.2	0.9 / 1.2	5.4	94	107	6.6/6.6	2-MIX	170	230
FS 89	4180 200 0540	28.4	0.95 / 1.3	5.8	95	106	2.7/2.7	4-MIX [®]	180	230
FS 160	4119 200 0019	29.8	1.4 / 1.9	7.4	96	111	3.5/3.5	2-MIX	180	300
PETROL BRUSHCUTTERS FOR LANDSCAPE MAINTENANCE										
FS 91	4180 200 0547	28.4	0.95 / 1.3	5.8	95	106	3.2/2.5	4-MIX [®]	180	230
FS 94 RC-E	4149 200 0081	24.1	0.9 / 1.2	4.6	93	107	5.5/5.5	2-MIX	178	230
FS 94 C-E	4149 200 0076	24.1	0.9 / 1.2	4.9	93	107	4.3/3.5	2-MIX	178	230
FS 3001	NEW FB02 011 2300	25.4	0.75 / 1.0	5.5	-	-	-	-	-	305
FS 111	4180 200 0555	31.4	1.05 / 1.4	5.8	95	106	3.7/3.7	4-MIX [®]	180	230
FS 230	4151 200 0005	40.2	1.55 / 2.1	7.1	98	112	6.5/5.4	2-MIX	182	305
FS 230	4151 200 0041	40.2	1.55 / 2.1	7.1	-	-	-	-	182	305
FS 120	4134 200 0074	30.8	1.3 / 1.8	6.3	98	110	4.9/4.2	2-MIX	177	230
FS 120 R	4134 200 0411	30.8	1.3 / 1.8	6.0	98	110	8.0/9.0	2-MIX	177	420
FS 131	4180 200 0572	36.3	1.4 / 1.9	5.8	98	109	3.7/3.4	4-MIX [®]	180	230
FS 240 C-E	4147 200 0358	37.7	1.7 / 2.3	7.1	99	110	4.7/4.0	2-MIX	180	250
FS 220	4119 200 0016	35.2	1.7 / 2.3	7.7	98	111	3.5/3.7	2-MIX	185	305
FS 235	4151 200 0015	36.3	1.55 / 2.1	6.8	99	111	5.1/4.1	2-MIX	181	420
FS 250	4134 200 0090	40.2	1.6 / 2.2	6.3	98	110	5.9/3.0	-	177	230
FS 261 C-E	NEW 4147 200 0350	41.6	2.0 / 2.7	7.8	99	109	5.0/5.9	2-MIX	180	300
FS 280	4119 200 0067	38.9	1.9 / 2.6	7.9	100	112	3.1/2.6	2-MIX	185	300
FS 290	4119 200 0025	38.9	2.0 / 2.7	7.9	100	112	4.1/4.7	2-MIX	185	300
FS 300	4134 200 0410	30.8	1.3 / 1.8	7.3	97	111	3.0/2.5	2-MIX	177	300
FS 350	4134 200 0399	40.2	1.6 / 2.2	7.3	98	112	2.8/2.5	2-MIX	177	300

● Fitted as standard
○ Retrofittable (accessory)

C = Comfort version
E = STIHL ErgoStart
R = Loop handle

① Weight excluding fuel, cutting tool and guard
② K-factor according to Dir. 2006/42/EC = 2.0 dB(A) with standard tool
③ K-factor according to Dir. 2006/42/EC = 2 m/s² with standard tool
④ Not specified

Standard cutting tool	Tank volume (l)	Drive shaft in shaft	STIHL anti-vibration system	STIHL ErgoStart	Automatic decompression	Multi-function handle	Loop handle / bike handle / round handle	Tool-free handle adjustment	Mowing / shredding / sawing jobs	Basic harness	Harness	Double shoulder harness	ADVANCE / ADVANCE PLUS / ADVANCE PLUS bright orange universal harness	ADVANCE / ADVANCE PLUS / ADVANCE X-TREEEm forestry harness
										HARNESSES				
AutoCut C 6-2 mowing head	0.33	flexible	-	o	-	•	-/-/•	-	•/-/-	o	-	-	-/-/-	-/-/-
AutoCut C 6-2 mowing head	0.34	flexible	-	o	-	•	-/-/•	-	•/-/-	o	-	-	-/-/-	-/-/-
AutoCut C 6-2 mowing head	0.34	flexible	-	o	-	•	-/-/•	•	•/-/-	o	-	-	o/-/-	-/-/-
AutoCut C 6-2 mowing head	0.34	flexible	-	•	-	•	-/-/•	•	•/-/-	o	-	-	o/o/o	-/-/-
AutoCut C 6-2 mowing head	0.33	flexible	-	o	-	•	•/-/-	-	•/-/-	-	•	o	o/o/o	-/-/-
GrassCut 230-2 blade	0.33	flexible	-	o	-	•	-/•/-	-	•/-/-	-	•	o	o/o/o	-/-/-
										HARNESSES				
GrassCut 230-2 blade	0.34	flexible	-	o	-	•	•/-/-	-	•/-/-	-	•	o	o/o/o	-/-/-
GrassCut 230-2 blade	0.34	flexible	-	o	-	•	-/•/-	-	•/-/-	-	•	o	o/o/o	-/-/-
GrassCut 230-2 blade	0.34	flexible	-	•	-	•	•/-/-	-	•/-/-	-	•	o	o/o/o	-/-/-
GrassCut 230-2 blade	0.34	flexible	-	•	-	•	-/•/-	-	•/-/-	-	•	o	o/o/o	-/-/-
GrassCut 230-2 blade	0.71	flexible	1-point	-	•	•	-/•/-	-	•/-/-	-	o	•	o/o/o	-/-/o
BrushCut 300-3 brush knife	0.58	solid	1-point	-	-	•	-/•/-	-	•/-/-	-	o	o	o/o/o	o/o/o
										HARNESSES				
GrassCut 230-2 blade	0.71	solid	1-point	-	•	•	-/•/-	•	•/-/•	-	o	•	o/o/o	o/o/o
GrassCut 230-2 blade	0.54	solid	1-point	•	-	•	•/-/-	-	•/-/-	-	•	o	o/o/o	o/o/o
GrassCut 230-2 blade	0.54	solid	1-point	•	-	•	-/•/-	-	•/-/-	-	o	•	o/o/o	o/o/o
GrassCut 305-2 blade	0.75	solid	-	-	-	•	-/•/-	-	•/-/-	-	⊖	⊖	⊖	⊖
GrassCut 230-2 blade	0.71	solid	1-point	-	•	•	-/•/-	•	•/-/•	-	o	•	o/o/o	o/o/o
GrassCut 305-2 blade	0.81	solid	1-point	-	-	•	-/•/-	-	•/-/-	-	•	o	o/o/o	o/o/o
GrassCut 305-2 blade	0.81	solid	1-point	-	-	•	-/•/-	-	•/-/-	-	o	•	o/o/o	o/o/o
GrassCut 230-2 blade	0.64	solid	1-point	-	•	•	-/•/-	•	•/-/-	-	o	•	o/o/o	o/o/o
AutoCut 25-2 mowing head	0.64	solid	1-point	-	-	•	•/-/-	-	•/-/-	-	•	o	o/o/o	o/o/o
GrassCut 230-2 blade	0.71	solid	1-point	-	•	•	-/•/-	•	•/-/•	-	-	•	o/o/o	o/o/o
BrushCut 250-3 brush knife	0.75	solid	1-point	•	-	•	-/•/-	•	•/-/•	-	-	•	o/o/o	o/o/o
BrushCut 305-2 brush knife	0.58	solid	1-point	-	-	•	-/•/-	-	•/-/-	-	o	o	o/o/o	o/o/o
AutoCut C 6-2 mowing head	0.81	solid	1-point	-	-	•	-/•/-	-	•/-/•	-	o	•	o/o/o	o/o/o
GrassCut 230-2 blade	0.64	solid	1-point	-	-	•	-/•/-	•	•/-/•	-	o	•	-/-/-	-/-/-
BrushCut 300-3 brush knife	0.75	solid	1-point	•	-	•	-/•/-	•	•/•/•	-	-	o	•/•/•	o/•/•
BrushCut 300-3 brush knife	0.58	solid	1-point	-	-	•	-/•/-	-	•/•/•	-	o	o	o/o/o	o/o/o
BrushCut 300-3 brush knife	0.58	solid	1-point	-	-	•	-/•/-	-	•/•/•	•	o	o	o/o/o	o/o/o
BrushCut 300-3 brush knife	0.64	solid	4-point	-	-	•	-/•/-	•	•/•/•	-	o	•	o/o/o	o/o/o
BrushCut 300-3 brush knife	0.64	solid	4-point	-	-	•	-/•/-	•	•/•/•	-	o	•	o/o/o	o/o/o




	Order number	Displacement (cm ³)	Power output (kW / hp)	Weight [Ⓞ] (kg)	Sound pressure level [Ⓞ] (dB(A))	Sound power level [Ⓞ] (dB(A))	Vibration level left/right [Ⓞ] (m/s ²)	STIHL engine (2-MIX / 4-MIX [®])	Total length without cutting tool (cm)	Cutting circle diameter (mm)
PETROL BRUSHCUTTERS FOR LANDSCAPE MAINTENANCE										
FS 380	4134 200 0408	40.2	2.0/2.7	7.3	101	112	2.8/2.5	-	177	300
FS 450	4128 200 0172	44.3	2.1/2.9	8.0	101	100	1.8/1.6	-	177	300
CLEARING SAWS										
FS 311	4180 200 0595	36.3	1.4/1.9	7.2	98	110	2.9/2.9	4-MIX [®]	180	300
FS 361 C-EM	NEW 4147 200 0366	37.7	1.7/2.3	8.6	100	110	2.6/2.7	2-MIX	179	300
FS 410 C-EM K Saw	4147 200 0383	41.6	2.0/2.7	8.4	100	112	2.4/2.0	2-MIX	167	225
FS 411 C-EM	NEW 4147 200 0367	41.6	2.0/2.7	8.7	99	109	2.6/2.4	2-MIX	179	300
FS 411 C-EM L	NEW 4147 200 0413	41.6	2.0/2.7	8.8	99	109	2.6/2.4	2-MIX	185	300
FS 460 C-EM	4147 200 0227	45.6	2.2/3.0	8.5	100	113	1.9/1.6	2-MIX	179	300
FS 460 C-EM L	4147 200 0100	45.6	2.2/3.0	8.6	100	113	1.9/1.6	2-MIX	185	300
FS 461 C-EM	NEW 4147 200 0353	45.6	2.2/3.0	8.7	101	110	2.4/2.3	2-MIX	179	300
FS 490 C-EM L	4148 200 0040	51.6	2.4/3.3	9.4	102	116	2.8/2.8	2-MIX	185	300
FS 490 C-EM K Saw	4148 200 0157	51.6	2.4/3.3	9.2	102	115	2.8/2.8	2-MIX	168	225
FS 490 C-EM KW Saw	4148 200 0158	51.6	2.4/3.3	9.4	102	116	2.8/2.8	2-MIX	168	225
FS 491 C-EM	NEW 4148 200 0149	51.6	2.4/3.3	9.3	101	112	2.8/2.8	2-MIX	179	300
FS 491 C-EM L	NEW 4148 200 0185	51.6	2.4/3.3	9.4	101	112	2.8/2.8	2-MIX	179	300
FS 511 C-EM	NEW 4148 200 0173	51.6	2.4/3.3	10.2	101	114	3.0/3.0	2-MIX	176	350
FS 561 C-EM	NEW 4148 200 0177	57.1	2.8/3.8	10.2	102	115	3.3/3.3	2-MIX	176	350
FS 561 C-EM Saw	NEW 4148 200 0144	57.1	2.8/3.8	10.2	102	115	3.3/3.3	2-MIX	176	250



● Fitted as standard C = Comfort version K = Short shaft M = STIHL M-Tronic
 ○ Retrofittable (accessory) E = STIHL ErgoStart L = Long shaft W = Electrically heated handles

Standard cutting tool	Tank volume (l)	Drive shaft in shaft	STIHL anti-vibration system	STIHL ErgoStart	STIHL M-Tronic	Automatic decompression	Multi-function handle	Loop handle / bike handle / round handle	Tool-free handle adjustment	Mowing / shredding / sawing jobs	Harness	Double shoulder harness	ADVANCE / ADVANCE PLUS / ADVANCE PLUS bright orange universal harness	ADVANCE / ADVANCE PLUS / ADVANCE X-TREEm forestry harness
HARNESSES														
BrushCut 300-3 brush knife	0.64	solid	4-point	-	-	-	●	-/●/-	●	●/○/○	○	●	○/○/○	○/○/○
BrushCut 300-3 brush knife	0.67	solid	4-point	-	-	●	●	-/●/-	●	●/○/○	○	●	○/○/○	○/○/○
HARNESSES														
BrushCut 300-3 brush knife	0.71	solid	4-point	-	-	●	●	-/●/-	●	●/○/○	-	○	○/●/○	○/○/○
BrushCut 300-3 brush knife	0.75	solid	4-point	●	●	-	●	-/●/-	●	●/○/○	-	○	○/●/○	○/○/○
WoodCut 225-24 saw blade	0.75	solid	4-point	●	●	-	●	-/●/-	●	-/-/●	-	○	○/○/○	○/○/●
BrushCut 300-3 brush knife	0.75	solid	4-point	●	●	-	●	-/●/-	●	●/○/○	-	○	○/●/○	○/○/○
BrushCut 300-3 brush knife	0.75	solid	4-point	●	●	-	●	-/●/-	●	●/○/○	-	○	○/●/○	○/○/○
BrushCut 300-3 brush knife	0.75	solid	4-point	●	●	-	●	-/●/-	●	●/○/○	-	○	○/○/●	○/○/○
BrushCut 300-3 brush knife	0.75	solid	4-point	●	●	-	●	-/●/-	●	●/○/○	-	○	○/●/○	○/○/○
BrushCut 300-3 brush knife	0.75	solid	4-point	●	●	-	●	-/●/-	●	●/○/○	-	○	○/●/○	○/○/○
BrushCut 300-3 brush knife	0.99	solid	4-point	●	●	-	●	-/●/-	●	●/○/○	-	○	○/●/○	○/○/○
WoodCut 225-24 saw blade	0.99	solid	4-point	●	●	-	●	-/●/-	●	-/-/●	-	○	○/○/○	○/○/●
WoodCut 225-24 saw blade	0.99	solid	4-point	●	●	-	●	-/●/-	●	-/-/●	-	○	○/○/○	○/○/●
BrushCut 300-3 brush knife	0.99	solid	4-point	●	●	-	●	-/●/-	●	●/○/○	-	○	○/●/○	○/○/○
BrushCut 300-3 brush knife	0.99	solid	4-point	●	●	-	●	-/●/-	●	●/○/○	-	○	○/●/○	○/○/○
Brush knife 350-3	0.99	starr	4-Punkt	●	●	-	●	-/●/-	●	●/○/○	-	○	○/○/○	●/○/○
Brush knife 350-3	0.99	solid	4-point	●	●	-	●	-/●/-	●	●/○/○	-	○	○/●/○	○/○/○
WoodCut 250-26 saw blade	0.99	solid	4-point	●	●	-	●	-/●/-	●	○/○/●	-	○	○/●/○	○/○/○



⊙ Weight excluding fuel, cutting tool and guard
 ⊙ K-factor according to Dir. 2006/42/EC = 2.0 dB(A) with standard tool
 ⊙ K-factor according to Dir. 2006/42/EC = 2 m/s² with standard tool



	Order number	Displacement (cm ³)	Power output (kW/hp)	Rated voltage (V)	Power consumption (W)	Weight (kg)	Sound pressure level ^① (dB(A))	Sound power level ^② (dB(A))	Vibration level left/right ^③ (m/s ²)	STIHL engine (2-MIX/4-MIX®)/ cordless system	Total length without cutting tool (cm)	Cutting circle diameter (mm)
CORDLESS BRUSHCUTTERS												
FSA 45 ^④	4512 011 5700	-	-	18	-	2.3 ^④	77	87	1.7/4.9	-	110	≤ 250
FSA 57 ^④	4522 011 5730	-	-	36	-	2.7 ^④	74	89	4.0/4.0	AK-System	149	280
FSA 57 set ^④ with AK 10 + AL 101	4522 011 5740	-	-	36	-	3.5 ^④	74	89	4.0/4.0	AK-System	149	280
FSA 57 set ^④ with 2 × AK 10 + AL 101	4522 200 0006	-	-	36	-	3.5 ^④	74	89	4.0/4.0	AK-System	149	280
FSA 60 R ^④	FA04 011 5700	-	-	36	-	3.1 ^④	77	91	3.7/2.0	AK-System	168	350
FSA 60 R set ^④ with AK 20 + AL 101	FA04 011 5740	-	-	36	-	4.3 ^④	77	91	3.7/2.0	AK-System	168	350
FSA 60 R set ^④ with 2 × AK 20 + AL 101	FA04 200 0002	-	-	36	-	4.3 ^④	77	91	3.7/2.0	AK-System	168	350
FSA 86 R ^④	FA05 011 5700	-	-	36	-	3.2 ^④	77	91	3.7/2.0	AP-System	173	350
FSA 90 R ^④	4863 200 0028	-	-	36	-	2.8 ^④	83	92	4.8/3.5	AP-System	177	380
FSA 90 ^④	4863 200 0003	-	-	36	-	3.2 ^④	73	84	3.5/3.5	AP-System	177	260
FSA 130 R ^④	4867 200 0002	-	-	36	-	3.9 ^④	83	94	3.5/3.3	AP-System	175	420
FSA 130 ^④	4867 200 0001	-	-	36	-	4.5 ^④	82	94	1.9/1.1	AP-System	175	260
FSA 135 R ^④	FA01 200 0003	-	-	36	-	4.3 ^④	80	92	3.7/1.8	AP-System	183	420
FSA 135 ^④	FA01 200 0001	-	-	36	-	4.9 ^④	81	94	2.1/1.8	AP-System	183	260
RGA 140 ^④	NEW FA02 200 0006	-	-	36	-	6.4 ^④	81	95	2.3/2.4	AP-System	183	23
ELECTRIC BRUSHCUTTERS												
FSE 31	4815 011 4100	-	-	230	245	2.2 ^④	82	92	1.2/1.8	-	110	245
FSE 52	4816 011 4100	-	-	220 – 240	500	2.2 ^④	82	94	3.0/4.5	-	131	300
FSE 60	4809 011 4122	-	-	230	540	3.9 ^④	83	94	3.9/3.6	-	153	350
FSE 71	4809 011 4123	-	-	230	540	4.0 ^④	82	93	3.3/2.9	-	153	350
FSE 81	4809 011 4124	-	-	230	1,000	4.7 ^④	83	93	2.9/2.2	-	153	350
PETROL BACKPACK BRUSHCUTTERS												
FR 3001	4145 011 3301	30.5	0.84/1.1	-	-	9.4 ^④	98	114	4.2/5.5	-	280	305
FR 230	4151 200 0009	36.3	1.48/2.0	-	-	10.2 ^④	101	110	4.2/5.5	2-MIX	272	305
FR 230	4151 200 0042	40.2	1.55/2.1	-	-	10.1 ^④	-	-	-	2-MIX	272	305
FR 131 T	4180 200 0598	36.3	1.4/1.9	-	-	9.6 ^④	97	110	2.2/2.2	4-MIX®	280	230
FR 220	4119 200 0062	35.2	1.7/2.3	-	-	10.7 ^④	98	114	3.7/4.0	2-MIX	280	230
FR 235	4151 200 0016	36.3	1.55/2.1	-	-	10.3 ^④	99	111	4.9/4.9	2-MIX	272	420
FR 410 C-E	4147 200 0362	41.6	2.0/2.7	-	-	10.8 ^④	99	113	2.0/2.0	2-MIX	280	420
FR 450	4128 207 0011	44.3	2.1/2.9	-	-	10.8 ^④	91	111	1.8/1.6	-	280	230
FR 460 TC-EM	4147 200 0364	45.6	2.2/3.0	-	-	10.9 ^④	99	113	2.0/2.0	2-MIX	280	420
FR 460 TC-EFM	4147 200 0372	45.6	2.2/3.0	-	-	11.5 ^④	99	112	2.0/2.0	2-MIX	280	420
FR 480 C-F	4128 200 0135	48.7	2.2/3.0	-	-	11.8 ^④	94	114	2.7/3.0	-	280	420
FR 480	4128 200 0133	48.7	2.2/3.0	-	-	10.9 ^④	94	114	2.7/3.0	-	280	420

- Fitted as standard
- Retrofittable (accessory)

C = Comfort version
E = STIHL ErgoStart
F = STIHL Electrostart
M = STIHL M-Tronic
R = Loop handle
T = Split shaft

- ① K-factor according to Dir. 2006/42/EC = 2.0 dB(A) with standard tool
- ② K-factor according to Dir. 2006/42/EC = 2 m/s² with standard tool
- ③ Fixed engine speed
- ④ Infinitely variable engine speed

Standard cutting tool	Tank volume (l)	Drive shaft in shaft	STIHL anti-vibration system	STIHL ErgoStart	STIHL ElectroStart	STIHL M-Tronic	Automatic decompression	Multi-function handle	Power lock	Loop handle / bike handle / round handle	Tool-free handle adjustment	Mowing / shredding / sawing jobs	Double shoulder harness ADVANCE / ADVANCE PLUS / ADVANCE PLUS bright orange universal harness ADVANCE / ADVANCE PLUS / ADVANCE X-TREEEm forestry harness Carrying system
HARNESSES													
PolyCut 2-2 mowing head	-	-	-	-	-	-	-	-	-	- / - / ●	●	● / - / -	-
AutoCut C 3-2 mowing head	-	-	-	-	-	-	-	-	-	- / - / ●	●	● / - / -	-
AutoCut C 3-2 mowing head	-	-	-	-	-	-	-	-	-	- / - / ●	●	● / - / -	-
AutoCut C 3-2 mowing head	-	-	-	-	-	-	-	-	-	- / - / ●	●	● / - / -	-
AutoCut C 6-2 mowing head	-	-	-	-	-	-	-	-	-	● / - / -	-	● / - / -	-
AutoCut C 6-2 mowing head	-	-	-	-	-	-	-	-	-	● / - / -	-	● / - / -	-
AutoCut C 6-2 mowing head	-	-	-	-	-	-	-	-	-	● / - / -	-	● / - / -	-
AutoCut C 6-2 mowing head	-	-	-	-	-	-	-	-	-	● / - / -	-	● / - / -	-
AutoCut 25-2 mowing head	-	-	-	-	-	-	-	-	-	● / - / -	-	● / - / -	-
GrassCut 260-2 blade	-	-	-	-	-	-	-	-	-	- / ● / -	●	● / - / -	●
AutoCut C 26-2 mowing head	-	solid	-	-	-	-	-	-	-	● / - / -	-	● / - / -	-
GrassCut 260-2 blade	-	solid	-	-	-	-	-	-	-	- / ● / -	●	● / - / ●	●
AutoCut C 26-2 mowing head	-	solid	-	-	-	-	-	-	-	● / - / -	-	● / - / -	-
GrassCut 260-2 blade	-	solid	-	-	-	-	-	-	-	- / ● / -	●	● / - / ●	●
Rotary scissors RG	-	solid	-	-	-	-	-	-	-	- / ● / -	●	● / - / -	●
HARNESSES													
Mowing head with line spool	-	-	-	-	-	-	-	-	-	- / - / ●	●	● / - / -	-
AutoCut C 3-2 mowing head	-	-	-	-	-	-	-	-	-	- / - / ●	●	● / - / -	-
AutoCut C 6-2 mowing head	-	flexible	-	-	-	-	-	-	-	- / - / ●	-	● / - / -	-
AutoCut C 6-2 mowing head	-	flexible	-	-	-	-	-	-	-	- / - / ●	-	● / - / -	-
AutoCut C 6-2 mowing head	-	flexible	-	-	-	-	-	-	-	- / - / ●	-	● / - / -	-
HARNESSES													
GrassCut 305-2 blade	1.20	solid	-	-	-	-	-	●	-	● / - / -	-	● / - / -	-
GrassCut 305-2 blade	0.81	solid	●	-	-	-	-	-	-	● / - / -	-	● / - / -	-
GrassCut 305-2 blade	0.81	solid	●	-	-	-	-	-	●	● / - / -	-	● / - / -	-
GrassCut 230-2 blade	0.71	solid	●	-	-	-	●	●	-	● / - / -	●	● / - / -	-
GrassCut 230-2 blade	0.58	solid	●	-	-	-	-	-	-	● / - / -	-	● / - / -	-
AutoCut 36-2 mowing head	0.81	solid	●	-	-	-	●	●	-	● / - / -	●	● / - / -	-
AutoCut 25-2 mowing head	0.75	solid	●	●	-	-	-	●	-	● / - / -	●	● / - / -	-
GrassCut 230-4	0.67	solid	●	-	-	-	-	●	-	● / - / -	●	● / - / -	-
AutoCut 36-2 mowing head	0.75	solid	●	●	-	●	-	●	-	● / - / -	●	● / - / -	-
AutoCut 36-2 mowing head	0.75	solid	●	●	●	●	-	●	-	● / - / -	●	● / - / -	-
GrassCut 230-4	0.67	solid	●	-	●	-	-	●	-	● / - / -	●	● / - / -	-
GrassCut 230-4	0.67	solid	●	-	-	-	-	●	-	● / - / -	●	● / - / -	-

Ⓢ Weight including battery
 Ⓣ Weight excluding battery, including cutting tool and guard
 Ⓡ Weight including battery, excluding charger
 Ⓜ Weight excluding battery, cutting tool and guard

Ⓢ Weight excluding battery, including cutting tool and guard
 Ⓣ Weight excluding fuel, cutting tool and guard
 Ⓡ Weight excluding cable, including cutting tool and guard



CUTTING TOOLS AND MOWING LINES

- Wide variety of cutting tools and mowing lines for different applications
- For everything from simple mowing jobs, through to maintaining young stands
- Mowing lines made from wear-resistant and long-lasting flexible material
- Mowing lines with different shapes, cross-sections and diameters



GRASS AND LIGHT VEGETATION



TrimCut mowing head

Two-line, for trimming and mowing grass. Line refill from the outside or by removing the spool. Manual readjustment of the line.



AutoCut mowing head

Two lines, for mowing and clearing work. Automatic extension of mowing lines by tapping the mowing head on the ground.



SuperCut mowing head

Two lines, for mowing and clearing work. Automatic adjustment of mowing lines for optimal cutting length.



DuroCut mowing head

Two or four lines, for mowing and thinning work, even on tough grass. Easy insertion of up to four lines.



PolyCut mowing head[®]

Universal cutting tool for trimming and working on large areas. With two or three movable plastic blades.



[®] Specially recommended for STIHL cordless brushcutters, for longer runtime per battery charge

HEAVY VEGETATION

REEDS AND BUSHES

BUSHES AND THIN TREES



ShredCut shredder blade
Steel double blade for thinning and shredding tough scrub and thorny hedges.



WoodCut circular saw blade, scratcher tooth
Special steel tool for mid- and high-performance brushcutters. For gnarled bushes and thin tree trunks.



WoodCut circular saw blade, chisel tooth
Special steel tool for mid- and high-performance brushcutters. For gnarled bushes, thin tree trunks, sawing and clearing work.



WoodCut circular saw blade, carbide
Highly robust special tool for use in dry, sandy areas and for cutting near ground level.

GrassCut grass-cutting blade

Made of steel. Available in versions with different numbers of blades and teeth, for mowing tough, dry grass and reeds.

BrushCut brush knife

Two or three cutters, made of steel, reversible. For thinning and removing tough grass, scrub and thorny hedges.



MOWING HEADS^①






	Order number	Mowing line diameter ^② (mm)	Recommended refill quantity (m)	Shape of the mowing lines	FS 38, FS 40, FS 50, FS 50 C-E, FSB-KM	FS 55 R, FS 56 R, FS 56, FS 56 C-E, FS 70 RC-E, FS 70 C-E	FS 55	FS 89, FS 91, FS 111, FS-KM	FS 94 RC-E, FS 94 C-E	FS 120, FS 120 R, FS 131, FS 235	FS 240 C-E	FS 260 C-E, FS 261 C-E	FS 311
TRIMCUT MOWING HEAD													
TRIMCUT C 32-2	4002 710 2198	2.4/2.7/3.0	1 × 8	○□⊗□◇	-	●	●	●	●	●	●	-	-
TRIMCUT C 42-2	4003 710 2122	2.4/2.7/3.0	1 × 8	○□⊗□◇	-	-	-	-	-	-	-	●	●
TRIMCUT C 52-2	4005 710 2117	2.4/2.7/3.0/3.3	1 × 8	○□⊗□◇	-	-	-	-	-	-	-	-	-
AUTOCUT MOWING HEAD													
LINE SPOOL	6421 710 4300	1.4	-	○	-	-	-	-	-	-	-	-	-
LINE SPOOL for Autocut 2-2	4008 710 4300	1.6	-	⊗	-	-	-	-	-	-	-	-	-
LINE SPOOL for Autocut 2-2	4008 710 4301	2.0	-	⊗	-	-	-	-	-	-	-	-	-
LINE SPOOL for Autocut C 3-2	4009 710 4304	1.6	-	⊗	-	-	-	-	-	-	-	-	-
LINE SPOOL for AutoCut C 3-2	4009 710 4305	2.0	-	⊗	-	-	-	-	-	-	-	-	-
AUTOCUT 2-2	4008 710 2100	1.6	-	⊗	-	-	-	-	-	-	-	-	-
AUTOCUT 2-2	4008 710 2103	2.0	-	⊗	-	-	-	-	-	-	-	-	-
AUTOCUT C 3-2	4009 710 2100	1.6	1 × 5	⊗	-	-	-	-	-	-	-	-	-
AUTOCUT C 3-2	4009 710 2106	2.0	1 × 5	⊗	-	-	-	-	-	-	-	-	-
AUTOCUT C 4-2	4006 710 2121	2.0	2 × 2.5	○⊗	-	-	-	-	-	-	-	-	-
AUTOCUT C 6-2	4006 710 2126	2.0/2.4	1 × 4	○□⊗□◇	●	-	-	-	-	-	-	-	-
AUTOCUT 25-2	4002 710 2108	2.4/2.7	2 × 3.5	○□⊗□◇	-	●	●	●	●	●	●	-	-
AUTOCUT C 26-2	4002 710 2169	2.4/2.7	1 × 7	○□⊗□◇	-	●	●	●	●	●	●	-	-
AUTOCUT 36-2	4002 710 2170	2.4/2.7/3.0/3.3	2 × 4	○□⊗□◇	-	-	-	●	-	●	●	-	-
AUTOCUT 46-2	4003 710 2115	2.4/2.7/3.0/3.3	2 × 4	○□⊗□◇	-	-	-	-	-	-	-	●	●
AUTOCUT 56-2	4005 710 2107	2.4/2.7/3.0/3.3	2 × 4	○□⊗□◇	-	-	-	-	-	-	-	-	-
SUPERCUT MOWING HEAD													
SUPERCUT 20-2	4002 710 2162	2.4	2 × 3	○□⊗	-	●	●	●	●	●	●	-	-
SUPERCUT 40-2	4003 710 2140	2.4	1 × 7.5	○□⊗	-	-	-	-	-	-	-	●	●
POLYCUT MOWING HEAD													
POLYCUT 2-2^③	4008 710 2102	1.4/1.6	2 × 0.15	○⊗	-	-	-	-	-	-	-	-	-
POLYCUT 3-2^③	4009 710 2104	1.4/1.6	2 × 0.15	○⊗	-	-	-	-	-	-	-	-	-
POLYCUT 6-2^③	4006 710 2134	2.0/2.4	2 × 0.2	○□⊗□◇	●	-	-	-	-	-	-	-	-
POLYCUT 28-2^③	NEW 4002 820 2300	2.4/2.7	1 × 0.4	○□⊗□◇	-	●	-	●	●	●	●	-	-
POLYCUT 48-2^③	NEW 4003 710 2126	2.4/2.7	1 × 0.4	○□⊗□◇	-	-	-	-	-	-	-	-	●
DUROCUT MOWING HEAD													
DUROCUT 5-2^③	4006 710 2131	1.6/2.0/2.4/L	2 × 0.2	○□⊗□◇	●	-	-	-	-	-	-	-	-
DUROCUT 20-2^③	4002 710 2182	2.0/2.4/2.7/L/XL	2 × 0.2	○□⊗□◇	-	●	●	●	●	●	●	-	-
DUROCUT 40-4^③	4005 710 2114	2.7/3.0/3.3/4.0/XL/XXL	4 × 0.25	○□⊗□◇	-	-	-	-	-	-	-	●	●


- Recommended
- Can be combined
- Not approved



- ① Only approved with guard
- ② Numbers in bold type indicate the diameter of the line with which the mowing head is equipped when first supplied
- ③ Can be equipped with cut-to-length mowing lines as an alternative

MOWING LINES

1.4 mm 1.6 mm 2.0 mm 2.4 mm 2.7 mm 3.0 mm 3.3 mm 4.0 mm

OVERVIEW OF MOWING LINE COLOURS, THICKNESSES AND USE								
	ROUND MOWING LINE Can be universally used for trimming and mowing work	●	●	●	●	●	●	●
	ROUND AND QUIET MOWING LINE Use with electric and battery-driven brushcutters for reduced noise output	-	◐	◐	◐	◐	-	◐
	SQUARE MOWING LINE For effectively cutting thick, woody grass and weeds	-	-	-	■	■	■	-
	PENTAGONAL MOWING LINES Universal use, with high cutting performance	-	-	-	⬠	⬠	⬠	-
	CF3 PRO HIGH-TECH MOWING LINE Made from three different plastics for flexibility, durability, and high cutting performance.	-	-	-	▨	▨	▨	▨

	Order number	Diameter (mm)	Roll length (m)
	ROUND MOWING LINE [Ⓞ]		
	●	0000 930 2284	1.4 16.0
	●	0000 930 2334	1.6 19.0
	●	0000 930 3638 [Ⓜ]	1.6 100.0
	●	0000 930 2335	2.0 14.0
	●	0000 930 2336	2.0 60.0
	●	0000 930 2337	2.0 119.0
	●	0000 930 2338	2.4 14.0
	●	0000 930 2339	2.4 41.0
	●	0000 930 2340	2.4 83.0
	●	0000 930 2246	2.4 253.0
	●	0000 930 2341	2.7 9.0
	●	0000 930 2343	2.7 65.0
	●	0000 930 2227	2.7 208.0
	●	0000 930 2542	3.0 162.0
	●	0000 930 2543	3.0 271.0
	●	0000 930 2569	3.3 573.0
	●	0000 930 3607	4.0 27.0 [Ⓜ]
●	0000 930 3603	4.0 87.0 [Ⓜ]	

	Order number	Diameter (mm)	Roll length (m)
	ROUND AND QUIET MOWING LINE [Ⓞ]		
	◐	0000 930 2415	1.6 19.0
	◐	0000 930 2416	2.0 14.0
	◐	0000 930 2418	2.0 60.0
	◐	0000 930 2419	2.4 14.0
	◐	0000 930 2421	2.4 83.0
	◐	0000 930 2535	2.4 253.0
	◐	0000 930 2422	2.7 9.0
	◐	0000 930 2423	2.7 65.0
	◐	0000 930 2414	2.7 208.0
◐	0000 930 3708	4.0 27.0 [Ⓜ]	
	SQUARE MOWING LINE [Ⓞ]		
	■	0000 930 2640	2.4 41.0
	■	0000 930 2641	2.4 83.0
	■	0000 930 2612	2.4 253.0
	■	0000 930 2613	2.4 420.0
	■	0000 930 2642	2.7 32.0
	■	0000 930 2643	2.7 65.0
	■	0000 930 2616	2.7 208.0
	■	0000 930 2617	2.7 347.0

Ⓞ Rollers
Ⓜ For DuroCut
Ⓝ NEW

PLASTIC BLADE SETS

For PolyCut 2-2 and 3-2,
eight plastic blades.



Order number **4008 007 1000**

For PolyCut 6-2, 28-2 and 48-2,
twelve plastic blades.



Order number **4002 007 1000**

For PolyCut 6-3, 7-3, 20-3, 41-3,
twelve plastic blades.



Order number **4111 007 1001**

LINE PIECES

48 line pieces per packet.



For DuroCut 5-2 and 20-2, size L, 2 mm, serrated
Order number **0000 930 3503**

For DuroCut 20-2 and 40-4, size XL, 3 mm, serrated
Order number **0000 930 3504**

For DuroCut 40-4, size XXL, 4 mm, serrated
Order number **0000 930 3505**

For DuroCut 40-4, size XXL, 4 mm, round (not pictured)
Order number **0000 930 3605**

Order number

Diameter (mm)

Roll length (m)





SQUARE MOWING LINE[®]



	0000 930 2644	3.0	53.0
	0000 930 2619	3.0	162.0
	0000 930 2620	3.0	271.0
	0000 930 2645	3.3	38.0
	0000 930 2622	3.3	137.0
	0000 930 2623	3.3	228.0

PENTAGONAL MOWING LINES[®]



	0000 930 3340	2.4	48.0
	0000 930 3341	2.4	97.0
	0000 930 3339	2.4	291.0
	0000 930 3343	2.7	77.0
	0000 930 3303	2.7	215.0
	0000 930 3344	3.0	58.0
	0000 930 3305	3.0	203.0
	0000 930 3306	3.0	339.0


















Order number

Diameter (mm)

Roll length (m)

CF3 PRO HIGH-TECH CRUCIFORM MOWING LINE[®]



	0000 930 4318	2.0	45.0
	0000 930 4319	2.0	91.0
	0000 930 4300	2.4	35.0
	0000 930 4303	2.4	70.0
	0000 930 4313	2.4	212.0
	0000 930 4320	2.4	345.0
	0000 930 4301	2.7	26.0
	0000 930 4304	2.7	53.0
	0000 930 4314	2.7	172.0
	0000 930 4321	2.7	280.0
	0000 930 4302	3.0	21.0
	0000 930 4305	3.0	43.0
	0000 930 4315	3.0	134.0
	0000 930 4322	3.0	215.0
	0000 930 4311	3.3	34.0
	0000 930 4316	3.3	113.0
	0000 930 4323	3.3	180.0



METAL CUTTING TOOLS

	Order number	Connection diameter (mm)	FS 55 R, FS 56 R, FS 56, FS 56 C-E, FS 70 RC-E, FS 70 C-E	FS 80, FS 85, FS 89, FS 91, FS 111, FS 131, FSA 130, FSA 135	FSA 130 R, FSA 135 R, FS-KM	FS 94 RC-E, FS 94 C-E, FSA 90 R	FSA 90	FS 240 C-E	FS 260 C-E, FS 261 C-E	FS 311
GRASSCUT GRASS-CUTTING BLADE[Ⓢ]										
230 mm (2 F)	4001 713 3805	25.4	•	•	•	•	•	•	-	-
260 mm (2 F)	4001 713 3812	25.4	-	•	•	•	•	•	-	-
230 mm (4 F)	4001 713 3801	25.4	•	•	•	•	•	•	-	-
230 mm (4 F)	4000 713 3801	20.0	-	-	-	-	-	-	•	•
230 mm (8 Z)	4001 713 3803	25.4	•	•	•	•	•	•	-	-
255 mm (8 Z)	4000 713 3802	20.0	-	-	-	-	-	-	•	•
250 mm (32 Z) [Ⓢ]	4001 713 3813	25.4	-	•	•	-	-	•	-	-
250 mm (32 Z) [Ⓢ]	4000 713 3812	20.0	-	-	-	-	-	-	•	•
250 mm (40 Z) [Ⓢ]	4001 713 3806	25.4	-	-	-	•	-	•	-	-
250 mm (40 Z) [Ⓢ]	4000 713 3806	20.0	-	-	-	-	-	-	•	•
BRUSHCUT BRUSH KNIFE[Ⓢ]										
250 mm (3 F)	4112 713 4100	25.4	-	•	•	-	-	•	-	-
300 mm (3 F)	4119 713 4100	20.0	-	-	-	-	-	-	•	•
305 mm "Special" (2 F) [Ⓢ]	4000 713 4103	20.0	-	-	-	-	-	-	•	•
350 mm (3 F)	4110 713 4100	20.0	-	-	-	-	-	-	-	-
350 mm "Special" (3 F) [Ⓢ]	4000 713 4100	20.0	-	-	-	-	-	-	-	-
SHREDCUT SHREDDER BLADE^{ⓈⓈ}										
270 mm (2 F)	4000 713 3903	20.0	-	-	-	-	-	-	•	•
320 mm (2 F)	4000 713 3902	20.0	-	-	-	-	-	-	-	-
WOODCUT CIRCULAR SAW BLADE, SCRATCHER TOOTH^{ⓈⓈ}										
200 mm (80 Z)	4112 713 4201	25.4	-	-	-	-	-	•	-	-
200 mm (44 Z)	4000 713 4200	20.0	-	-	-	-	-	-	•	•
225 mm (48 Z)	4000 713 4205	20.0	-	-	-	-	-	-	•	-
WOODCUT CIRCULAR SAW BLADE, CHISEL TOOTH^{ⓈⓈ}										
200 mm (22 Z)	4112 713 4203	25.4	-	•	-	-	-	•	-	-
200 mm (22 Z)	4119 713 4200	20.0	-	-	-	-	-	-	•	•
225 mm (24 Z)	4000 713 4201	20.0	-	-	-	-	-	-	•	•
200 mm (22 Z) HP [Ⓢ]	4001 713 4203	25.4	-	•	-	-	-	•	-	-
200 mm (22 Z) HP [Ⓢ]	4000 713 4203	20.0	-	-	-	-	-	-	•	•
225 mm (22 Z) HP [Ⓢ]	4000 713 4202	20.0	-	-	-	-	-	-	•	•
250 mm (26 Z)	NEW 4000 713 4204	20.0	-	-	-	-	-	-	-	-
WOODCUT CIRCULAR SAW BLADE, CARBIDE^{ⓈⓈ}										
225 mm (36 Z)	4000 713 4211	20.0	-	-	-	-	-	-	•	-

• Recommended
- Not approved

F = Blades
Z = Teeth

Ⓢ Only approved with guard
Ⓢ Low-spin
Ⓢ Very durable, long service life
Ⓢ Only approved with shredder guard

Ⓢ Only approved for clearing saws
with a bike handle
Ⓢ Only approved with stop, see page 239

Ⓢ HP = High performance
(20% more cutting performance)
Ⓢ For explanation of quality marks,
see page 483

ACCESSORIES FOR CUTTING TOOLS

- Files and guards
- For a variety of applications and jobs



MILL SAW FILES


Flat files for brush knives and scratcher-tooth circular saw blades. 200 mm.

Order number **0814 212 3310**



With case for tidy storage.

Order number **0814 212 3000**



FILE HANDLES



Wooden handle for all round, triangular and flat files from 4.0 to 5.5 mm.

Order number **0811 490 7860**



FH 3

Soft handle. For flat files up to 150 mm.

Order number **0000 881 4503**



FILE HOLDER WITH ROUND FILE

For chisel-tooth circular saw blades.

Order number **5605 750 4343**



SHARPENING TEMPLATES

For brush knives.

Double-bladed brush knife

Order number **4020 890 5501**

Triple-bladed brush knife

Order number **4020 890 5500**



SAW SET

For chisel-tooth circular saw blades.

Order number **4020 893 5000**



WEAR AND TEAR PROTECTION

Can be screwed onto main area of wear for a longer moving head service life.

For DuroCut 20-2

Order number **4005 007 1002**

NEW For PolyCut 28-2 and 48-2

Order number **4003 007 1001**



Order number

Max. cutting circle diameter
(line/metal) (mm)

FS 55, FS 56, FS 70

FS 89, FS 91, FS 111, FS 131, FS 240,
FSA 130, FSA 135, FR 410, FR 460, FS-KM

FS 94

FS 260 C-E, FS 311 C-EM,
FS 360 C-EM, FS 410 C-EM,
FS 460, FS 490

FS 410 C-EM K, FS 460 C-EM K,
FS 490 C-EM K

FS 261 C-E, FS 361 C-EM, FS 411 C-EM,
FS 461 C-EM, FS 491 C-EM

FS 560 C-EM

FS 511 C-EM, FS 561 C-EM

FSA 60 R, FSA 86 R

FSA 90

FR 480

UNIVERSAL GUARD FOR LINE MOWING HEADS AND METAL TOOLS



4180 007 1028	420/260	-	•	•	-	-	-	-	-	-	-	-	•
---------------	---------	---	---	---	---	---	---	---	---	---	---	---	---

GUARDS FOR METAL TOOLS



NEW

NEW

4863 710 8100	-/260	-	-	-	-	-	-	-	-	-	-	-	•	-
4144 710 8116	-/230	•	-	-	-	-	-	-	-	-	-	-	-	-
4147 710 8101	-/305	-	-	-	•	-	-	-	-	-	-	-	-	-
4147 710 8115	-/305	-	-	-	-	-	•	•	-	-	-	-	-	-
4147 007 1021	-/305	-	-	-	-	•	-	-	-	-	-	-	-	-
4148 710 8105	-/350	-	-	-	-	-	-	-	•	-	-	-	-	-

GUARDS FOR LINE MOWING HEADS AND POLY CUT



NEW

NEW

4144 710 8117	420/-	•	-	-	-	-	-	-	-	-	-	-	-	-
4147 710 8100	480/-	-	-	-	•	-	-	•	-	-	-	-	-	-
4863 710 8120	380/-	-	-	-	-	-	-	-	-	-	-	-	•	-
4180 007 1030	350/-	-	•	•	-	-	-	-	-	-	-	-	-	-
FA05 710 8100	350/-	-	-	-	-	-	-	-	-	-	•	-	-	-
FA05 710 8101 [Ⓢ]	350/-	-	-	-	-	-	-	-	-	-	•	-	-	-
4147 710 8112	520/-	-	-	-	-	-	-	•	-	-	-	-	-	-
4148 710 8104	560/-	-	-	-	-	-	-	-	•	-	-	-	-	-

GUARDS FOR SHREDDING STARTER PACK (SHREDDER BLADE, SHREDDER GUARD AND FASTENING COMPONENTS)



NEW

4147 007 1011	-/270	-	-	-	•	-	•	-	-	-	-	-	-	-
4147 007 1023	-/270	-	-	-	-	-	•	-	-	-	-	-	-	-
4148 007 1012	-/320	-	-	-	-	-	-	•	•	-	-	-	-	-

GUARDS FOR CIRCULAR SAW BLADES (STOP AND DEFLECTOR FOR CIRCULAR SAW BLADES)[Ⓢ]



NEW

NEW

4180 710 8202	-/200	-	•	-	-	-	-	-	-	-	-	-	-	-
4147 007 1008 [Ⓢ]	-/200	-	-	-	•	-	-	-	-	-	-	-	-	-
4147 007 1009 [Ⓢ]	-/225	-	-	-	•	-	-	-	-	-	-	-	-	-
4147 710 8210	-/200	-	-	-	-	•	-	-	-	-	-	-	-	-
4147 710 8211	-/225	-	-	-	-	•	-	-	-	-	-	-	-	-
4148 710 8201	-/225	-	-	-	-	-	-	•	-	-	-	-	-	-
4148 710 8202	-/225	-	-	-	-	-	-	•	-	-	-	-	-	-
4148 710 8203	-/250	-	-	-	-	-	•	-	•	-	-	-	-	-

Ⓢ Special 135° guard for enhanced protection, for FSA 60 R / FSA 86 R
Ⓢ Only approved for clearing saws with a bike handle

Ⓢ Conversion only possible in connection with 4147 717 2701 guard ring, included in scope of delivery

Ⓢ Explanation of quality marks on page 483





ADVANCED TECHNOLOGY THAT BEARS FRUIT.

Harvesters

243

Accessories and parts for harvesters

246



HARVESTERS IN DETAIL



TECHNOLOGY

- 01 RAKE**
With separately angled prongs made from tough, lightweight carbon fibre.
- 02 LONG-LIFE AIR FILTER SYSTEM**
Ensures a long filter service life and reliable engine protection, even under the toughest conditions.
- 03 MANUAL FUEL PUMP**
By priming the manual fuel pump several times before starting up, you can reduce the number of pulls needed on the starter cord by 40%. This is achieved by ensuring that sufficient fuel is made available more quickly when you start the tool.

COMFORT

- 04 MULTI-FUNCTION HANDLE**
All the engine control functions are at your fingertips. Making operation easy and reliable.
- 05 TRANSMISSION WITH LIFETIME LUBRICATION**
For low-maintenance use.
- 06 ALUMINIUM SPLIT SHAFT**
Light, durable, detachable and with a tube handle for better grip.

HARVESTERS

- For easy harvesting of small fruits such as olives, pistachios and other nuts
- Shaking motions are optimally transferred to the branch
- Low vibration and minimum effort



SP 92 C-E

24.1 cm³ • 0.9 kW/1.2 hp • 5.4 kg[Ⓞ]

Very light harvester with rakes for olives and small fruits. STIHL 2-MIX engine, STIHL anti-vibration system, STIHL ErgoStart, control handle with STIHL ECOSPEED part throttle function, harness, adjustable raking speed, total length 231 cm.



Order number **4259 011 0704**

Additional versions: SP 92 TC-E see table on page 248

SP 452

41.6 cm³ • 2.0 kW/2.7 hp • from 14.1 kg[Ⓞ]

Powerful harvester with a hook for harvesting olives and small fruits. With STIHL anti-vibration system, proven STIHL 2-MIX engine, STIHL ElastoStart, and harness. Available in three shaft lengths.



SP 452 with 1.86 m shaft

Order number **VB01 200 0010**

SP 452 with 2.26 m shaft

Order number **VB01 200 0011**

SP 452 with 2.60 m shaft

Order number **VB01 200 0012**

C = Comfort version
E = STIHL ErgoStart
T = Split shaft

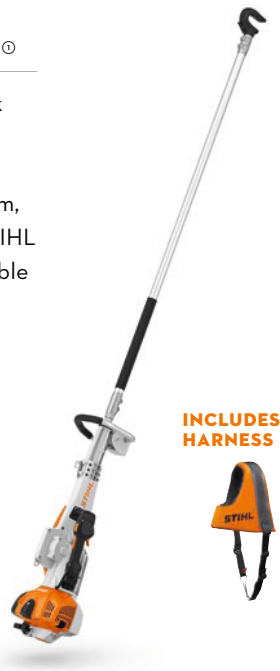
[Ⓞ] Weight excluding fuel, fully assembled



SP 482

45.6 cm³ • 2.2 kW / 3.0 hp • from 14.1 kg^①

Heavy-duty harvester with hook for olives and small fruits, for professional harvesting work. With STIHL anti-vibration system, proven STIHL 2-MIX engine, STIHL ElastoStart, and harness. Available in three shaft lengths.



SP 482 with 1.86 m shaft
Order number **VB01 200 0008**

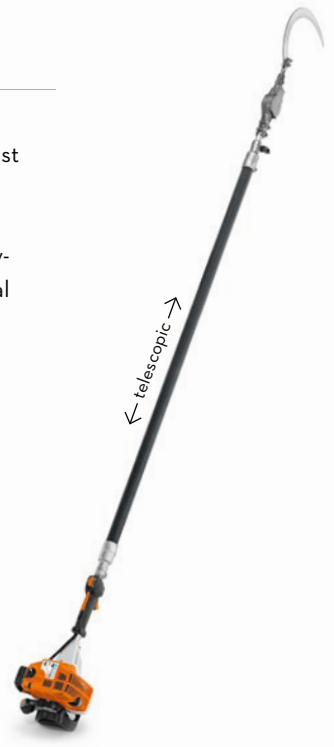
SP 482 with 2.26 m shaft
Order number **VB01 200 0009**

SP 482 with 2.60 m shaft
Order number **VB01 200 0007**

PC 75

25.4 cm³ • 0.95 kW / 1.3 hp • 8.2 kg^①

Easy harvesting of palm fruits at heights up to 5.5 m. A robust telescopic shaft with a multi-function handle, clean cutting thanks to a forged sickle, easy-to-change cutting tool, manual fuel pump, long-life air filter system, minimum vibration, total length 286-399 cm.




Order number **4259 011 0702**

PC 70

25.4 cm³ • 0.95 kW / 1.3 hp • 6.0 kg^①

Easy harvesting of palm fruits at heights up to 3 m. A robust shaft with a multi-function handle, cuts cleanly thanks to a forged sickle, easy-to-change cutting tool, manual fuel pump, long-life air filter system, minimum vibration, total length 223 cm.



Order number **4248 011 0700**

FT 250

40.2 cm³ • 1.6 kW / 2.2 hp • 6.1 kg^①

For pruning tea bushes after harvesting. Tool based on the FS 250 with a shortened shaft and 5° gear, equipped with a 100-tooth scratcher tooth circular saw blade.



Order number **4134 011 5501**

R = Loop handle

① Weight excluding fuel, fully assembled
② Weight excluding battery

③ Weight excluding fuel
④ Explanation of symbols on page 458

SPA 65

36 V • 3.3 kg^②




APIII
SYSTEM
AR 2000 L

Cordless harvester with infinitely variable and adjustable single-speed operation. Robust and dust-proof transmission, EC engine, lifting eye for single shoulder strap as a carrying aid, handle tube on the shaft, ideally combined with AR 2000 L or AR 3000 L for all-day work. Total length 225 cm.



SPA 65 excluding battery and charger
Order number **4855 011 0700**



MOWING, PLANTING,
FARMING AND HARVEST



HS 52

27.2 cm³ • 0.75 kW / 1.0 hp • 5.0 kg^①

Lightweight hedge trimmer, ideal for landscapers and tea farmers. Single-sided handle for ergonomic working and good cut control. High cutting quality and excellent cutting performance due to the single-sided cutting blade with upper and lower blade sharpened as well as tip sharpened. Aluminum catcher blade for the easy removal of plant cuttings. With tool-free fuel caps. Including hook for carrying strap.

Bar length **60 cm**
Order number **4228 011 2943**



COMPATIBLE LITHIUM-ION BATTERIES AND OTHER ACCESSORIES

SEE FROM **PAGE 12**



APPROPRIATE FUELS AND LUBRICANTS

SEE FROM **PAGE 352**

ACCESSORIES AND PARTS FOR HARVESTERS

- Attachments for a wide range of applications
- Shaft extensions for easier harvesting
- Comfortable harness



SP-KM

For easy harvesting of nuts, pistachios and olives. Two separately angled rakes, especially light, low vibration. Approved for KM 56 RC-E, KM 90 R, KM 94 RC-E and KM100 R.



Order number **4249 740 5000**

SP 10 ATTACHMENT

For easy harvesting of nuts, pistachios and olives. Two separately angled rakes, especially light, low vibration. Approved for FS 90 R, FS 100 R, FS 110 R, HL 95 K-HL 100, HT 100, FT 100, FC 85, FC 95 and FC 110.



Order number **4249 740 5000**

SP 20 ATTACHMENT

Convenient harvesting of Arabica coffee. Excellent harvesting performance due to different rakes and optimum transmission design. Approved for KA 85 R, KA 120 R, FS 85 R, SP 92, HL 92, HL 94 and HT 70 K.



Order number **4260 740 5101**

SP 20 RAKE



WR 6 Universal rake with 6 fingers

Order number **4260 740 5101**

WR 6-2 (as in the figure)

Double-row rake for trees that have grown together

Order number **4260 740 7201**



WR 9 performance rake with 9 fingers for fast work progress

Order number **4260 740 7202**



RTS HARNESS

For prolonged use. Can be adjusted to the user's size, and enables effortless and ergonomic work. Suitable for pole pruners: HT 133, HT 135, HTA 66, HTA 86, HTA 135, HTE 60; KombiEngines with HT-KM or HL-KM 145°: KM 56 RC-E, KM 94 RC-E, KM 111 R, KM 131 R, KMA 135 R; long-reach hedge trimmers: HL 94 C-E, HLA 66, HLA 86, HLA 135, HLE 71. Cannot be used with: KMA 130 R, HL 94 KC-E and HLE 71 K.

Order number **0000 790 4400**

SHAFT EXTENSIONS



Made of aluminium. For using KombiTools HT-KM, HL-KM and SP-KM. Extends range by 50 cm. Weight 0.6 kg.

Order number **0000 710 7100**



Made of carbon fibre. For using KombiTools HT-KM, HL-KM and SP-KM. Shaft extension 1 m, aluminium outer shaft, extra light. Weight 0.9 kg.

Order number **0000 710 7102**

PROTECTIVE TUBE SET



Four protective tubes for the rake rod in order to reduce damage to branches and olives. For SP 90, SP 90 T, SP 92 C-E, SP 92 TC-E, SPA 65 and SP-KM.

Order number **4249 007 1005**

NEW SERVICE KITS



You can perform simple maintenance tasks on your STIHL petrol power harvesters with the help of our Service Kits. Each kit includes a spark plug, a fuel filter, and a paper or fleece air filter. With proactive, regular standard maintenance you can not only protect machine components and parts against dirt and damage, but also maximise the service life of your power tool. The only implement you need for maintenance is the combination socket tool supplied with your STIHL power tool.

Service Kit 21 for SP 400, SP 401, SP 450, SP 451, SP 481

Order number **4134 007 4101**

Service Kit 23 for PC 70, PC 75
(machine number > 366055274)

Order number **4147 007 4101**

Service Kit 27 for SP 452, SP 482

Order number **4147 007 4101**

Service Kit 28 for SP 92, KM 94

Order number **4149 007 4103**

BRACKET FOR PROFESSIONAL TELESCOPIC SHAFT



For outstanding ergonomic design in combination with a shoulder strap or RTS harness. The power tool is easy to attach and quick to release. Suitable for HT 135, HTA 86, HLA 86 and HTA 135. Already included in HT 135 and HTA 135 scope of delivery.

Order number **0000 790 8600**

CHISEL

For PC 70 and PC 75.

Order number **4248 702 7400**



SICKLE

For PC 70 and PC 75.

Order number **4248 702 7101**



	Order number	Displacement (cm ³)	Power output (kW / hp)	Weight (kg)	Sound pressure level ^① (dB(A))	Sound power level ^② (dB(A))	Vibration level, left/right ^③ (m/s ²)	STIHL engine (2-MIX / 4-MIX® / STIHL cordless system)	Total length (cm)
PETROL HARVESTERS									
SP 92 C-E	4259 011 0704	24.1	0.9 / 1.2	5.4 ^③	90	105	5.8 / 6.4	2-MIX	231
SP 92 TC-E	4259 011 0705	24.1	0.9 / 1.2	5.6 ^③	90	105	6.6 / 6.1	2-MIX	231
SP 452 (1.86 m shaft)	VB01 200 0010	41.6	2.0 / 2.7	14.1 ^③	98	112	8.0 / 5.5	2-MIX	278
SP 452 (2.26 m shaft)	VB01 200 0011	41.6	2.0 / 2.7	14.3 ^③	98	112	8.0 / 4.0	2-MIX	318
SP 452 (2.60 m shaft)	VB01 200 0012	41.6	2.0 / 2.7	14.4 ^③	98	112	11.0 / 5.0	2-MIX	352
SP 482 (1.86 m shaft)	VB01 200 0008	45.6	2.2 / 3.0	14.1 ^③	98	112	8.0 / 5.5	2-MIX	278
SP 482 (2.26 m shaft)	VB01 200 0009	45.6	2.2 / 3.0	14.3 ^③	98	112	8.0 / 4.0	2-MIX	318
SP 482 (2.60 m shaft)	VB01 200 0007	45.6	2.2 / 3.0	14.4 ^③	98	112	11.0 / 5.0	2-MIX	352
PC 70	4248 011 0700	25.4	0.95 / 1.3	6.0 ^③	99	107	15.0 / 13.0	-	223
PC 75	4248 011 0702	25.4	0.95 / 1.3	8.2 ^③	98	107	12.0 / 12.0	-	286 - 399
CORDLESS HARVESTER									
SPA 65	4855 011 0700	-	-	3.3 ^③	84	95	2.5 / 2.5	AP-System	225
TEA PLANT PRUNER AND HEDGE TRIMMER									
FT 250	4134 011 5501	40.2	1.6 / 2.2	6.1 ^③	-	-	-	-	155
HS 52	4228 011 2943	27.2	0.75 / 1.0	5.0 ^③	100	109	13.5 / 13.3	2-MIX	106

● Fitted as standard

C = Comfort version
E = STIHL ErgoStart
R = Loop handle
T = Split shaft

① K-factor according to Directive 2006/42/EC = 2.5 dB(A)
② K-factor according to Directive 2006/42/EC = 2 m/s²
③ Weight excluding fuel, fully assembled

④ Weight excluding fuel
⑤ Weight excluding battery



	STIHL anti-vibration system	STIHL ElastoStart	STIHL ErgoStart	Harness
	•	-	•	•
	•	-	•	•
	•	•	-	•
	•	•	-	•
	•	•	-	•
	•	•	-	•
	•	•	-	•
	-	-	-	-
	-	-	-	-
	•	-	-	•
	-	-	-	•
	-	-	-	-





WORK EASIER. HARVEST MORE.

Farming tools and accessories

252



FARMING TOOLS AND ACCESSORIES

- Six products with a powerful engine for working on agricultural land
- For soil cultivation and ventilation, creating planting rows, removing scrub, and watering fields
- Long lasting, extremely tough and reliable
- Fast and easy maintenance



NEW FS 230

40.2 cm³ • 1.55 kW / 2.1 hp • 7.1 kg^①

Robust and powerful clearing saw for mowing grass and scrub with grass cutting blade or mowing line. Very comfortable working thanks to the cruise control function, ergonomic bike handle and multi-function control grip. With double shoulder harness.



Order number **4151 200 0041**

➔ For further information see on page 224



NEW FR 230

40.2 cm³ • 1.55 kW / 2.1 hp • 10.2 kg^①

For mowing work in areas that are difficult to access. Great for mowing tasks, with metal tools and a nylon mowing head. Multi-function handle, loop handle, padded carrying system. Very comfortable working thanks to the cruise control function.

Order number **4151 200 0042**

➔ For further information see on page 228

① Weight excluding fuels, lubricants, cutting tool and guard

② Weight excluding fuels and lubricants

③ Net weight excluding fuels and lubricants



ONE POWERFUL ENGINE - SIX POWERFUL FARMING TOOLS

The STIHL engine in proven quality is robust, durable and reliable. It gives the STIHL FS 230, FR 230, SG 230, WP 230, BC 230 and BT 230 farming tools exactly the power you need for your work. Both the spark plug and the air filter can be replaced easily and quickly for simple maintenance.



SG 230

40.2 cm³ • 1.55 kW / 2.1 hp • 13.3 kg[Ⓢ]

Compact sprayer with a large spraying range for applying liquid pesticides even in hard-to-reach and remote areas. The sturdy carrying frame ensures good stability on a range of surfaces. With suction hose, suction basket and return hose as standard. Available as accessories: spray lance and 30 m spray hose for extended range.

Order number **SB02 011 6700**

➔ For further information see on page 276



WP 230

40.2 cm³ • max. 15 m³/h • 11.3 kg[Ⓢ]

Compact water pump for watering smaller areas. With powerful motor for high vertical and horizontal flow rates of up to up to 15 m³/h. The robust frame ensures good stability on on various types of surfaces. The integrated strainer protects the engine against small objects and dirt particles.

Order number **VB02 011 2000**

➔ For further information see on page 260





BC 230

40.2 cm³ • 1.55 kW / 2.1 hp • 20.2 kg^①

Cultivator for loosening and preparing soil, working in mulches and furrowing. High-quality features include a folding support frame and ergonomic handle design, with the handles protected against dirt when laying the tool down. Fitted with 10" rotating blades for optimal performance and reaching a depth of up to 80 mm.

Order number **YB01 011 5400**

➔ For further information see on page 266



BT 230^②

40.2 cm³ • 1.55 kW / 2.1 hp • 10.9 kg^③

Robust and powerful one-man earth auger. For holes up to 12" deep. Ideal for creating fences. Can be fitted with standard auger bits (150 - 250 mm), or with an optional adapter for use with the STIHL drill bit range. Support cushion available as accessory.

Order number **UB01 011 2100**

➔ For further information see on page 283



APPROPRIATE FUELS AND LUBRICANTS

SEE FROM **PAGE 352**



① Net weight excluding fuels and lubricants
 ② Drilling tool not included in delivery
 ③ Weight excluding fuel and drilling tool

SPRAY LANCE

For targeted application of liquid pesticides.



For SG 230
Order number **SBO2 500 0901**

SUPPORT CUSHION

Fits against the body or leg during drilling. For high comfort and smooth and accurate earth auger guidance.



For BT 230
Order number **4313 748 2501**

VACUUM HOSE

30 m spray hose for extended range.



For SG 230
Order number **SBO2 500 0800**

ADAPTER (NOT PICTURED)

For use with the STIHL drill range.

For BT 230
Order number **4404 682 3900**







MOVE WATER WITH EASE.

—

WATER PUMPS IN DETAIL



TECHNOLOGY

- 01 STIHL EHC MOTOR**
Powerful and robust 4-stroke petrol engine for high performance.
- 02 LOW OIL PROTECTION**
If the oil level is too low, the engine switches off automatically to prevent damage.
- 03 ANTI-VIBRATION SYSTEM**
The efficient anti-vibration system provides excellent vibration damping even at high engine speeds.
- 04 HIGHLY EFFICIENT IMPELLER**
The cast iron impeller provides excellent pumping and priming performance with low wear and minimal clogging.
- 05 LONG SERVICE LIFE**
Spiral channel and impeller are made of sturdy cast iron, which ensures a long service life.

COMFORT

- 06 STURDY FRAME**
For good stability on various surfaces and to protect the engine.
- 07 COMPACT**
The compact design ensures easy transport as well as space-saving storage.

WATER PUMPS

- For private users as well as farmers and commercial growers
- For transporting water from rivers, lakes, wells and other water reservoirs^①
- Powerful machines for watering small to very large cultivation areas



WP 230

40.2 cm³ • max. 15 m³/h • 11.3 kg^②

Compact water pump for watering smaller areas. With powerful motor for high vertical and horizontal flow rates of up to 15 m³/h. The robust frame ensures good stability on various surfaces. The integrated strainer protects the engine against small objects and dirt particles.

Order number **VB02 011 2000**



APPROPRIATE FUELS AND LUBRICANTS

SEE FROM **PAGE 352**



^① Please refer to local regulations for water removal from above-ground bodies of water

^② Net weight excluding fuels and lubricants





NEW
WP 300

212 cm³ · max. 37 m³/h · 26.0 kg^①

Robust and reliable water pump for watering small to medium-sized cultivation areas. With powerful STIHL 4-stroke engine and 2-inch hose connections for a medium water flow capacity up to 37 m³/h. The integrated strainer protects the engine against small objects and dirt particles. The sturdy frame of the water pump ensures good stability on various surfaces and protects the engine against unwanted impact and damage.

Order number **VB03 011 2000**



NEW
WP 600

212 cm³ · max. 63 m³/h · 29.0 kg^①

Powerful water pump for watering medium-sized to large cultivation areas. With powerful STIHL 4-stroke engine and 3-inch hose connections for a large water flow capacity up to 63 m³/h. The integrated strainer protects the engine against small objects and dirt particles. The sturdy frame of the water pump ensures good stability on various surfaces and protects the engine against unwanted impact and damage.

Order number **VB04 011 2000**

	Order number	Displacement (cm ³)	Power output (kW)	Hose connections (Ø in inch)	Max. flow capacity (m ³ /h)	Max. output power (l/min)	Max. pumping height (m)	Max. suction height (m)	Max. pumping pressure (bar)
WP 230	VB02 011 2000	40.2	1.55	1.5	15	250	27	8	-
WP 300	NEW VB03 011 2000	212	4.4	2	37	615	33	7	3
WP 600	NEW VB04 011 2000	212	4.4	3	63	1.050	31	7	3
WP 900	NEW VB05 011 2000	252	5.2	4	94	1.565	34	6.5	3

● Fitted as standard

① Net weight excluding fuels and lubricants

② K_{pA}/K uncertainty factors in accordance with Dir. 2006/42/ECRS



NEW
WP 900

252 cm³ • max. 94 m³/h • 38.0 kg[Ⓞ]

Very powerful water pump for watering large cultivation areas. With STIHL 4-stroke engine and 4-inch hose connections for a very large water flow capacity up to 94 m³/h. The integrated strainer protects the engine against small objects and dirt particles. The sturdy frame of the water pump ensures good stability on various surfaces and protects the engine against unwanted impact and damage.

Order number **VB05 011 2000**

Weight [Ⓞ] (kg)	Engine type	Fuel tank capacity (l)	Sound pressure level (dB(A))	Sound power level (dB(A))	Sound pressure level uncertainty K _{pA} [Ⓞ] (dB(A))	Self-priming pump
11.3	2-stroke-engine	0.81	-	-	-	•
26.0	STIHL EHC 605	3.6	86	99	2	•
29.0	STIHL EHC 605	3.6	87	100	3	•
38.0	STIHL EHC 705	4.0	89	102	3	•





LOOSENS THE GROUND WITHOUT DRAINING YOUR ENERGY.

Cultivator and tillers

265



TILLERS IN DETAIL



TECHNOLOGY

- 01 POWERFUL ENGINE**
Powerful STIHL EHC 700 engine for particularly tough jobs.
- 02 ADJUSTABLE PICK TINES**
Individual adjustment of the working width to the respective area of application.
- 03 ADJUSTABLE BRAKE SPUR**
Adjustable for different applications, soil conditions and heights.

COMFORT

- 04 HANDLEBAR WITH HEIGHT AND SIDE ADJUSTMENT**
Greater working comfort achieved through individual adjustment of the handlebar to the user's size and application.
- 05 FOLDING TRANSPORT WHEEL**
For transporting the power tiller with pick tines mounted over short distances and for manoeuvring or parking the power tiller.

CULTIVATOR AND TILLERS

- For farmers and commercial growers
- For demanding, tough jobs and heavy soils
- For medium-sized and large areas



BC 230

40.2 cm³ • 1.55 kW / 2.1 hp • 20.0 kg[Ⓞ]

Cultivator for loosening and preparing soil, working in mulches and furrowing. Easy to manoeuvre, even in narrow fields. High-quality features include a folding support frame and ergonomic handle design, with the handles protected against dirt when laying the tool down. Fitted with 10" rotating blades for optimal performance and reaching a depth of up to 80 mm.

Order number **YB01 011 5400**



APPROPRIATE FUELS AND LUBRICANTS

SEE FROM **PAGE 352**

[Ⓞ] Net weight excluding fuels and lubricants





MH 610

212 cm³ • 4.4 kW / 6.0 hp • 62.0 kg^①

Robust power tiller with powerful engine for demanding applications on hard ground. Suitable for mid-sized fields. The drive speed can be selected individually, with two forward gears and one reverse gear available. The folding handlebar has height and side adjustment for adaptation to the user's size and the respective application, adjustable working width, height-adjustable transport wheel at the front, height-adjustable brake spur, oil bath filter for applications in dusty environments. Delivery includes 12" pneumatic tyres for transporting the power tiller.

Order number **6250 011 3900**



MH 710

252 cm³ • 5.2 kW / 7.1 hp • 113.0 kg^①

The most powerful and robust power tiller from STIHL with a large working width for particularly demanding applications, the hardest soils, and large areas. The drive speed can be selected individually, with two forward gears and one reverse gear available. Adjustable working width, folding handlebar with height and side adjustment to suit the user's size and the respective application, height-adjustable transport wheel at the front, height-adjustable brake spur, oil bath filter for use in dusty environments. With PTO for driving additional work tools. Delivery includes 16" pneumatic tyres for transporting the power tiller.

Order number **6251 011 3900**

	Order number	Working width (cm)	Tilling set (Ø in cm)	Drive	Tank volume (l)	Engine type	Displacement (cm ³)
CULTIVATOR AND TILLERS							
BC 230	YB01 011 5400	25	25	1V	0.81	2-stroke engine	40.2
MH 610	6250 011 3900	80	31	2V + 1R	3.6	STIHL EHC 600	212
MH 710	6251 011 3900	100	36	2V + 1R	3.6	STIHL EHC 700	252

● Fitted as standard R = Reverse gear ① Net weight excluding fuels and lubricants
 V = Forward gear ② K_{pA}/K uncertainty factors in accordance with Directive 2006/42/ECRS



Rated output (kW / hp)

Working speed (rpm)

Weight[Ⓔ] (kg)

Guaranteed sound power level L_{WA} (dB(A))

Measured sound pressure level L_{pA} (dB(A))

Sound pressure level uncertainty factor K_{pA} (dB(A))

Vibration level ahw (m/s²)

Uncertainty factor K (m/s²)

Central handlebar adjustment

1.55 / 2.1

-

20.0

-

-

-

-

-

-

4.4 / 6.0

3,600

62.0

96

83

3

6.9

2.76

•

5.2 / 7.1

3,600

113.0

96

83

3

10.8

4.32

•





PRECISION TREATMENT OF CROPS AND PLANTS.





MISTBLOWERS IN DETAIL



TECHNOLOGY

01 2-IN-1 CONVERSION MECHANISM

The universal SR 450 can be quickly and easily switched from spraying to dusting - there's no need for a separate conversion kit or specialist technical skills.

COMFORT

02 TANK WITH LARGE FILLER OPENING

The large filler opening ensures the container can be filled quickly and cleanly. The inside of the container is easily accessible, making it simple to clean.

03 DOSING SYSTEM WITH CONVENIENT METERING LEVER

On the SR 450 the large metering lever for dusting or spraying granules is just below the control handle. In just a few seconds the flow of powder can be switched on and off, and the exact amount can be set in precise increments.

04 ONE-HAND MULTI-FUNCTION HANDLE

The engine controls and the valve for the sprayer element are on the control handle. In addition to the engine controls, the sprayer element can be switched on and off quickly and effortlessly with one hand.

MISTBLOWERS, PARTS AND ACCESSORIES

- For use on farms, orchards and vineyards
- For spreading liquids, granules and seeds
- Ergonomic and less tiring
- Perfect for use on tall-growing plants



SR 200

27.2 cm³ • 10.0 l • 7.8 kg[Ⓞ]

Lightweight mistblower which is extremely comfortable to carry thanks to compact design and a centre of gravity that is close to the body. Ideal for crops up to 2.5 m in height. Straightforward starting technology, single-hand multi-function handle and protective collar with spill protection. Standard with cone, deflection and double-deflection mesh.

Order number 4241 011 2601



SR 420

56.5 cm³ • 13.0 l • 11.1 kg[Ⓞ]

Powerful mistblower with comfortable shoulder straps. Standard with cone, deflection and double-deflection mesh.

Order number 4203 011 2611



SR 5600

56.5 cm³ • 13.0 l • 11.2 kg[Ⓞ]

Powerful mistblower with large spraying range and large-capacity spray tank. With comfortable straps, single-hand multi-function handle and locking gas for high working comfort.

Order number 4253 011 2600



SR 430

63.3 cm³ • 14.0 l • 12.2 kg[Ⓞ]

Powerful mistblower for a large spray range. Easy to start, comfortable shoulder straps and single-hand multi-function handle. Standard with cone, deflection and double-deflection mesh.

Order number 4244 011 2600

[Ⓞ] Weight excluding fuel, fully assembled



**SR 440**63.3 cm³ • 20.0 l • 12.6 kg[Ⓢ]

Powerful mistblower with 20 liter tank and STIHL 2-MIX engine. Easy to start. comfortable straps, single-hand multi-function handle. Standard with cone, deflection and double-deflection mesh.

Order number **4244 011 2630****SR 450**63.3 cm³ • 14.0 l • 12.8 kg[Ⓢ]

Similar to the SR 430 version. Also fitted with a quick 2-in-1 conversion mechanism for dusting and spraying granules. Easy and precise dust metering.

Order number **4244 011 2641****NEW SERVICE KIT 38**

You can perform simple maintenance tasks on your STIHL petrol blowers and mistblowers with the help of service kit 38. Each kit includes a spark plug, a fuel filter, and a paper air filter. With proactive, regular standard maintenance you can not only protect machine components and parts against dirt and damage, but also maximise the service life of your blower or mistblower. The only implement you need to carry out maintenance is the combination socket tool supplied with your STIHL power tool. For BR 350, BR 430, BR 450, SR 430, SR 450.

Order number **4244 007 4100****PRESSURE PUMP ATTACHMENT SET**

Increases the application rate while spraying upwards. Ideal for efficiently spraying medium to tall trees. Mixes the liquid in the tank.

**For SR 430, SR 450**Order number **4244 007 1004****For SR 200 (not pictured)**Order number **4241 007 1006****ULV NOZZLE SET**

For spreading small amounts of liquid.

**For SR 430, SR 450**Order number **4244 007 1022****For SR 200 (not pictured)**Order number **4241 007 1009**

HIP BELT

Distributes the weight across the hips and shoulders and therefore ensures heightened user-comfort. For SR 200, SR 430, and SR 450.



Order number **4203 710 9102**

EXTENSION TUBE

Extends the spraying tube by 33 cm. Pressure pump is also recommended with this accessory, for SR 430, SR 440 and SR 450.



Order number **4244 770 0300**

	Order number	Displacement (cm ³)	Container capacity (l)	Weight [Ⓞ] (kg)	Sound pressure level [Ⓞ] (dB(A))	Sound power level [Ⓞ] (dB(A))	Vibration level [Ⓞ] (m/s ²)	STIHL engine (2-MIX/4-MIX [Ⓞ])	Maximum air throughput [Ⓞ] (m ³ /h)	Max. horizontal range (m)	STIHL anti-vibration system	STIHL ElastoStart	Long-life air filter system	Dusting function	One-handed multi-function handle
MISTBLOWERS[Ⓞ]															
SR 200	4241 011 2601	27.2	10.0	7.8	94	104	1.5	2-MIX	780	9.0	●	-	-	-	●
SR 420	4203 011 2611	56.5	13.0	11.1	101	114	2.3	2-MIX	750	12.0	●	●	●	○	●
SR 430	4244 011 2600	63.3	14.0	12.2	97	109	1.9	2-MIX	1,300	14.5	●	●	●	-	●
SR 440	4244 011 2630	63.3	20.0	12.6	97	109	1.9	2-MIX	1,300	14.5	●	●	●	●	●
SR 450	4244 011 2641	63.3	14.0	12.8	101	110	1.9	2-MIX	1,300	14.5	●	●	●	●	●
SR 5600	4253 011 2600	56.5	13.0	11.2	99	110	3.3	2-MIX	1,260	12.0	●	●	●	●	●



PROFESSIONAL TIP

The sprayer is ideal for treating field crops such as young plants and seedlings, vegetables and ornamental plants, low shrubs and small trees. It enables precise distribution of the liquid and ensures that neighbouring plants are not affected. Vertical crops such as high vegetables, grape vines, shrubs and trees are treated using a mistblower. The petrol engine turns the blower wheel and generates a flow of air that blows the leaves around. The liquid is dispensed in the air flow. In this way, the agent also affixes itself to the undersides of the leaves.

● Fitted as standard Ⓞ Weight excluding fuel, fully assembled Ⓞ Without blowing system
 Ⓞ K-factor according to Directive 2006/42/EC = 2.0 dB(A) Ⓞ All local regulations must be followed when using mistblowers
 Ⓞ K-factor according to Directive 2006/42/EC = 2 m/s²



SPRAYERS AND ACCESSORIES

- Manual sprayers for use around the home and garden, and on medium-sized cultivation areas
- Robust petrol sprayer for farmers
- New cordless sprayer for use in horticulture and landscaping, as well as in orchards, vegetable growing, and viticulture.
- For treating individual plants and precisely distributing liquid pesticides and fertilisers
- Perfect for use in fields and wide spaces



SG 11

1.5 l • 0.46 kg^①

Ergonomic hand sprayer for distributing liquid pesticides. Smooth-running pump for comfortable work. With hollow cone nozzle as standard.

Order number **4255 019 4910**



SG 21

3.0 l • 1.2 kg^①

Hand-held sprayer, particularly easy to manoeuvre, for use on balconies and in gardens. Comfortable transport thanks to harness. With hollow cone nozzle as standard.

Order number **4255 019 4921**



SG 31

5.0 l • 1.8 kg^①

Manual sprayer for occasional users. Easy handling due to large filler opening, ergonomic shut-off valve and telescopic tube. With hollow cone and fan jet nozzle as standard.

Order number **4255 019 4930**

① Weight when empty
 ② Weight excluding fuels and lubricants
 ③ Weight excluding battery and contents

④ Explanation of symbols on page 472

**SG 51**12.0 l • 4.5 kg[Ⓢ]

Backpack sprayer for occasional and professional users. Increased user comfort with option to mount pump lever on either side, as well as width and length adjustment. Robust design for long service life, even when used professionally. Approx. height 50 cm, approx. width 50 cm, approx. depth 22 cm.

Order number **4255 019 4950****SG 71**18.0 l • 4.8 kg[Ⓢ]

Backpack sprayer for professional users. Increased user comfort with option to mount pump lever on either side, as well as width and length adjustment. High-quality straps and moulded back panel make it very comfortable to wear. Ergonomic shut-off valve with pressure gauge. Approx. height 55 cm, approx. width 50 cm, approx. depth 22 cm.

Order number **4255 019 4970****SG 230**40.2 cm³ • 1.55 kW / 2.1 hp • 13.3 kg[Ⓢ]

Compact sprayer with a large spraying range for applying liquid pesticides even in hard-to-reach and remote areas. The sturdy carrying frame ensures good stability on a range of surfaces. With suction hose, suction basket and return hose as standard. Available as accessories: spray lance and 30 m spray hose for extended range.

Order number **SB02 011 6700**

ACCESSORIES:

NEW HIP BELT WITH HOLSTER**APIII**
SYSTEM
AP 200**NEW SGA 85**36 V • 17.0 l • 6.2 kg[Ⓢ]









Comfortable cordless sprayer for the application of liquid pesticides and fertilisers in gardening and landscaping as well as fruit, vegetable and wine cultivation. High-performance thanks to a powerful diaphragm pump with 6 bar of operating pressure. Adjustable hollow cone nozzle, infinitely variable pressure adjustment during operation by means of rotary controller, large filler opening for easy topping up of the tank, retainer for safe storage of the lance during breaks in work. Ergonomic carrying system with adjustable chest strap for very comfortable working. Additional hip belt and various nozzles available as accessories for a range of uses and applications.

SGA 85 excluding battery and chargerOrder number **4854 011 7000****NEW HIP BELT WITH HOLSTER**

Makes it easier to carry the SGA 85 cordless sprayer when full. The SGA 85 lance can be fastened into the hip belt holster during breaks.

Order number **4854 710 9100****SUITABLE BATTERIES AND OTHER ACCESSORIES**SEE FROM **PAGE 12**

	Order number	Displacement (cm ³)	Rated voltage (V)	Power output (kW/hp)	Weight (kg)	Container capacity (l)	Volume flow rate (l/min)	Max. working pressure (bar)	Sound pressure level ^① (dB(A))	Sound power level ^② (dB(A))	Vibration level, right ^③ (m/s ²)	STIHL cordless power system	Pressure gauge
MANUAL SPRAYERS[®]													
SG 11	4255 019 4910	-	-	-	0.46 ^①	1.5	-	-	-	-	-	-	-
SG 21	4255 019 4921	-	-	-	1.2 ^①	3.0	-	-	-	-	-	-	-
SG 31	4255 019 4930	-	-	-	1.8 ^①	5.0	-	-	-	-	-	-	-
SG 51	4255 019 4950	-	-	-	4.5 ^①	12.0	-	-	-	-	-	-	●
SG 71	4255 019 4970	-	-	-	4.8 ^①	18.0	-	-	-	-	-	-	●
PETROL SPRAYER[®]													
SG 230	SB02 011 6700	40.2	-	1.55/2.1	13.3 ^①	-	10.5	25	-	-	-	-	-
CORDLESS SPRAYER[®]													
SGA 85	NEW 4854 011 7000	-	36	-	6.2 ^①	17.0	-	-	66.0	77.0	0.9	AP-System	●























	Order number	Suitable for sprayers	Spraying angle/spray pattern ^④	Material	Optimal spraying pressure (bars)	Use
ACCESSORIES FOR SPRAYERS						
EXTENSION TUBE						
	4255 500 0301	SG 11 (length 20 cm)	 110°	Plastic	-	Fitted with a fan jet nozzle for treating plants that are difficult to get to, like thorny bushes and roses.
	4255 500 0303	SG 21, SG 31, SG 51, SG 71, SGA 85 (length 50 cm)	-	Brass	-	For exact treatment from greater distances, for example of trees and shrubs.
TELESCOPIC TUBES						
	4255 500 0900	SG 51, SG 71 SGA 85 (length 52 – 90 cm)	-	Plastic	-	Can be continuously extended to increase the spray range to up to 90 cm.
	4255 500 2101	SG 31, SG 51, SG 71, SGA 85 (length 159 – 300 cm)	-	Brass	-	Can be continuously extended to increase the spray range to up to 300 cm.
SPRAY LANCE						
	SB02 500 0901	SG 230	-	-	-	For an accurate spray pattern.
HOSE						
	SB02 500 0800	SG 230 (length 30 m)	-	-	-	For covering a large area without moving the SG 230.
SPRAY GUARD						
	4255 500 5800	SG 21, SG 31, SG 51, SG 71, SGA 85	 80°	Plastic	-	Minimises the wind contact area and therefore reduces spray drift. Prevents the spray from coming into contact with nearby plants.

● Fitted as standard

- ① Weight when empty
- ② Weight excluding fuel and content
- ③ Weight excluding battery and contents

- ④ K-factor according to Directive 2006/42/EC = 2.0 dB(A)
- ⑤ K-factor according to Directive 2006/42/EC = 2.0 m/s²

- ⑥ All local regulations must be followed when using sprayers
- ⑦ More information is available on page 476

Order number	Suitable for sprayers	Spraying angle/spray pattern [®]	Material	Optimal spraying pressure (bars)	Use	
ACCESSORIES FOR SPRAYERS						
DUAL NOZZLE						
	4255 500 8500	SG 21, SG 31, SG 51, SG 71, SGA 85	 85°	Plastic	2.0	Ideal for treating large surfaces or two flower beds at the same time, nozzle direction can be individually adjusted.
PRESSURE VALVES						
	4255 500 7403	SG 31, SG 51, SG 71 (yellow)	-	Plastic	1.0	Keeps the pressure constant (depending on version) with a deviation of ±10 %. The constant pressure reduces fluctuations in the application rate, meaning you can work more effectively.
	4255 500 7404	SG 31, SG 51, SG 71 (red)	-	Plastic	1.5	
	4255 500 7405	SG 31, SG 51, SG 71 (blue)	-	Plastic	2.0	
NOZZLE SET						
	4255 007 1000	SG 11, SG 21, SG 31, SG 51, SG 71, SGA 85	 80°  85°	Plastic	-	Includes two fan jet nozzles for treating large areas and two hollow cone nozzles for spraying individual plants. (A nozzle holder is required for mounting onto SG 51, SG 71 and SGA 85.)
WIDE BRASS SPRAY BARS						
	4255 500 9702	SG 51, SG 71, SGA 85 (length 100 cm)	 80°	Brass	2.0	Wide spray bars with three fan jet nozzles for spreading pesticides over large areas. Get your work done more quickly with a larger working width.
FAN JET NOZZLE 80-04						
	4255 502 1700	SG 21, SG 31, SG 51, SG 71, SGA 85	 80°	Brass	2.0	Fan jet nozzle with large calibre for application across a large area. Highly suitable for coarse-droplet weed killing. (A nozzle holder is required for mounting onto SG 51, SG 71 and SGA 85.)
FINE FILTER 100 M FOR SHUT-OFF VALVE						
	4255 502 0701	SG 31, SG 51, SG 71, SGA 85	-	Plastic	-	Fine filter for the shut-off valve. Low throughput prevents blocking of nozzles.
ADJUSTABLE NOZZLE						
	4255 700 6302	SG 21, SG 31, SG 51, SG 71, SGA 85	 0-90°	Brass	2.0	With the adjustable brass nozzle, the spray pattern can be adjusted from hollow cone to full jet. For an optimal spray result even under varying conditions or in different applications.
FAN JET NOZZLE 65-0025						
	4255 502 1701	SG 21, SG 31, SG 51, SG 71, SGA 85	 75°	Brass	2.0	Fan jet nozzle with small calibre and low throughput for very fine and targeted spray distribution. (A nozzle holder is required for mounting onto SG 51, SG 71 and SGA 85.)
HOLLOW CONE NOZZLE 2.5 mm						
	4255 700 6303	SG 21, SG 31, SG 51, SG 71, SGA 85	 65°	Brass	2.0	Special nozzle with large calibre for high throughput amounts.
FULL CONE NOZZLE						
	4255 700 6304	SG 21, SG 31, SG 51, SG 71, SGA 85	 60°	Brass	2.0	Full cone nozzle with low throughput. Ideal for exact metering for animal repellent or herbicides. (A nozzle holder is required for mounting onto SG 51, SG 71 and SGA 85.)
NOZZLE HOLDER						
	4255 500 2800	SG 21, SG 51, SG 71, SGA 85	-	Plastic	-	Necessary for mounting the fan jet nozzle onto the equipment.





GROUND BREAKING PERFORMANCE.

Earth augers, parts and accessories

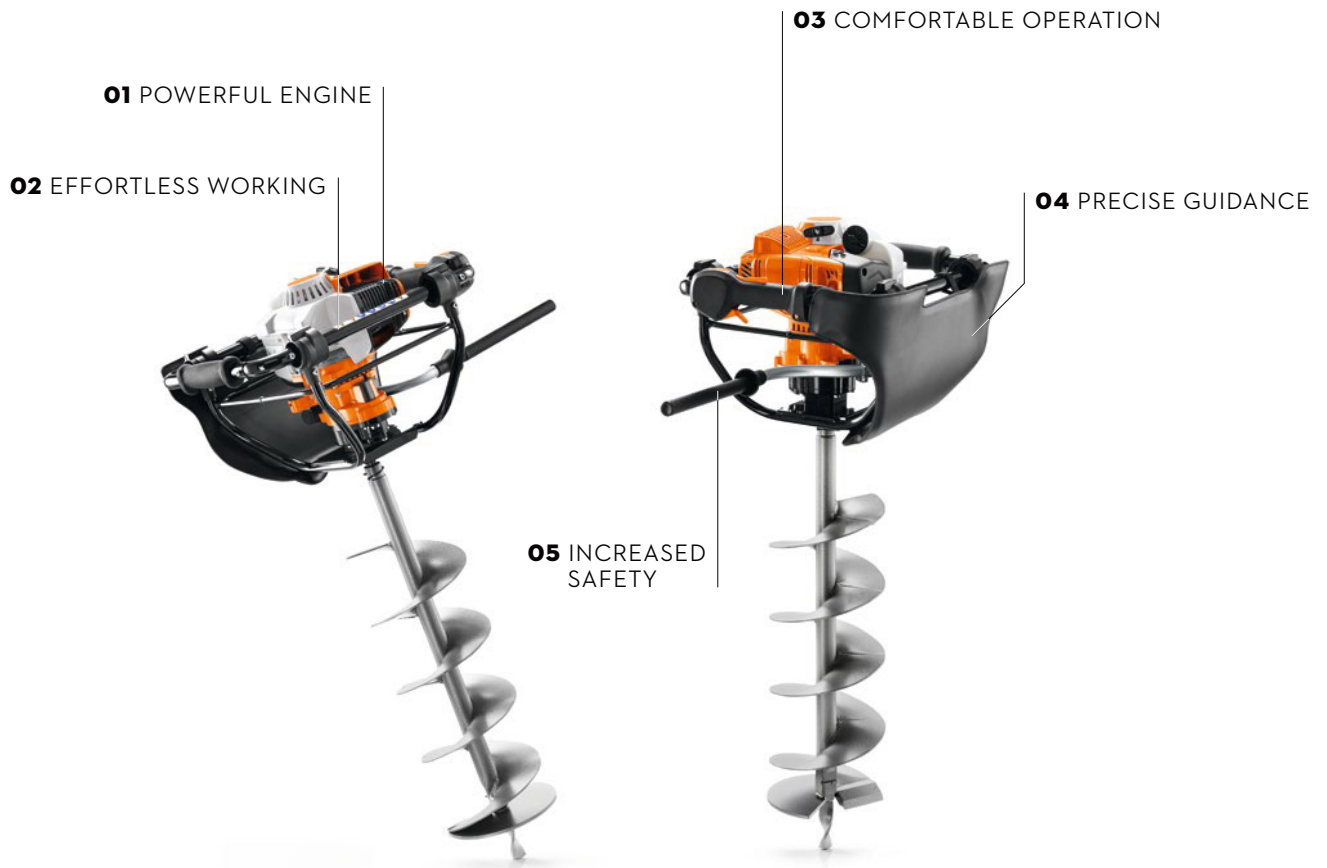
281

Hand-held drills and accessories

284



EARTH AUGERS IN DETAIL



TECHNOLOGY

01 STIHL 4-MIX® ENGINE
 Combines the advantages of a 2-stroke and 4-stroke engine. Lower consumption, lower emissions, no need for oil servicing. Less obtrusive noise. Excellent engine power and high torque.

04 LARGE-AREA SUPPORT CUSHION
 Positioned next to your body or leg during tool use, for a high degree of comfort and steady and precise earth auger guidance.

COMFORT

02 LOW-VIBRATION HANDLE DESIGN
 Ensures a significant reduction in vibration - for particularly effortless work.

03 MULTI-FUNCTION HANDLE
 All the engine control functions are integrated into the left handle. The machine can be controlled at the push of a button.

SAFETY

05 QUICKSTOP DRILL BRAKE
 The STIHL QuickStop drill brake with a release lever interrupts the power flow when the drill jams. The brake system makes it easy for jammed drills to be screwed back out.

EARTH AUGERS, PARTS AND ACCESSORIES

- Mobile and robust powerhouses for professionals
- For drilling holes in the ground, planting, building or taking soil samples
- Especially suitable for large areas that are hard to access
- Drills, shaft extensions, support cushions and drill chucks



BT 131[Ⓞ]

36.3 cm³ • 1.4 kW / 1.9 hp • 10.0 kg[Ⓢ]

One-man earth auger with QuickStop drill brake. STIHL 4-MIX[®] engine with enlarged fuel tank, low-vibration handle frame, control handle with stop button, long-life air filter system, large support cushion.

Order number **4313 011 2120**



BT 230[Ⓞ]

40.2 cm³ • 1.55 kW / 2.1 hp • 10.9 kg[Ⓢ]

Robust and powerful one-man earth auger. For holes up to 12" deep. Ideal for creating fences. Can be fitted with standard auger bits (150 - 250 mm), or with an optional adapter for use with the STIHL earth auger bit range. Support cushion available as accessory.

Order number **UB01 011 2100**



APPROPRIATE FUELS AND LUBRICANTS

SEE FROM **PAGE 352**

[Ⓞ] Drilling tool not included in delivery
[Ⓢ] Weight excluding fuel and drilling tool





ONLY WHILE STOCKS LAST!
BT 360Ⓢ

60.3 cm³ • 2.9 kW / 3.9 hp • 28.8 kg[Ⓢ]

Proven high-torque engine for drilling work in pairs. With STIHL ElastoStart as standard, start lock and reverse rotation lock, long-life air filter system, additional stop switch for the second operator, and fold-out frame.

Order number **4308 200 0004**












NEW
SERVICE KIT 31


You can perform simple maintenance tasks on your STIHL petrol power tools with the help of service kit 31. Each kit includes a spark plug, a fuel filter, and a paper air filter. With proactive, regular standard maintenance you can not only protect machine components and parts against dirt and damage, but also maximise the service life of your power tool. The only implement you need for maintenance is the combination socket tool supplied with your STIHL power tool. For BT 131, FR 131, FS 131, FS 311, HT 133 and KM 131.

Order number **4180 007 4103**

	Order number	Diameter (mm)	Length (mm)	Suitable for earth augers	Use
ACCESSORIES FOR EARTH AUGERS					
EARTH AUGER BIT					
	4404 680 2004	40	695	BT 106, BT 106 C, BT 120 C, BT 121, BT 130, BT 131	For all ground types.
	4404 680 2006	60			
	4404 680 2009	90			
	4404 680 2012	120			
	4404 680 2015	150			
	4404 680 2020	200			
	4404 680 2030	300	750		
EARTH AUGER BIT					
	Ⓢ 4400 000 4209	90	700	BT 360	For all ground types.
	Ⓢ 4400 000 4212	120			
	Ⓢ 4400 000 4215	150			
	Ⓢ 4400 000 4220	200			
	Ⓢ 4400 000 4225	250			
	Ⓢ 4400 000 4228	280			
	Ⓢ 4400 000 4235	350			
PLANT SPIRAL EARTH AUGER BIT					
	4311 680 2515	150	525	BT 106, BT 106 C, BT 120 C, BT 121, BT 130, BT 131	Special auger bit for drilling bore holes for plants. Cylindrical shape.
	Ⓢ 44445 000 4235	350	420	BT 360	

Ⓢ Only while stocks last!

	Order number		Diameter (mm)	Length (mm)	Suitable for earth augers	Use
ACCESSORIES FOR EARTH AUGERS						
SOIL LOOSENER EARTH AUGER BIT						
	4404 680 1900		260	660	BT 106, BT 106 C, BT 120 C, BT 121, BT 130, BT 131	Special auger bit for loosening soil and planting.
	 4440 000 4200		400	870	 BT 360	
SHAFT EXTENSIONS						
	4313 680 2300		-	250	BT 106, BT 106 C, BT 120 C, BT 121, BT 130, BT 131	For extending the earth auger bit in deep bore holes.
	4311 680 2350		-	450		
	 4470 000 4205		-	500	 BT 360	
	 4470 000 4210		-	1.000		
SUPPORT CUSHION						
	4311 748 2500		-	-	BT 106 C, BT 120 C	As a replacement for the existing support cushion.
	4313 748 2501		-	-	BT 121, BT 130, BT 131, BT 230	
DRILL CHUCK						
	4311 680 4010		-	-	BT 106, BT 106 C, BT 120 C, BT 121, BT 130, BT 131	For twist drills up to Ø 13 mm. For use with drills with cylindrical connectors.
ADAPTER (NOT PICTURED)						
	4404 682 3900		-	-	BT 230	For use with the STIHL drill range.

	Order number	Displacement (cm ³)	Power output (kW/hp)	Weight [Ⓞ] (kg)	Sound pressure level [Ⓞ] (dB(A))	Sound power level [Ⓞ] (dB(A))	Vibration level, left/right [Ⓞ] (m/s ²)	STIHL engine (2-MIX / 4-MIX [®])	Spindle speed (rpm)	Automatic decompression valve	STIHL ElastoStart	Long-life air filter system	QuickStop drill brake	Start lock/reverse rotation lock
EARTH AUGERS[Ⓞ]														
BT 131[Ⓞ]	4313 011 2120	36,3	1.4/1.9	10.0	92	100	1.7/2.0	4-MIX [®]	200	●	-	●	●	●
BT 230	UB01 011 2100	40.2	1.55/2.1	10.9	-	-	-	-	250	-	-	-	-	-
BT 360	 4308 200 0004	60,3	2.9/3.9	28.8	99	111	6.8/8.7	-	50	-	●	●	-	●

● Fitted as standard

Ⓞ Drilling tool not included in delivery

Ⓞ Weight excluding fuel and drilling tool

Ⓞ K-factor according to Directive 2006/42/EC = 2.0 dB(A)

Ⓞ K-factor according to Directive 2006/42/EC = 2 m/s²

Ⓞ With support cushion

Ⓞ Depending on the earth auger bit used



HAND-HELD DRILLS AND ACCESSORIES

- For joiners, workmen, municipal workers, gardeners and landscapers
- For drilling wood, erecting fences and benches, and restoring timber structures
- For digging planting holes in garden design, from flowers to perennial plants
- Comprehensive range of practical accessories



BT 45 WOOD DRILL

27.2 cm³ • 0.8 kW / 1.1 hp • 4.8 kg[Ⓞ]

Hand-held drill with powerful petrol engine for drilling wood. Quick-release chuck with a chuck width of 13 mm as standard. Two forward gears, reverse gear and neutral position.



Order number **4314 200 0000**

BT 45 PLANTING HOLE AUGER

27.2 cm³ • 0.8 kW / 1.1 hp • 4.8 kg[Ⓞ]

Hand-held drill with powerful petrol engine for drilling planting holes. As standard with drill adapter and additional handle for drilling planting holes. Two forward gears, reverse gear and neutral position. Available with adapter and additional handle for drilling planting holes.



Order number **4314 200 0001**



PAGE **408**

DYNAMIC DURO



These protective gloves made entirely from cowhide leather are comfortable and pleasant to wear, as well as being extremely durable and offering protection in accordance with EN 388 and EN 420.

[Ⓞ] Weight excluding fuel, fully assembled

PARTS KITS
(NOT PICTURED)

For drilling wood.

Tool-free
Order number
4314 007 1000

With key
Order number
4314 007 1004

ADAPTER
(NOT PICTURED)

For drilling planting holes
Order number
4314 007 1000

For drilling ice
Order number
4314 007 1004

DRILL CHUCK WITH KEY



Chuck width 13 mm.
Order number **4314 710 6500**

HARNESS

Enables easy transportation of the tool. For BT 45.



Order number **4314 710 9000**

STRAP

Ideal for supporting the machine hands-free. For BT 45.



Order number **4314 710 6500**

WATER ATTACHMENT SET

To adapt the hand-held drill for core drilling with water. Includes holder, hose connection with ball valve and coupling for core drill bit with 1/2" attachment up to 150 mm in diameter. For BT 45.



Order number **4314 007 1005**

WOOD DRILL BITS

Hardened and laterally ground with spiral and spurs. With six-socket connector.



Length 320 mm
Ø 13 mm
Order number **4314 682 5013**

Length 460 mm
Ø 19 mm
Order number **4314 682 5019**

Ø 22 mm
Order number **4314 682 5022**

Ø 25 mm
Order number **4314 682 5025**

PLANTING AUGER BITS

Interchangeable head and M14 connection thread.



Length 590 mm
Ø 3" (76 mm)
Order number **4314 680 1903**

Ø 4" (102 mm)
Order number **4314 007 1004**

Ø 5" (127 mm)
Order number **4314 680 1905**

HAND-HELD DRILLS [Ⓢ]		Order number	Displacement (cm ³)	Power output (kW/hp)	Weight (kg) [Ⓢ]	Sound pressure level [Ⓢ] (dB(A))	Sound power level [Ⓢ] (dB(A))	Vibration level, left/right [Ⓢ] (m/s ²)	Spindle speed, lowest gear (rpm)	Spindle speed second gear (rpm)	Spindle speed, reverse gear (rpm)
BT 45	For drilling wood	4314 200 0000	27.2	0.8 / 1.1	4.8	98	103	7.2 / 6.1	910	2,710	810
BT 45	For drilling planting holes	4314 200 0001	27.2	0.8 / 1.1	4.8	98	103	7.2 / 6.1	910	2,710	810

Ⓢ K-factor according to Directive 2006/42/EC = 2.0 dB(A)
 Ⓢ K-factor according to Directive 2006/42/EC = 2 m/s²
 Ⓢ Drilling tool not included in delivery





CLEANING AND CLEARING —



BLOWERS



VACUUM SHREDDERS



SWEEPING MACHINES



HIGH-PRESSURE CLEANERS



WET AND DRY VACUUM CLEANERS



GARDEN SHREDDERS



CLEANING SYSTEMS FOR ALL JOBS.

Blowers, accessories and parts	291	Cleaning agents for high-pressure cleaners	320
Vacuum shredders, accessories and parts	302	High-pressure cleaners for professional use	322
Sweeping machines	307	Accessories for high-pressure cleaners, professional range	324
Compact/mid-range high-pressure cleaners	310	Wet and dry vacuum cleaners	331
Accessories for high-pressure cleaners Compact/mid-range	317	Accessories for wet and dry vacuum cleaners	334



BLOWERS IN DETAIL



TECHNOLOGY

- 01 STIHL ERGOSTART**
Ensures comfortable and effortless starting. A spring between the starter cord reel and crankshaft relieves strain when starting, meaning that excessive pulling on the cord is no longer needed.
- 02 NOISE PROTECTION**
Integrated into the blower tube to ensure relatively low noise even when the engine is working at high power.
- 03 HD2 FILTER**
Keeps even the finest dust away from the engine, ensuring a particularly long service life. Special material means it can easily be washed clean, using STIHL Varioclean and warm water for example.

COMFORT

- 04 STIHL ANTI-VIBRATION SYSTEM**
Enables more comfortable work, as buffer and spring elements reduce the transmission of engine vibrations to the operator's arms and hands.
- 05 LOCKING THROTTLE LEVER WITH STOP BUTTON**
The throttle lever can be locked in full throttle position. A flick of the thumb shuts off the engine. The tool is then immediately ready to start again.

PETROL BLOWERS

- For homeowners, caretakers, landscapers and municipal workers
- Hand-held and backpack version
- Powerful and efficient
- Very comfortable to use



ONLY AVAILABLE IN
SELECTED MARKETS



BG 50

27.2 cm³ • 3.6 kg[Ⓢ]

Lightweight blower for use around the garden and grounds maintenance. Round nozzle, single-piece blower tube, throttle lever for infinitely variable speed control.

Order number 4241 011 1730



BG 56

27.2 cm³ • 4.1 kg[Ⓢ]

Quickly clears leaves and grass cuttings. Round nozzle, stop button.

Order number 4241 011 1750

QUIET VERSION



BG 66-D

27.2 cm³ • 4.5 kg[Ⓢ]

Reduced noise, with powerful blowing. Integrated muffler, round nozzle, catalytic converter, stop button.

Order number 4241 011 1747

Additional versions: BG 66 C-E D see table on page 301



BG 86

27.2 cm³ • 4.4 kg[Ⓢ]

Suitable for clearing large areas of leaves and grass thanks to the new HD2 filter, as well as for work in very dusty areas. Round nozzle, flat nozzle, STIHL anti-vibration system, STIHL ElastoStart, locking throttle lever with stop button.

Order number 4241 011 1753

C = Comfort version
E = STIHL ErgoStart
D = Catalytic converter

Ⓢ Weight excluding fuel, fully assembled



**BR 200**27.2 cm³ • 5.7 kg^①

Compact and very light tool. STIHL anti-vibration system, straightforward start logic, locking throttle lever with stop button, carry handle.

Order number **4241 011 1605****BR 430**63.3 cm³ • 10.2 kg^①

High-performance blower for easily removing grass and hedge cuttings, leaves and debris from large areas. Soft handle, STIHL anti-vibration system, wide shoulder straps, STIHL ElastoStart, straightforward start logic, locking throttle lever with stop button, carry handle.

Order number **4244 011 1620****BR 350**63.3 cm³ • 10.1 kg^①

Reliable entry-level tool for professionals. STIHL anti-vibration system, straightforward start logic, locking throttle lever with stop button, carry handle.

Order number **4244 011 1600**

START THE TOOL WITH THE PUSH OF A BUTTON

BR 450 C-EF63.3 cm³ • 11.5 kg^①

Very powerful blower with STIHL ElectroStart for convenient restart while wearing on the back. Additional pull starter with STIHL ErgoStart for starting at temperatures below 0°C. Soft handle, STIHL anti-vibration system, wide shoulder straps, straightforward start logic, locking throttle lever with stop button, infinitely variable blower tube adjustment, tool-free handle position adjustment.

Order number **4244 011 1632****BR 420**56.5 cm³ • 9.1 kg^①

High-performance blower for removing grass and hedge cuttings, leaves and debris from large areas. STIHL anti-vibration system, wide shoulder straps, STIHL ElastoStart, locking throttle lever, carry handle.

Order number **4203 011 1633**

QUIET VERSION

BR 50064.8 cm³ • 10.4 kg^①

Active measures such as the STIHL 4-MIX® engine and passive measures such as the integrated muffler significantly reduce operating noise. This means it is particularly well-suited for large jobs in noise-sensitive areas. Soft handle, STIHL anti-vibration system, wide, ergonomically shaped shoulder straps, locking throttle lever with stop button, carry handle.

Order number **4282 200 0020**

C = Comfort version
E = STIHL ErgoStart
F = STIHL Electrostart

① Weight excluding fuel, fully assembled

**BR 550**64.8 cm³ • 10.1 kg^①

Powerful blower with length-adjustable blower tube and STIHL 4-MIX® engine for reduced operating noise. This means it is also suitable for use in noise-sensitive areas. STIHL anti-vibration system, hip belt.

Order number 4282 011 1630

**BR 700**64.8 cm³ • 10.9 kg^①

Extremely high-performance blower with exceptional blowing power. Tool-free adjustment of the handle position and infinitely variable adjustment of the blower tube. Soft handle. STIHL anti-vibration system, STIHL 4-MIX® engine. Ergonomically shaped, wide shoulder straps, hip belt, locking throttle lever with stop button, carry handle. The optional bike handle is recommended when working with curved nozzles for long periods.

Order number 4282 200 0021

**BR 600**64.8 cm³ • 10.3 kg^①

Extremely high-performance blower with good blowing power. Soft handle, STIHL anti-vibration system, STIHL 4-MIX® engine, wide, ergonomically shaped shoulder straps, hip belt, locking throttle lever with stop button, carry handle. The optional bike handle is recommended when working with curved nozzles for long periods.

Order number 4282 200 0022

**BR 800 C-E**79.9 cm³ • 11.7 kg^①

The most powerful STIHL blower. practical side start for convenient restart while wearing on the back. Tool-free adjustment of the handle position and infinitely variable adjustment of the blower tube. Soft handle, STIHL anti-vibration system, ergonomically shaped, wide shoulder straps, hip belt, chest belt, STIHL 4-MIX engine, simple start logic, infinitely variable locking throttle lever with stop button, carry handle.

Order number 4283 011 1603

**APPROPRIATE FUELS AND LUBRICANTS**SEE FROM **PAGE 352**

CORDLESS BLOWERS

- Ideal for cleaning in noise-sensitive residential areas and hospital gardens, kindergartens, etc.
- Quietest blower in the range
- Cordless and emissions-free




BGA 45

18 V • 2.2 kg^①



Easy-to-manoeuvre cordless blower for cleaning small outdoor areas at home. Round nozzle, integrated lithium-ion battery (45 Wh) with charge-level indicator. Battery charging time: 210 min / 300 min (80 % / 100 %).

Order number **4513 011 5900**



BGA 57

36 V • 2.3 kg^②



Pleasantly quiet cordless blower. For use in residential areas to gather leaves, grass, paper and other waste into piles. Round nozzle, soft handle, and three-setting length-adjustable blower tube that can be adapted to match the user's size. Flat nozzle for increased air speed available as an accessory.

BGA 57 excluding battery and charger

Order number **4523 011 5960**

BGA 57 set with AK 20 and AL 101

Order number **4523 011 5970**

BGA 57 set with 2 × AK 20 and AL 101

Order number **4523 200 0006**



SUITABLE BATTERIES AND OTHER ACCESSORIES

SEE FROM **PAGE 12**

① Weight including battery
② Weight without battery

Ⓢ Explanation of symbols on page 472

**NEW****BGA 60**36 V • 2.3 kg^②

Powerful cordless blower for private users, caretakers and cleaning services. For gathering dry or wet leaves, paper and other waste into piles. Boost mode provides 60% more blowing power than the BGA 57. With powerful EC engine, variable blowing force, round nozzle, easily length-adjustable blower tube and metal ring to protect blower nozzle.

BGA 60 excluding battery and charger

Order number **BA04 011 5900**

BGA 60 set with AK 30 and AL 101

Order number **BA04 011 5940**

**BGA 100**36 V • 2.5 kg^②

Pleasantly quiet, lightweight and powerful cordless blower for professional use, especially in urban, noise-sensitive areas. Round nozzle, soft handle, three power levels with additional boost function, three-setting length-adjustable blower tube, lifting eyelet for support cushion (accessories). Flat nozzle for increased air speed available as an accessory. Cordless operation via a connecting cable and battery belt, AP carrying system, or AR backpack battery (see page 53).

BGA 100 excluding battery and charger

Order number **4866 011 5900**

**BGA 86**36 V • 2.8 kg^②

Comfortable to operate, powerful cordless blower for professional use, particularly in urban areas such as play grounds and car parks. For removing leaves, plant waste and dirt. Round nozzle, soft handle, three-setting length-adjustable blower tube, variable blowing force adjustment. Flat nozzle for increased air speed available as an accessory.

BGA 86 excluding battery and charger

Order number **BA02 011 5900**

INCLUDING COMFORT CARRYING SYSTEM**BGA 200**36 V • 3.2 kg^②

Very powerful cordless blower from STIHL. Pleasantly quiet for professional use in urban and noise-sensitive areas. Hand-held operation is ideal for use in narrow and awkward spaces. For extended periods or large areas of work, the specially developed comfort carrying system gives you the option of easily hooking the BGA 200 onto a harness. Switching between hand-held and mounted mode couldn't be quicker or easier, making the BGA 200 a flexible 2-in-1 power tool. The curved shape of the BGA 200 ensures that, in spite of the powerful airflow, there is no tipping or turning effect on the blower itself, reducing the strain on your wrist. The second handle and locking throttle make it even more comfortable to use. At the press of a button, the blower tube length can be very easily adapted for different cleaning situations such as cleaning in corners. The standard comfort carrying system is attached to the hip belt of the carrying system for AR L backpack batteries.

BGA 200 excluding battery and charger, including comfort carrying system

Order number **BA01 200 0000**





NEW BGA 300

OUR MOST POWERFUL PROFESSIONAL CORDLESS BACKPACK BLOWER

APIII
SYSTEM

AR 3000 L

36 V • 7,4 kg^①



BGA 300 excluding battery and charger

Order number **BA03 011 5900**



The first backpack cordless blower in the STIHL range is also the most powerful. Especially quiet thanks to the STIHL noise reduction system. This innovative technology reduces noise emissions for householders and people in the vicinity, with a reduced volume output ensuring a comfortable sound level that never exceeds 93 dB(A). In addition, noise peaks at the high-performance turbine input are reduced to such an extent that uniformly low noise emissions are achieved all around the power tool - i.e. 360°. This means landscape gardeners and municipal cleaning companies can efficiently remove leaves from large areas, including in noise-sensitive areas. Even wet, heavy leaves can be removed quickly and easily thanks to the high air speed of the BGA 300 of up to 86 m/s. For optimum energy management, the user can quickly and easily use the control handle with LED display to adapt the blowing force to the respective cleaning task, with four predefined power levels to choose from (level 1 to 3/boost). The blower tube of the BGA 300 is equipped with infinitely variable quick adjustment, which means that it can be shortened in an instant - for example for use in tight, narrow areas - and can then be extended again just as easily. The position of the control handle can also be individually adjusted to suit the user's arm length, by means of the quick-release mechanism. The ergonomic carrying system with hip belt and the STIHL AR L backpack battery's centre of gravity being close to the user's body mean optimum weight distribution. AR L backpack battery not included.

^① Weight including battery

^② Explanation of symbols on page 472

ELECTRIC BLOWERS

- For homeowners
- Ideal for frequent use on private grounds
- Comfortably quiet operation
- High blowing power



BGE 71

230 V • 1.1 kW • 3.0 kg[Ⓢ]

For cleaning small to medium outdoor spaces around the home. Flat nozzle, cable strain relief, can also be used as a vacuum shredder in conjunction with the retrofittable vacuum attachment.

Order number 4811 011 1544



BGE 81

230 V • 1.4 kW • 3.3 kg[Ⓢ]

For cleaning large outdoor domestic spaces. Flat nozzle, soft handle, infinitely variable speed control, lock button to lock air stream, cable strain relief, can also be used as a vacuum shredder with the retrofittable vacuum attachment.

Order number 4811 011 1552



PROFESSIONAL TIP

Your electric blower can easily be used as a vacuum shredder that shreds the vacuumed leaves straight away before they're put into the collection bag. The shredded leaves can then ideally be used for mulching. To do this you simply need the attachment set for electric blowers, which you can find on the right.

[Ⓢ] Weight excluding cable



ACCESSORIES AND PARTS FOR BLOWERS

- For extending the range of possible applications
- Various nozzles
- Gutter-cleaning set
- Harness for improved user comfort



NEW SERVICE KITS

You can perform simple maintenance tasks on your STIHL petrol blowers, mistblowers and vacuum shredders with the help of our Service Kits. Each kit includes a spark plug, fuel filter and air filter. With proactive, regular standard maintenance you can not only protect machine components and parts against dirt and damage, but also maximise the service life of your power tool. The only implement you need to carry out maintenance is the combination socket tool supplied with your STIHL power tool.

Service Kit 33 for BG 45, BG 46, BG 50, BG 55, BG 65, BG 85, BR 45, SH 55, SH 85

Order number **4229 007 4100**

Service Kit 36 for BG 56, BG 66, BG 86 (machine number < 290821925), SH 56, SH 86 (machine number < 290657469)

Order number **4241 007 4100**

Service Kit 37 for BG 86 (machine number > 290871694), SH 86 (machine number > 291051831)

Order number **4241 007 4101**

Service Kit 38 for FS 350, FS 430, FS 450, FS 430, SR 450

Order number **4244 007 4100**

Service Kit 39 for BR 500, BR 600, BR 700

Order number **4282 007 4100**

Service Kit 40 for BR 800

Order number **4283 007 4101**

HIP BELTS

Equally distributes the weight across the hips. Soft padding.



For BR 350, BR 430, BR 450

Order number **4203 710 9102**

For BR 500

Order number **4282 710 9101**

GUTTER-CLEANING SET

For clearing dirt and leaves. Approx. 3 m long blower tube, for BG 56, BG 66, BG 86, BGE 71 and BGE 81.



Order number **4241 007 1003**



COMFORT CARRYING SYSTEM FOR THE BGA 200

The comfort carrying system enables the BGA 200 to be used in different ways - either hand-held or hooked into a slot on the side of the user's body. These two modes can be switched between easily and incredibly rapidly, making your work so much easier - particularly during longer periods of use. The comfort carrying system can only be used as part of a carrying system for AR L backpack batteries. It cannot be used with the battery belt or the AP carrying system. AR L batteries and the AR L battery carrying system are not included in the scope of delivery.

Order number **BA01 490 0400**

VACUUM ATTACHMENTS

For converting the electric blower into an electric vacuum shredder. For BG 56 and BG 86.



Order number **4241 700 2200**

For converting the blower into an electric vacuum shredder. For BGE 71 and BGE 81.



Order number **4811 700 2201**

Order number

Shape

Suitable for blower

Use

FLAT NOZZLES				
	4866 701 8301	straight	BGA 57, BGA 86, BGA 100	Makes heavy or wet blowable materials easier to remove thanks to the high air speed.
	4241 708 6302	curved	BG 56, BG 86, BGE 71, BGE 81, SHA 56	Enables work on large surfaces, directs the air stream parallel to the ground.
	4282 708 6340	curved	BR 430, BR 500, BR 600	
	4282 708 6304	curved	BR 700, BR 800	
ROUND NOZZLES				
	4244 708 6300	straight	BR 350	For effortless operation due to straight nozzle shape.
	4282 708 6360	straight	BR 430	
	4244 708 6301	straight	BR 450	Lengthens the blower tube compared to the standard straight nozzle. We recommend using the tool with the bike handle 4282 790 1700 for effortless work.
	4282 708 6303	curved	BR 800	



BIKE HANDLE

Distributes recoil from the blower onto both arms. Especially useful with curved nozzles, for BR 350, BR 430, BR 450, BR 500, BR 600, BR 700 and BR 800.



Order number **4282 790 1700**

SUPPORT CUSHION SET

Support cushion with strap adapter for securing the support cushion to the battery belt with harness, to the AP carrying system or to the AR L carrying system. For BGA 100, KMA 130 R, KMA 135 R, FSA 130, FSA 130 R, FSA 135, FSA 135 R and RGA 140.



Order number **0000 007 1045**

CARRY BAG

Perfect for transporting and storing the tool together with the FS-KM or HL-KM KombiTools. Suitable for KMA 130 R, KMA 135 R, HSA 56, HSA 66, HSA 86, HLA 56, BGA 86, BGA 100 and all KombiEngines with loop handle.



Order number **0000 881 0507**

CHEST BELT

Ensures the shoulder straps are securely positioned. For BR 200, BR 350, BR 430, BR 450, BR 500, BR 600 and BR 700.



Order number **0000 790 7700**

Order number

Displacement (cm³)

Rated voltage (V)

PETROL BLOWERS

BG 50	4241 011 1730	27.2	-
BG 56	4241 011 1750	27.2	-
BG 66-D	4241 011 1747	27.2	-
BG 66 C-E D	4241 011 1748	27.2	-
BG 86	4241 011 1753	27.2	-
BR 200	4241 011 1605	27.2	-
BR 350	4244 011 1600	63.3	-
BR 420	4203 011 1633	56.5	-
BR 430	4244 011 1620	63.3	-
BR 450 C-EF	4244 011 1632	63.3	-
BR 500	4282 200 0020	64.8	-
BR 550	4282 011 1630	64.8	-
BR 600	4282 200 0022	64.8	-
BR 700	4282 200 0021	64.8	-
BR 800 C-E	4283 011 1603	79.9	-

CORDLESS BLOWERS

BGA 45	4513 011 5900	-	18
BGA 57	4523 011 5960	-	36
BGA 57 set with AK 20 + AL 101	4523 011 5970	-	36
BGA 57 set with 2 × AK 20 + AL 101	4523 200 0006	-	36
BGA 60	NEW BA04 011 5900	-	36
BGA 60 set with AK 30 + AL 101	NEW BA04 011 5940	-	36
BGA 86	BA02 011 5900	-	36
BGA 100	4866 011 5900	-	36
BGA 200	BA01 200 0000	-	36
BGA 300	NEW BA03 011 5900	-	36

ELECTRIC BLOWERS

BGE 71	4811 011 1544	-	230
BGE 81	4811 011 1552	-	230

● Fitted as standard C = Comfort version E = STIHL ErgoStart
○ Retrofittable (accessory) D = Catalytic converter F = STIHL Electrostart

Power consumption (kW)	Weight (kg)	Blowing force ^① (N)	Max. air speed (m/s) with round nozzle / flat nozzle	Air throughput (m³/h) with round nozzle / flat nozzle	Sound pressure level ^② (dB(A))	Sound power level ^③ (dB(A))	Vibration level right ^④ (m/s²)	STIHL engine (2-MIX / 4-MIX®) / cordless STIHL cordless system	Round nozzle / flat nozzle	STIHL anti-vibration system	STIHL ElastoStart / ErgoStart	STIHL side start	STIHL ElectroStart	Chest belt / hip belt	Vacuum attachment	Catalytic converter
-	3.6 ^①	13	71/-	700/-	92	105	10.5	2-MIX	●/○	-	○/-	-	-	-/-	○	-
-	4.1 ^①	13	71/-	700/-	90	104	8.0	2-MIX	●/○	-	○/-	-	-	-/-	○	-
-	4.5 ^①	10	62/-	630/-	86	99	7.8	2-MIX	●/-	-	○/-	-	-	-/-	-	●
-	4.8 ^①	10	62/-	630/-	86	99	2.1	2-MIX	●/-	●	-/●	-	-	-/-	-	●
-	4.4 ^①	15	76/89	755/620	90	104	2.5	2-MIX	●/●	●	-/-	-	-	-/-	○	-
-	5.7 ^①	12	67/-	680/-	96	103	3.0	2-MIX	●/-	●	-/-	-	-	○/-	-	-
-	10.1 ^①	17	90/-	740/-	98	106	3.9	2-MIX	●/○	●	-/-	-	-	○/○	-	-
-	9.1 ^①	19	95/-	850/-	101	109	1.3	-	●/○	●	●/-	-	-	○/○	-	-
-	10.2 ^①	26	98/-	850/-	101	108	2.5	2-MIX	●/○	●	●/-	-	-	○/○	-	-
-	11.5 ^①	28	99/-	1,090/-	102	108	2.5	2-MIX	●/-	●	-/●	-	●	○/○	-	-
-	10.4 ^①	22	93/-	925/-	90	100	1.4	4-MIX®	●/○	●	-/-	-	-	○/○	-	-
-	10.1 ^①	27	113/-	930/-	98	107	1.6	4-MIX®	●/-	●	-/-	-	-	●/●	-	-
-	10.3 ^①	32	106/-	1,150/-	100	108	1.8	4-MIX®	●/○	●	-/-	-	-	○/●	-	-
-	10.9 ^①	35	88/-	1,550/-	101	109	2.5	4-MIX®	●/○	●	-/-	-	-	○/●	-	-
-	11.7 ^①	41	97/-	1,700/-	104	112	3.5	4-MIX®	●/-	●	-/●	●	-	●/●	-	-
-	2.2 ^①	5	44/-	420/-	76	87	3.2	AI-Line	●/-	-	-/-	-	-	-/-	-	-
-	2.3 ^①	9	55/60	620/560	79	90	0.6	AK-System	●/○	-	-/-	-	-	-/-	-	-
-	3.5 ^①	9	55/60	620/560	79	90	0.6	AK-System	●/○	-	-/-	-	-	-/-	-	-
-	3.5 ^①	9	55/60	620/560	79	90	0.6	AK-System	●/○	-	-/-	-	-	-/-	-	-
-	2.3 ^①	15	69 ^⑤ /-	780 ^⑥ /-	76	89	1.2	AK-System	●/-	-	-/-	-	-	-/-	-	-
-	3.5 ^①	15	69 ^⑤ /-	780 ^⑥ /-	76	89	1.2	AK-System	●/-	-	-/-	-	-	-/-	-	-
-	2.8 ^①	15	69/76	780/710	79	90	0.5	AP-System	●/○	-	-/-	-	-	-/-	-	-
-	2.5 ^①	17 ^⑦	75 ^⑧ /81	840 ^⑨ /760	80	90	0.9	AP-System	●/○	-	-/-	-	-	-/-	-	-
-	3.2 ^①	21 ^⑦	84 ^⑧ /-	940 ^⑨ /-	80	91	0.7	AP-System	●/-	-	-/-	-	-	-/-	-	-
-	7.4 ^①	26 ^⑦	86 ^⑧ /-	970 ^⑨ /-	83	93	1.0	AP-System	●/-	-	-/-	-	-	-/●	-	-
1.1	3.0 ^①	9	-/70	-/485	85	100	1.0	-	-/●	-	-/-	-	-	-/-	○	-
1.4	3.3 ^①	12	-/82	-/565	89	103	4.1	-	-/●	-	-/-	-	-	-/-	○	-

① Combination of air speed and air throughput
 ② K-factor according to Dir. 2006/42/EC = 2.0 dB(A) with standard tool
 ③ K-factor according to Dir. 2006/42/EC = 2 m/s²
 ④ Weight excluding fuel, fully assembled
 ⑤ Weight including battery
 ⑥ Weight without battery
 ⑦ Weight including battery, excluding charger
 ⑧ Weight excluding cable
 ⑨ In boost



VACUUM SHREDDERS, ACCESSORIES AND PARTS

- For home and professional users
- For removing and shredding leaves and cuttings
- Can also be used as a blower



SH 56

27.2 cm³ • 5.4 kg^①

Ideal for cleaning medium-sized areas. Infinitely variable speed control, round nozzle.

Order number **4241 011 0928**

Additional versions: SH 56 C-E see table on page 304



SH 86

27.2 cm³ • 5.8 kg^①

Ideal for cleaning large areas. Infinitely variable speed control, round nozzle, flat nozzle, lock button, STIHL ElastoStart, STIHL anti-vibration system, HD2 filter.

Order number **4241 011 0932**



APPROPRIATE FUELS AND LUBRICANTS

SEE FROM **PAGE 352**



SUITABLE BATTERIES AND OTHER ACCESSORIES

SEE FROM **PAGE 12**

C = Comfort version
E = STIHL ErgoStart

ACCESSORIES:

NEW
COLLECTION
BAG ATTACH-
MENT SET



See page 304

INCLUDING BLOWER TUBE



NEW
SHA 56

36 V • 4.2 kg[ⓐ]



The first cordless vacuum shredder in the STIHL range. Can be used as a practical 2-in-1 power tool for vacuuming up foliage and hedge cuttings as well as gathering leaves or paper into piles. Converts easily from vacuum shredder to blower - no tools required. Rotatable handle with variable speed regulator for excellent ergonomics in both operating modes. Additional front handle, metal star-shaped shredder and padded harness for use as a vacuum shredder. The collection bag hooks onto the suction tube and has an asymmetrical design for maximum legroom. Backpack collection bag available as an accessory. Round nozzle and two-setting length-adjustable blower tube when used as a blower. Flat nozzle for increased air speed available as an accessory.

SHA 56 excluding battery and charger

Order number **SA02 011 7100**

SHA 56 set with AK 20 and AL 101

Order number **SA02 200 0000**



READY FOR USE WITH A SINGLE TWIST

Whether you use the SHA 56 as a vacuum shredder or a blower, the rotatable handle ensures outstanding ergonomics and gives you greater comfort as you work. For tool-free conversion from vacuum shredder to blower (or vice versa), simply twist the handle 180 degrees and the SHA 56 fits comfortably in your hand, ready to go. The variable speed regulator above the handle can be used to control the suction and blowing force of the SHA 56, while its specially angled handle ensures even more comfortable handling for vacuum shredder operation.



SHE 71

230 V • 1.1 kW • 4.1 kg[ⓐ]

Perfect for use in residential areas.
Flat nozzle, blower function.

Order number **4811 011 0819**



SHE 81

230 V • 1.4 kW • 4.5 kg[ⓐ]

For large areas and outdoor domestic spaces. Infinitely variable speed control, locking throttle, rubberised handle, flat nozzle, blower function.

Order number **4811 011 0840**

ⓐ Weight excluding fuel, fully assembled
ⓑ Weight without battery in vacuum mode

ⓒ Weight excluding cable
ⓓ Explanation of symbols on page 472



DUST-REDUCING COLLECTION BAG

45 l. For particularly dusty jobs. For SH 56, SH 86, SHA 56, SHE 71 and SHE 81. The collection bag attachment set should be selected for use with the SHA 56.



Order number **4229 708 9701**

NEW COLLECTION BAG ATTACHMENT SET

45 l shoulder-worn collection bag for SHA 56. Reduces tool weight for fatigue-free working. Attachment set including collection bag, elbow and adapter. Can be mounted on the SHA 56 without tools.



Order number **SA02 007 1000**

CURVED FLAT NOZZLE

For SH 56, SH 86, SHA 56, SHE 71 and SHE 81.



Order number **4241 708 6302**

GUTTER-CLEANING SET

For clearing dirt and leaves. Approx. 3 m long blower tube, for SH 56, SH 86, SHE 71 and SHE 81.



Order number **4241 007 1003**

Order number		Displacement (cm ³)	Rated voltage (V)	Power consumption (kW)	Weight (kg), including accessories	Sound pressure level ^① (dB(A))	Sound power level ^② (dB(A))	Vibration level left/right ^③ (m/s ²)	STIHL engine (2-MIX/4-MIX [®]) / cordless STIHL cordless system	Air throughput (m ³ /h) in vacuum mode		
PETROL VACUUM SHREDDERS												
SH 56	4241 011 0928	27.2	-	-	5.4 ^④	94	105	9.1/8.0	2-MIX	710		
SH 56 C-E	4241 011 0929	27.2	-	-	5.4 ^④	94	105	9.1/8.0	2-MIX	710		
SH 86	4241 011 0932	27.2	-	-	5.8 ^④	93	106	2.5/1.9	2-MIX	770		
CORDLESS VACUUM SHREDDER												
SHA 56	NEW	in vacuum mode	SA02 011 7100	-	36	-	4.2 ^④	83	96	0.8/0.8	AK-System	510
		in blower mode					3.2 ^④	81	96	1.1 ^⑤ / -		-
SHA 56 set with AK 20 + AL 101	NEW	in vacuum mode	SA02 200 0000	-	36	-	5.4 ^④	83	96	0.8/0.8	AK-System	510
		in blower mode					4.4 ^④	81	96	1.1 ^⑤ / -		-
ELECTRIC VACUUM SHREDDERS												
SHE 71	4811 011 0819	-	230	1.1	4.1 ^④	85	101	1.2/0.8	-	540		
SHE 81	4811 011 0840	-	230	1.4	4.5 ^④	88	103	5.6/2.6	-	610		

● Fitted as standard
○ Retrofittable (accessory)

C = Comfort version
E = STIHL ErgoStart

① K-factor according to Dir. 2006/42/EC = 2.0 dB(A) with standard tool
② K-factor according to Dir. 2006/42/EC = 2 m/s²
③ Combination of air speed and air throughput
④ Weight excluding fuel, fully assembled

⑤ Weight without battery
⑥ Weight including battery, excluding charger
⑦ Weight excluding cable
⑧ in boost

NEW SERVICE KITS



You can perform simple maintenance tasks on your STIHL petrol-powered blowers, mistblowers and vacuum shredders with the help of our Service Kits. Each kit includes a spark plug, fuel filter and air filter. With proactive, regular standard maintenance you can not only protect machine components and parts against dirt and damage, but also maximise the service life of your power tool. The only implement you need to carry out maintenance is the combination socket tool supplied with your STIHL power tool.

Service Kit 33 for BG 45, BG 46, BG 50, BG 55, BG 65, BG 85, BR 45, SH 55, SH 85

Order number **4229 007 4100**

Service Kit 36 for BG 56, BG 66, BG 86 (machine number < 290821925), SH 56, SH 86 (machine number < 290657469)


Order number **4241 007 4100**

Service Kit 37 for BG 86 (machine number > 290871694),

SH 86 (machine number > 291051831)

Order number **4241 007 4101**

Blowing force [®] (N)	Max. air speed (m/s) With round nozzle / flat nozzle	Air throughput (m ³ /h) with round nozzle / flat nozzle	Collection bag volume (l)	STIHL anti-vibration system	STIHL ElastoStart	STIHL ErgoStart	Round nozzle / flat nozzle	Infinitely variable speed control	Manual fuel pump
13	71/-	700/-	45	-	o	-	●/o	●	●
13	71/-	700/-	45	-	-	●	●/o	●	●
15	76/89	755/620	45	●	●	-	●/●	●	●
-	-	-	40	-	-	-	-	●	-
8	47/-	560/-	-	-	-	-	●/o	●	-
-	-	-	40	-	-	-	-	●	-
8	47/-	560/-	-	-	-	-	●/o	●	-
9	-/70	-/485	45	-	-	-	-/●	-	-
12	-/82	-/565	45	-	-	-	-/●	●	-



SWEEPING MACHINES IN DETAIL



TECHNOLOGY

- 01 SEALING STRIPS AND AIR FILTER**
Ensure that even fine particles are held back during sweeping.
- 02 STIHL MULTICLEAN SWEEPING SYSTEM**
Enables a huge range of dirt to be picked up – even heavy and wet dirt as well as drinks cans and PET bottles. The STIHL MultiClean PLUS with additional power sweep takes care of very fine dust. Debris is brushed up in front of the machine before it can get caught under the tool.
- 03 LONG-LASTING MATERIALS**
The bristles made of low-wear nylon come with a 4-year STIHL durability warranty.

COMFORT

- 04 PRACTICAL WASTE CONTAINER**
With a very large volume, this container accommodates a lot of swept-up debris but takes up little space. The tool can be placed and stored upright on the container to save space, without any of the contents falling out.
- 05 CENTRAL HEIGHT ADJUSTMENT AND BRISTLE HOLD-DOWN CLAMP**
Enables the sweeping machines to be adapted to a huge range of surfaces. The laterally projecting brushes and bristle hold-down clamp even make it possible to clean areas directly next to walls and curbs.
- 06 LONG-LIFE GEAR MECHANISM AND ERGONOMIC, HEIGHT-ADJUSTABLE PUSH BAR**
Its low weight, long-life gear mechanism with optimum power transmission and ergonomically designed push bar make this tool easy and comfortable to push.

SWEEPING MACHINES

- For home and professional users
- For cleaning paths, car parks and driveways
- Sweeps coarse, fine, heavy and wet debris
- With the efficient STIHL MultiClean and MultiClean Plus sweeping systems



KG 550

Container capacity 25 l • Sweeping width 55 cm • 6.0 kg

For sweeping around the house. STIHL MultiClean sweeping system, 8-level central height adjustment, lateral wheels, suitable for outdoor use, four-year durability warranty on the low-wear nylon bristles.

Order number 4860 019 4705



KG 770

Container capacity 50 l • Sweeping width 77 cm • 13.0 kg

For low-dust sweeping of large areas both indoors and outdoors. STIHL MultiClean PLUS sweeping system, 8-level central height adjustment, low-dust sweeping process, bristle hold-down clamp, ergonomically shaped 2-fold height adjustment push bar, lateral wheels, transport handle, can be stored upright to save space, four-year durability warranty on the low-wear nylon bristles.

Order number 4860 019 4706





APIII
SYSTEM
AP 200

KGA 770

36 V • Container capacity 50 l • Sweeping width 77 cm • 16.0 kg[ⓐ]



Cordless sweeping machine for large areas both indoors and outdoors. STIHL MultiClean PLUS sweeping system, 8-fold central height adjustment, lateral guide roller, transport handle, stores upright to save space, ergonomically shaped 2-fold height-adjustable push bar. Easy and effortless to push due to the cordless operation of the circular brushes and power sweep. This enables thorough cleaning of edges and corners, even when the machine is stationary. The low-wear nylon bristles come with a four-year durability warranty.

KGA 770 excluding battery and charger
Order number **4860 011 4703**



SUITABLE BATTERIES AND OTHER ACCESSORIES

SEE FROM **PAGE 12**

Order number

Container capacity (l)

Sweep width (cm)

Rated voltage (V)

Weight (kg)

Sound pressure level[ⓐ] (dB(A))

Sound power level[ⓐ] (dB(A))

For areas up to... (m²)

Sweeping concept

Central height adjustment

Protective cover for the long-life transmission

All-around sealing + air filter

Bristle hold-down clamp

Ergonomically designed push bar

Battery operation (for circular brushes/ power sweep)

Indoor areas: Interlocking paving stones/ sealed floors

Outside areas: Asphalt/ exposed aggregate concrete/ interlocking paving stones/ cobblestones

SWEEPING MACHINES																	
Model	Order number	Container capacity (l)	Sweep width (cm)	Rated voltage (V)	Weight (kg)	Sound pressure level [ⓐ] (dB(A))	Sound power level [ⓐ] (dB(A))	For areas up to... (m ²)	Sweeping concept	Central height adjustment	Protective cover for the long-life transmission	All-around sealing + air filter	Bristle hold-down clamp	Ergonomically designed push bar	Battery operation (for circular brushes/ power sweep)	Indoor areas: Interlocking paving stones/ sealed floors	Outside areas: Asphalt/ exposed aggregate concrete/ interlocking paving stones/ cobblestones
KG 550	4860 019 4705	25	55	-	6.0	-	-	300	MultiClean	●	-	-	-	-	-/-	-/-	●/●/●/●
KG 770	4860 019 4706	50	77	-	13.0	-	-	1,500	MultiClean PLUS	●	●	●	●	●	-/-	●/●	●/●/●/●
CORDLESS SWEEPING MACHINE																	
KGA 770	4860 011 4703	50	77	36	16.0 [ⓐ]	64	80	2,000	MultiClean PLUS	●	●	●	●	●	●/●	●/●	●/●/●/●

● Fitted as standard

ⓐ Weight without battery

ⓐ K-factor according to Dir. 2006/42/EC = 2.0 dB(A) with standard tool

ⓐ Explanation of symbols on page 472

HIGH-PRESSURE CLEANERS IN DETAIL



TECHNOLOGY

- 01 PRESSURE/QUANTITY CONTROL AND PRESSURE GAUGE**
The working pressure and water quantity can be adapted to the cleaning task at hand on an infinitely variable basis. The pressure gauge on the device shows the set pressure in each case.
- 02 BRASS PUMP WITH CERAMIC PISTONS**
The ceramic-coated pistons make the pump very robust and ensure a long service life.
- 03 BRUSHLESS INDUCTION MOTOR**
STIHL high-pressure cleaners boast particularly robust and durable brushless induction motors.
- 04 STEEL-REINFORCED HIGH-PRESSURE HOSE**
The high-pressure hose reinforced with steel mesh is highly robust and suitable for use under very demanding conditions.

COMFORT

- 05 INTEGRATED HOSE REEL**
PLUS models have an integrated hose reel for comfortable and safe storage of the high-pressure hose. The crank handle can be folded in for transport and storage.
- 06 INTEGRATED CLEANING AGENT TANK WITH DOSING CONTROL**
These power tools feature an integrated 2-litre tank for cleaning agents. The dosing of the relevant cleaning agent can be adjusted using the dosage regulator.
- 07 COMFORT GUN WITH ANTI-TWIST QUICK-RELEASE COUPLING AND ROTATING SPRAY LANCE**
Anti-twist quick-release coupling allows the high-pressure gun to be connected to the high-pressure hose quickly. Using the rotating spray lance, the high-pressure jet can always be perfectly directed towards the cleaning task at hand.
- 08 ALUMINIUM TELESCOPIC HANDLE**
High-quality extending telescopic handle for comfortable transport and space-saving storage.
- 09 INTEGRATED NOZZLE STORAGE COMPARTMENT**
The nozzles can be stored safely in the practical storage compartment.



COMPACT HIGH-PRESSURE CLEANERS

- For cleaning jobs around the home and garden and for private car cleaning[®]
- For cleaning garden furniture, stairwells, walkways and terraces
- Compact, convenient, powerful entry-level tools
- With clever details and high-quality features



RE 80 X

RE 80

NEW**RE 80 X**

Max. 120 bar • max. 430 l/h • 7.0 kg

Ultra-compact, portable, lightweight tool for easy transport and storage. With hard-wearing aluminium high-pressure pump, rotary nozzle, adjustable fan jet nozzle, cleaning agent spray set. Compact, secure accessory storage directly on the high-pressure cleaner. Quick-release coupling for easy connection of high-pressure hose to high-pressure cleaner and lance.

Order number **RE02 011 4505**

NEW**RE 80**

Max. 120 bar • max. 430 l/h • 7.0 kg

Lightweight, compact entry-level tool with hard-wearing aluminium high-pressure pump, rotary nozzle, adjustable fan jet nozzle, cleaning agent spray set. Compact, secure accessory storage directly on the high-pressure cleaner. Quick-release coupling for easy connection of high-pressure hose to high-pressure cleaner and lance.

Order number **RE02 011 4502**

X = portable version

RE 80 X AND RE 80:**EASY TO USE**

The high-pressure hose can be easily connected to the high-pressure cleaner and the trigger gun using the quick-release couplings.

**PRACTICAL STORAGE**

Supplied as standard accessories, the rotary nozzle, fan jet nozzle and cleaning agent spray set can be stored directly on the power tool.

EASY TO CLEAN

The cleaning agent spray set can be attached to the spray lance so that cleaning agent can be added directly to the water jet.

**NEW
RE 90**

Max. 130 bar • max. 440 l/h • 8.0 kg

Lightweight, convenient high-pressure cleaner with hard-wearing aluminium high-pressure pump, rotary nozzle, adjustable fan jet nozzle, cleaning agent spray set. Park position for resting the lance during breaks and space-saving, secure storage of accessories directly on the unit. Quick-release coupling for easy connection of high-pressure hose to high-pressure cleaner and lance.

Order number **RE02 011 4540**

**NEW
RE 90 PLUS**

Max. 130 bar • max. 440 l/h • 9.0 kg

Lightweight, convenient high-pressure cleaner with hard-wearing aluminium high-pressure pump, rotary nozzle, adjustable fan jet nozzle, cleaning agent spray set. Park position for resting the lance during breaks and space-saving, secure storage of accessories directly on the unit. Quick-release coupling for easy connection of high-pressure hose to high-pressure cleaner and lance. With hose reel (PLUS) for particularly easy handling and storage of the high-pressure hose.

Order number **RE02 011 4524**





NEW
RE 100 PLUS CONTROL

Max. 150 bar • max. 450 l/h • 9,0 kg

High-comfort, lightweight high-pressure cleaner PLUS outstanding comfort. CONTROL function with pressure adjustment at the touch of a button and LED pressure indicator directly on the lance. Hose reel (PLUS) for easy handling and storage of the high-pressure hose. 3-in-1 hose with integrated rotary nozzle, fan jet nozzle and cleaning agent nozzle. Compact, secure accessory storage directly on the high-pressure cleaner.

Order number **RE02 011 4529**



COMPATIBLE ACCESSORIES

SEE FROM **PAGE 317**

RE 100 PLUS CONTROL

PRESSURE REGULATION AND PRESSURE INDICATOR

After successfully connecting the radio unit and the high-pressure cleaner, three different pressure levels can be selected directly on the lance. The user can view the pressure level currently selected on the LED display.



PRESSURE ADJUSTMENT
Select from three different pressure levels at the touch of a button.

PRESSURE INDICATOR
The LED display allows the user to view the pressure level that is currently selected.

INITIALISATION AND CONNECTION SET-UP
After successfully connecting the radio unit and the high-pressure cleaner, the desired pressure level can be selected directly on the lance.

3-IN-1 NOZZLE

Switch between fan jet nozzle, rotary nozzle and cleaning agent jet simply by turning the nozzle for flexibility as you work.



FAN JET NOZZLE
The standard nozzle for cleaning normal dirt on various surfaces.

ROTARY NOZZLE
For removing stubborn dirt from robust surfaces.

CLEANING AGENT NOZZLE
Combines water with cleaning agent from the cleaning agent tank and sprays the mixture directly from the high-pressure cleaner.



RE 110

Max. 150 bar • max. 430 l/h • 17.6 kg

Sturdy high-pressure cleaner with brushless induction motor and high-quality aluminium pump. Compact design with extendable aluminium telescopic handle. Folding side storage compartment with integrated nozzle and power cable compartment. With rotary nozzle, adjustable fan jet nozzle and cleaning agent spray set. 7 m high-pressure hose with quick-release coupling for connecting to the unit and the lance.

Order number **4950 012 4520**



NEW RE 110 PLUS

Max. 150 bar • max. 430 l/h • 20.3 kg

Sturdy high-pressure cleaner with brushless induction motor, high-quality aluminium pump PLUS outstanding comfort. Compact design with extendable aluminium telescopic handle. Folding side storage compartment with integrated nozzle and power cable compartment. With rotary nozzle, adjustable fan jet nozzle and cleaning agent spray set. 8 m high-pressure hose with quick-release coupling. With hose reel (PLUS) for particularly easy handling and storage of the high-pressure hose.

Order number **4950 011 4533**



RE 120

Max. 160 bar • 480 l/h • 20.0 kg

Powerful high-pressure cleaner with brushless induction motor and high-quality aluminium pump. Compact design with extendable aluminium telescopic handle. Folding side storage compartment with integrated nozzle and power cable compartment. Comfortable, easy-to-use with soft handle and particularly long spray lance. With rotary nozzle, adjustable fan jet nozzle and cleaning agent spray set. 8 m high-pressure hose with quick-release coupling for connecting to the unit and the lance.

Order number **4950 011 4540**



NEW RE 120 PLUS

Max. 160 bar • max. 480 l/h • 21.2 kg

Powerful high-pressure cleaner with brushless induction motor, high-quality aluminium pump PLUS outstanding comfort. Compact design with extendable aluminium telescopic handle. Folding side storage compartment with integrated nozzle and power cable compartment. Comfortable, easy-to-use with soft handle and particularly long spray lance. With rotary nozzle, adjustable fan jet nozzle and cleaning agent spray set. 9 m high-pressure hose with quick-release coupling. With hose reel (PLUS) for particularly easy handling and storage of the high-pressure hose.

Order number **4950 011 4550**





RE 130 PLUS

Max. 170 bar • max. 500 l/h • 21.2 kg

Exceptionally powerful, sturdy high-pressure cleaner with extensive range of features. Brushless induction motor, high-quality aluminium pump and steel-reinforced high-pressure hose. Compact design with extendable aluminium telescopic handle. Folding side storage compartment with integrated nozzle and power cable compartment. Comfortable, easy-to-use with soft handle and particularly long spray lance. With rotary nozzle, adjustable fan jet nozzle and cleaning agent spray set. Hard-wearing, steel-reinforced 9 m high-pressure hose with quick-release coupling. With hose reel (PLUS) and robust aluminium hose guide for particularly easy handling and storage of the high-pressure hose.

Order number **4950 011 4560**



NEW RE 140 PLUS

Max. 180 bar • max. 510 l/h • 22.7 kg

The most powerful high-pressure cleaner in the STIHL compact range with an extensive selection of features. Brushless induction motor, high-quality aluminium pump and steel-reinforced high-pressure hose. Compact design with extendable aluminium telescopic handle. Folding side storage compartment with integrated nozzle and power cable compartment. Comfortable, easy-to-use with soft handle and particularly long spray lance. With rotary nozzle, adjustable fan jet nozzle and cleaning agent spray set. Hard-wearing, steel-reinforced 10 m high-pressure hose with quick-release coupling. With hose reel (PLUS) and robust aluminium hose guide for particularly easy handling and storage of the high-pressure hose.

Order number **4950 011 4580**

MID-RANGE HIGH-PRESSURE CLEANER

- For commercial use and tough domestic cleaning
- For use in various locations such as in garages and workshops
- High working pressure removes even stubborn dirt



**RE 150**

Max. 180 bar • 612 l/h • 30.0 kg

Powerful and durable high-pressure cleaner with extensive features. High-pressure pump made from brass, pressure / flow control using a pressure gauge, integrated tank with dosing control for cleaning agent, adjustable fan jet nozzle, rotary nozzle made from wear-resistant ceramic, anti-drill quick-release coupling on the lance, storage compartment for the nozzle, 9 m steel-reinforced high-pressure hose.

Order number **RE01 011 4500**

**RE 170**

Max. 180 bar • 648 l/h • 30.0 kg

Highly robust and powerful pressure cleaner with extensive features. High-pressure pump made from brass with wear-resistant, ceramic-coated piston, pressure / flow control using a pressure gauge, integrated tank with dosing control for cleaning agent, adjustable fan jet nozzle, rotary nozzle made from wear-resistant ceramic, anti-twist quick-release coupling on the lance, storage compartment for the nozzle, 9 m steel-reinforced high-pressure hose.

Order number **RE01 011 4530**

**RE 150 PLUS**

Max. 180 bar • max. 612 l/h • 31.0 kg

Powerful, durable pressure cleaner PLUS exceptional comfort. Hose reel featuring a hose guide, folding crank and 12 m steel-reinforced high-pressure hose, high-pressure pump made from brass, pressure / flow control using a pressure gauge, integrated tank with dosing control for cleaning agent, adjustable fan jet nozzle, rotary nozzle made from wear-resistant ceramic, anti-drill quick-release coupling on the lance, storage compartment for the nozzle.

Order number **RE01 011 4502**

**RE 170 PLUS**

Max. 180 bar • max. 648 l/h • 31.0 kg

Highly robust, powerful high-pressure cleaner PLUS outstanding comfort. Hose reel featuring a hose guide, folding crank and 12 m steel-reinforced high-pressure hose, high-pressure pump made from brass with wear-resistant, ceramic-coated piston, pressure/flow control using a pressure gauge, integrated tank with dosing control for cleaning agent, adjustable fan jet nozzle, rotary nozzle made from wear-resistant ceramic, anti-drill quick-release coupling on the lance, storage compartment for the nozzle.

Order number **RE01 011 4531**





YOUR CHALLENGES - OUR SOLUTIONS

Whether you're cleaning dirty garden furniture, steps, paths or terraces – from small to more challenging cleaning jobs, we always have the solution you need! That's because we not only offer a wide range of high-pressure cleaners, but also provide an extensive selection of accessories as well as cleaning agents that are perfectly tailored to our power tools. Our cleaning agents are developed and produced exclusively in cooperation with SONAX.



PAGE 318

FLAT TEXTILE HOSE WITH HOSE HOLDER WATER SUPPLY AND A PRACTICAL STORAGE SOLUTION IN ONE

To supply your high-pressure cleaner with water, STIHL offers a flat textile hose which is provided on a practical holder for convenient reeling and unreeling. When used with a hose attachment, the holder with hose can be stored directly on the high-pressure cleaner, thereby ensuring that the flat textile hose is always stored securely and compactly.

Flat textile hose with hose holder:
 Hose attachment for RE 110 - RE 140 PLUS:
 Hose attachment for RE 150 - RE 170 PLUS:

4910 500 8600
4950 790 5400
RE01 790 5400



FURTHER COMPATIBLE ACCESSORIES

SEE FROM PAGE 317

ACCESSORIES FOR RE 80 TO RE 170 PLUS

- For extending the range of possible applications
- Versatile solutions to make your work easier
- Accessories for special cleaning applications



LARGE AREA WASH BRUSH

Approx. 285 mm wide. For cleaning delicate surfaces. With integrated rubber lip for removing water residue, for RE 80 to RE 170 PLUS.



Order number **4910 500 6000**

VEHICLE CLEANING SET

Consisting of a wash brush, a vehicle nozzle, and a 90° angled nozzle.



For RE 90 to RE 130 PLUS, with click coupling (for pre-2022 models)

Order number **4910 500 6100**

NEW For RE 80 to RE 170 PLUS with bayonet coupling (for models produced from 2022)

Order number **4910 500 6101**

ROTATING WASH BRUSH

Ø 155 mm. For effective cleaning of sensitive surfaces, with rotating inner brush and adjustable working angle, for RE 80 to RE 170 PLUS.



Order number **4910 500 5900**

SURFACE CLEANER

RA 90

Ø 255 mm. For quick, splash-free cleaning of medium-sized areas. With pressure adjustment, click and bayonet coupling, for RE 80 to RE 170 PLUS.



Order number **4910 500 3902**

RA 110

Ø 310 mm. For quick, splash-free cleaning of larger surfaces. With pressure adjustment, for RE 80 to RE 170 PLUS.



Order number **4910 500 3901**



FLAT TEXTILE HOSE WITH HOLDER

12 m long. Low-pressure hose including holder, can be easily rolled and unrolled, enabling space-saving storage. Can be stored directly on the unit. Maximum water inlet temperature: 20°C. The hose attachment is required to attach the holder to the high-pressure cleaner. For RE 110 - RE 170 PLUS.



Order number **4910 500 8600**

NEW HOSE ATTACHMENT

When used in combination with the hose attachment the flat textile hose with holder can be stored directly on the cleaner. Further informations available on page 316.



For RE 110 - RE 140 PLUS

Order number **4950 790 5400**

For RE 150 - RE 170 PLUS (similar to figure)

Order number **RE01 790 5400**

HIGH-PRESSURE HOSE EXTENSIONS^①

For more range.
With quick-release coupling.



Length 7 m, textile mesh for RE 80 - RE 130 PLUS

Order number **4910 500 0801**

Length 9 m, steel-reinforced for RE 80 - RE 170 PLUS

Order number **4910 500 0802**

Length 20 m, steel-reinforced for RE 143 - RE 170 PLUS

Order number **4910 500 0803**



LONG SPRAY LANCE, ANGLED

1,080 mm long. Sturdy, angled spray lance for cleaning difficult-to-access spots, for RE 80 - RE 170 PLUS.

Order number **4910 500 1900**

SPRAY LANCE EXTENSION, STRAIGHT

430 mm long. For RE 80 - RE 170 PLUS.



Order number **4910 500 0900**

BACKFLOW PREVENTER INCLUDING 3/4" COUPLINGS^②

Prevents water flowing back out of the high-pressure cleaner into the drinking water supply. For RE 80 - RE 170 PLUS.



Order number **4900 500 5700**

FOAM NOZZLES

Powerful cleaning effect due to foam that adheres to the surface for a long time. The alignment of the spray jet and spray angle can be adjusted. With measuring system and large filler opening.



For RE 80 - RE 143

Order number **4910 500 9600**

For RE 150 PLUS and RE 170 PLUS

Order number **4910 500 9601**

^① High-pressure hose extension cannot be rolled up on a hose reel

^② Please observe the regulations of your water supply company. If required, use the recommended system separation method (e.g. backflow preventer) if connecting to the drinking water supply.

WET SANDBLASTING DEVICE

4 m long. For wet sandblasting of brickwork and metal parts. Best results with STIHL SB 90 blasting granulate, for RE 80-RE 170 PLUS.



Order number **4910 500 1800**

PIPE CLEANING SET

15 m long, exterior diameter: Hose 10 mm, head 13.7 mm (on the cap nut). Also suitable for smaller diameter pipes. With nozzle, for RE 80-RE 170 PLUS.



Order number **4910 500 8000**

SUCTION SET

3 m long. For low-pressure water supply from rain water tanks and cisterns. It is recommended that a water filter is fitted, for RE 80-RE 170 PLUS.



Order number **4910 500 0500**

WATER FILTER

Protects the pump against dirt from the water supply. 3/4" connection. For RE 80-RE 170 PLUS.



Order number **4910 500 5400**



CLEANING AGENTS FOR HIGH-PRESSURE CLEANERS

- Designed specifically for use with STIHL high-pressure cleaners
- The right cleaning agent for every job
- Blasting granulate for the toughest dirt and grime



CC 100 VEHICLE SHAMPOO & WAX

For removing typical road dirt such as salt, dust and insects from all kinds of vehicles. Foaming, high-quality wax ingredients, long-lasting shiny finish.



1 l

Order number **0782 516 9300**

5 l

Order number **0782 516 9301**

CU 100 UNIVERSAL CLEANER

For safe removal of the widest variety of dirt on hard surfaces around the house and garden. Suitable for painted surfaces, metal, stone, synthetic and glass surfaces.



1 l

Order number **0782 516 9100**

5 l

Order number **0782 516 9101**

CP 200 UNIVERSAL CLEANER FOR PROFESSIONAL USE

For professional use on all hard surfaces, but not textiles. Removes a huge range of dirt deposits, such as oil and grease, grime, dust, and insect dirt.



1 l

Order number **0782 516 9200**

10 l

Order number **0782 516 9201**

CS 100 STONE & FACADE CLEANER

For hard stone, facades, concrete, wood and tile surfaces. Reliably dissolves tough green growth, emissions accumulation, grime and dust.



5 l

Order number **0782 516 9500**



CR 100 WHEEL CLEANER

For effortless removal of strongly adhered dirt. For all light metal and steel rims.

500 ml
Order number
0782 516 9400



SB 90 BLASTING GRANULATE

For wet sandblasting of tough surfaces like masonry and metal. Removes rust or old paintwork, silicone-free, for all STIHL wet sandblasting machines.

Bucket, 25 kg
Order number
0797 010 2052

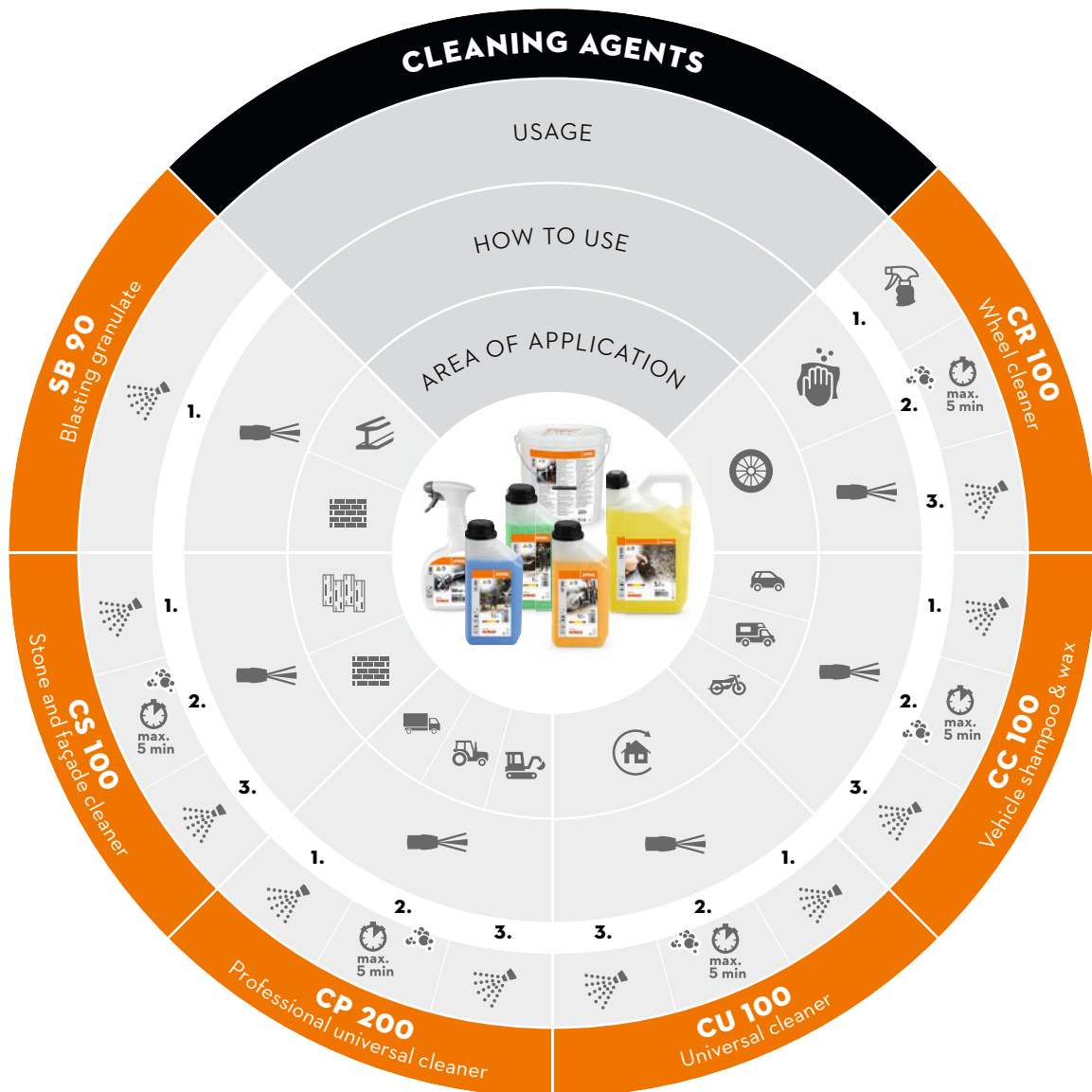
Refill pack, 25 kg
Order number
0782 516 9600



SG 11 PLUS

Hand sprayer with adjustable nozzle for distributing cleaning agents and solvents, for example CP 200 Super-clean or Varioclean. Filling volume 1.5 l, maximum pressure 3 bar, EPDM seals for cleaning agents and solvents in the 7-14 pH range. The pump is fitted with a special protective element that ensures a long service life.

Order number
4255 019 4912



HIGH-PRESSURE CLEANERS FOR PROFESSIONAL USE

- For farmers, municipal workers, forestry and building companies
- For tough cleaning jobs and demanding applications requiring extended work periods
- With a durable, low-maintenance engine and pump unit
- First-class ergonomics and extensive features



RE 232

Max. 200 bar • max. 660 l/h • 36.0 kg

The ideal entry-level cleaner in the professional class. Ergonomic STIHL professional sprayer, 10 m steel-reinforced high-pressure hose, external cleaning agent injector and dosing, power cord holder, practical holder for spray lance.

Order number **4788 012 4500**



RE 272 PLUS

Max. 200 bar • max. 620 l/h • 42.0 kg

The cleaner with a slow-speed engine and PLUS-level comfort. Hose reel with additional wind-up assistance, 15 m steel-reinforced hose, second spray lance with rotary nozzle, low-wear, ceramic-coated pistons, ergonomic STIHL professional sprayer, detergent tank, pressure/flow control, pressure gauge, large water filter.

Order number **4788 012 4512**



COMPATIBLE CLEANING AND MAINTENANCE PRODUCTS

SEE FROM **PAGE 320**



RE 282 PLUS

Max. 200 bar • max. 760 l/h • 42.0 kg

The cleaner with high performance and exceptional comfort. Slow-speed engine, hose reel with additional wind-up assistance, 15 m steel-reinforced hose, second spray lance with rotary nozzle, 400 V mains voltage, low-wear, ceramic-coated pistons, ergonomic STIHL professional sprayer, detergent tank, pressure/flow control, pressure gauge, large water filter.

Order number **4788 012 4521**



RE 362 PLUS

Max. 250 bar • max. 1,080 l/h • 79.0 kg

The cleaner with greater durability even under continuous strain, and with a PLUS that signifies exceptional comfort. Hose reel with 15 m steel-reinforced hose, second spray lance with rotary nozzle, robust pump construction, solid ceramic pistons, ergonomic STIHL professional sprayer, two switchable detergent tanks for flexible cleaning, folding push bar for easy transport.

Order number **4780 012 4518**



RE 362

Max. 250 bar • max. 1,080 l/h • 72.0 kg

The cleaner with greater durability even under continuous strain. Robust pump construction, solid ceramic pistons, ergonomic STIHL professional sprayer, two switchable detergent tanks for flexible cleaning, power cord holder, folding push bar for easy transport.

Order number **4780 012 4510**



RE 462

Max. 250 bar • 1,130 l/h • 77.0 kg

The best in its class with the most powerful performance, designed for particularly long service life. Robust pump construction, solid ceramic pistons, ergonomic STIHL professional sprayer, two switchable detergent tanks for flexible cleaning, folding push bar for easy transport, delayed engine shutdown.

Order number **4780 012 4500**



COMPATIBLE ACCESSORIES

SEE FROM **PAGE 324**





RE 462 PLUS

Max. 250 bar • max. 1,130 l/h • 83.0 kg

The best in its class from STIHL. With the most powerful performance, designed for a particularly long service life and a PLUS for added comfort. Hose reel with 20 m steel-reinforced high-pressure hose, second spray lance with rotary nozzle, robust pump construction, solid ceramic pistons, two switchable detergent tanks for flexible cleaning, folding push bar for easy transport, delayed engine shutdown.

Order number **4780 012 4501**

ACCESSORIES FOR RE 232 TO RE 462 PLUS

- Extra equipment for professional power tools
- Special nozzles, wash brushes and other accessories for special cleaning applications





ROTATING WASH BRUSH

Professional configuration, replaceable brush head, adjustable working angle, natural bristles, quick-release coupling, for RE 232-RE 462 PLUS.

Order number **4925 500 5900**



SPRAY LANCES

Straight, without nozzle[Ⓞ]. With quick-release coupling. For RE 232-RE 462 PLUS.

Length 350 mm

Order number **4925 500 0960**

Length 500 mm

Order number **4925 500 0961**

Length 1,070 mm

Order number **4925 500 0962**

Length 1,800 mm

Order number **4925 500 0963**

Length 2,500 mm

Order number **4925 500 0964**



SPRAY LANCE

Angled, without nozzle[Ⓞ]. With quick-release coupling. For RE 232-RE 462 PLUS.

Length 1,070 mm

Order number **4925 500 1900**



SPRAY LANCES WITH ROTARY NOZZLE

Straight version. For attacking particularly stubborn dirt, rapidly rotating pencil jet for large areas, quick-release coupling.

W12 040 for RE 232, RE 272 PLUS

Order number **4925 500 8304**

W12 050 for RE 282 PLUS

Order number **4925 500 8306**

W11 060 for RE 362, RE 362 PLUS

Order number **4925 500 8301**

PENCIL JET NOZZLES

Jet angle 0°, extremely strong pencil jet.



Nozzle size 0004

for RE 232, RE 272 PLUS

Order number **4900 502 1003**

Nozzle size 0006

for RE 462 PLUS

Order number **4900 502 1007**

Nozzle size 0005

for RE 282 PLUS

Order number **4900 502 1004**

Nozzle size 0007

for RE 362, RE 362 PLUS

Order number **4900 502 1006**

FAN JET NOZZLES

Jet angle 30°, universal nozzle for all types of cleaning in larger areas.



Nozzle size 25035

for RE 272 PLUS

Order number **4900 502 1021**

Nozzle size 25055

for RE 462 PLUS

Order number **4900 502 1032**

Nozzle size 2504

for RE 232

Order number **4900 502 1029**

Nozzle size 2506

for RE 362, RE 362 PLUS


Order number **4900 502 1033**

Nozzle size 25045

for RE 282 PLUS

Order number **4900 502 1030**

Jet angle 60°, for delicate surfaces, excellent for working on large areas.



Nozzle size 5006 for RE 232 to RE 282 PLUS

Order number **4900 502 1060**

Nozzle size 5007 for RE 362, RE 362 PLUS

Order number **4900 502 1061**



PROFESSIONAL TIP

Our professional cleaners come with a straight spray lance and 30° high-pressure nozzles as standard. With the right accessories, you can optimise them to exactly suit your individual cleaning requirements. For example, when cleaning large areas it's more efficient to use a 60° nozzle. For spots that are hard to reach, an angled spray lance can be a real advantage.

Ⓞ Use of a nozzle protector is recommended





ROTARY NOZZLE (TURBO NOZZLES, DIRT BLASTERS)

For attacking particularly stubborn dirt. Rapidly rotating pencil jet, for large areas.



W12 040 for RE 232, RE 272 PLUS
Order number **4900 500 1641**

W12 050 for RE 282 PLUS
Order number **4900 500 1649**

W11 055 for RE 462 PLUS
Order number **4900 500 1651**

W11 060 for RE 362, RE 362 PLUS
Order number **4900 500 1662**

NOZZLE PROTECTOR

Protects the high-pressure nozzle from mechanical wear and tear. The protector is firmly mounted to the nozzle, for RE 232 to RE 462 PLUS.



Order number **4900 502 0900**

FOAM NOZZLE

Powerful cleaning effect due to foam that adheres to the surface for a long time. Spray jet that can be adjusted vertically or horizontally, adjustable spray angle, dosage button for cleaning agent concentration, 1-litre bottle with large filler opening, for RE 232 - RE 462 PLUS.



Order number **4925 500 9600**

SCREW COUPLING TO QUICK-RELEASE COUPLING ADAPTER

Adapter for connecting screw coupling spray lances and accessories to the professional lance with quick-release coupling.



Order number **4925 500 6700**

① For use with spray lances

② High-pressure hose extension cannot be rolled up on a hose reel

③ High-pressure cleaners should only be connected to the drinking water supply with a backflow preventer

HIGH-PRESSURE HOSE EXTENSIONS^②

Increases the operational range. Requires an adapter to be used as a hose extension, reinforced with steel braiding.



DN 06, M24 × 1.5 for RE 232 to RE 282 PLUS

Length 10 m
Order number **4925 500 0840**

Length 20 m
Order number **4925 500 0841**

DN 08, M27 × 1.5 for RE 362 to RE 462 PLUS

Length 10 m
Order number **4925 500 0842**

Length 15 m
Order number **4925 500 0843**

Length 20 m
Order number **4925 500 0844**

HIGH-PRESSURE HOSE ADAPTER

For connecting high-pressure hoses.



M24 × 1.5 for RE 232 to RE 282 PLUS
Order number **4925 503 0800**

M27 × 1.5 for RE 362 to RE 462 PLUS
Order number **4925 503 1205**

PIPE CLEANING SETS

Highly flexible even in narrow pipes. With nozzle and quick-release coupling, for RE 232 - RE 462 PLUS.



Length 10 m
Order number **4925 500 8000**

Length 20 m
Order number **4925 500 8001**

LARGE AREA WASH BRUSH^①

250 mm wide. Easily attached to straight spray lances, natural bristles, for RE 232-RE 462 PLUS.



Order number **4900 500 3011**

WET SANDBLASTING SETS

Removes dirt from masonry and paint or rust from metal components. Quick-release coupling, for the STIHL SB 90 blasting granulate.



Nozzle size 05 for RE 232 to RE 282 PLUS
Order number **4925 500 1800**

Nozzle size 07 for RE 362, RE 362 PLUS
Order number **4925 500 1802**

Nozzle size 06 for RE 462 PLUS
Order number **4925 500 1801**

WATER FILTER

3/4". Protects the pump against dirt from the water supply.



For RE 232-RE 282 PLUS
Order number **4900 500 5405**

For RE 362 to RE 462 PLUS
Order number **4900 500 5401**



BACKFLOW PREVENTER INCLUDING 3/4" COUPLINGS^③

Prevents water flowing back out of the high-pressure cleaner into the drinking water supply.



For RE 232-RE 282 PLUS
Order number **4900 500 5700**

For RE 362 to RE 462 PLUS
Order number **4900 500 5701**



SUCTION SET

3 m long, 3/4". Professional equipment. It is recommended that a water filter is fitted, for RE 232-RE 462 PLUS.



Order number **4925 500 0500**



		Order number	Operating pressure (bar)	Max. pressure ^① (bar)	Min. water throughput (l/h)	Max. water throughput (l/h)	Max. water supply temperature (°C)	Weight, ready for operation (kg)	Power consumption (kW)	Sound pressure level ^② (dB(A))	Sound power level ^③ (dB(A))	Vibration level ^③ (m/s ²)
COMPACT HIGH-PRESSURE CLEANERS^④												
RE 80 X	NEW	RE02 011 4505	10 - 90	120	330	430	40	7.0	1.7	75.0	89.0	≤ 2.5
RE 80	NEW	RE02 011 4502	10 - 90	120	330	430	40	7.0	1.7	75.0	89.0	≤ 2.5
RE 90	NEW	RE02 011 4540	10 - 100	130	350	440	40	8.0	2.1	76.0	90.0	≤ 2.5
RE 90 PLUS	NEW	RE02 011 4524	10 - 100	130	350	440	40	9.0	2.1	76.0	90.0	≤ 2.5
RE 100 PLUS CONTROL	NEW	RE02 011 4529	10 - 110	150	350	450	40	9.0	2.1	76.0	89.0	≤ 2.5
RE 110		4950 011 4520	10 - 110	150	380	430	40	17.6	1.7	73.0	85.0	≤ 2.5
RE 110 PLUS	NEW	4950 011 4533	10 - 110	150	380	430	40	20.3	1.7	73.0	85.0	≤ 2.5
RE 120		4950 011 4540	10 - 125	160	400	500	40	20.0	2.1	67.0	81.0	≤ 3.8
RE 120 PLUS	NEW	4950 011 4550	10 - 125	160	400	480	40	21.2	2.1	74.0	86.0	≤ 2.2
RE 130 PLUS		4950 011 4560	10 - 135	170	420	500	40	21.2	2.3	74.0	86.0	≤ 2.2
RE 140 PLUS	NEW	4950 011 4580	10 - 145	180	430	510	40	22.7	2.5	74.0	86.0	≤ 2.5
MID-RANGE HIGH-PRESSURE CLEANERS^④												
RE 150		RE01 011 4500	10 - 140	180	540	612	60	30.0	2.9	71.0	85.0	< 2.5
RE 150 PLUS		RE01 011 4502	10 - 140	180	540	612	60	31.0	2.9	71.0	85.0	≤ 2.5
RE 170		RE01 011 4530	10 - 150	180	570	648	60	30.0	3.3	71.0	85.0	< 2.5
RE 170 PLUS		RE01 011 4531	10 - 150	180	570	648	60	31.0	3.3	71.0	85.0	≤ 2.5
HIGH-PRESSURE CLEANERS FOR PROFESSIONAL USE^④												
RE 232		4788 012 4500	145	200	590	660	60	36.0	3.2 ^⑤	75.7	89.9	≤ 2.5
RE 272 PLUS		4788 012 4512	45 - 150	200	560	620	60	42.0	3.0 ^⑤	72.4	86.6	≤ 2.5
RE 282 PLUS		4788 012 4521	60 - 160	200	700	760	60	42.0	3.5 ^⑤	73.4	87.6	≤ 2.5
RE 362		4780 012 4510	35 - 180	250	1,000	1,080	60	72.0	6.3 ^⑤	76.0	87.5	≤ 2.5
RE 362 PLUS		4780 012 4518	35 - 180	250	1,000	1,080	60	79.0	6.5 ^⑤	76.0	87.5	≤ 2.5
RE 462		4780 012 4500	35 - 220	250	1,050	1,130	60	77.0	7.4 ^⑤	75	86.5	≤ 2.5
RE 462 PLUS		4780 012 4501	35 - 220	250	1,050	1,130	60	83.0	7.4 ^⑤	75.0	86.5	≤ 2.5

- Fitted as standard
- Retrofittable (accessory)

① Max. permissible system pressure

② K-factor according to Dir. 2006/42/EC = 2.0 dB(A) with standard tool

③ K-factor according to Dir. 2006/42/E = 1.5 m/s² (RE 90), 2.0 m/s² (from RE 100), with fan jet nozzle

Power cable length (m)	Mains voltage (V/phases/Hz)	Speed (rpm)	Cleaning agent spray set / cleaning agent tank / external cleaning agent injector	Transparent detergent tank (l)	Detergent measuring system	High-pressure hose (length in m)	Steel-reinforced high-pressure hose	Comfort high-pressure lance with rotating spray lance and soft handle	Aluminium pump head / brass pump head/ceramic pistons	Adjustable pressure / flow control on the machine / trigger	Pressure gauge	Delayed engine shutdown	Safety shutdown	Aluminium telescopic handle	Transport handle	Folding hood for nozzle storage	Quick-release coupling for high-pressure hose	Integrated high-pressure hose reel	Anti-twist coupling on the lance	Rotary nozzle / 2nd Spray lance with rotary nozzle
5	230/1-/50	20,000	●/-/-	0.5	-	5	-	-	●/-/-	-/-	-	-	-	-	-	-	●	-	●	●/-
5	230/1-/50	20,000	●/-/-	0.5	-	5	-	-	●/-/-	-/-	-	-	-	-	-	-	●	-	●	●/-
5	230/1-/50	21,000	●/-/-	0.5	-	6	-	-	●/-/-	-/-	-	-	-	-	-	-	●	-	●	●/-
5	230/1-/50	21,000	●/-/-	0.5	-	7	-	-	●/-/-	-/-	-	-	-	-	-	-	●	-	●	●/-
5	230/1-/50	20,000	-/●/-	0.5	-	6	-	-	●/-/-	-/●	-	-	-	-	-	-	●	●	●	●/-
5	230/1-/50	2,850	●/-/-	0.5	-	7	-	-	●/-/-	-/-	-	-	-	●	●	●	●	-	●	●/-
5	230/1-/50	2,850	●/-/-	0.5	-	8	-	-	●/-/-	-/-	-	-	-	●	●	●	●	●	●	●/-
5	230/1-/50	2,850	●/-/-	0.5	-	8	-	●	●/-/-	-/-	-	-	-	●	●	●	●	-	●	●/-
5	230/1-/50	2,850	●/-/-	0.5	-	9	-	●	●/-/-	-/-	-	-	-	●	●	●	●	●	●	●/-
5	230/1-/50	2,850	●/-/-	0.5	-	9	●	●	●/-/-	-/-	-	-	-	●	●	●	●	●	●	●/-
5	230/1-/50	2,850	●/-/-	0.5	-	10	●	●	●/-/-	-/-	-	-	-	●	●	●	●	●	●	●/-
5	230/1-/50	2,850	-/●/●	2	●	9	●	●	-/●/-	●/-	●	-	-	●	●	●	●	-	●	●/-
5	230/1-/50	2,850	-/●/●	2	●	12	●	●	-/●/-	●/-	●	-	-	●	●	●	●	●	●	●/-
5	230/1-/50	2,850	-/●/●	2	●	9	●	●	-/●/●	●/-	●	-	-	●	●	●	●	-	●	●/-
5	230/1-/50	2,850	-/●/●	2	●	12	●	●	-/●/●	●/-	●	-	-	●	●	●	●	●	●	●/-
5	230/1-/50	2,800	-/-/●	-	●	10	●	●	-/●/-	-/-	-	-	-	-	●	-	-	-	●	-/○
5	230/1-/50	1,450	-/●/●	2.5	●	15	●	●	-/●/●	●/-	●	-	-	-	●	-	-	●	●	-/●
5	400/3-/50	1,450	-/●/●	2.5	●	15	●	●	-/●/●	●/-	●	-	-	-	●	-	-	●	●	-/●
5	400/3-/50	1,450	-/●/●	2.5 + 2.5	●	10	●	●	-/●/●	●/●	●	-	-	-	-	-	-	-	●	-/○
5	400/3-/50	1,450	-/●/●	2.5 + 2.5	●	15	●	●	-/●/●	●/●	●	-	-	-	-	-	-	-	●	-/●
5	400/3-/50	1,450	-/●/●	2.5 + 2.5	●	10	●	●	-/●/●	●/●	●	●	●	-	-	-	-	-	●	-/-
5	400/3-/50	1,450	-/●/●	2.5 + 2.5	●	20	●	●	-/●/●	●/●	●	●	●	-	-	-	-	●	●	-/●

Ⓢ Please comply with local waste water regulations when using STIHL high-pressure cleaners

Ⓢ The electrical installation on-site must have the necessary power capacity



WET AND DRY VACUUM CLEANERS IN DETAIL



TECHNOLOGY

01 MULTIPLE FILTER SYSTEM

Thanks to the multiple filter system, both coarse and fine dust is effectively filtered. The filter element is washable, hygienic, economical and eco-friendly.

02 BLOWER FUNCTION

The blower function is suitable for cleaning hard-to-reach areas. Simply move the suction tube to the exhaust port to use this function.

03 WET AND DRY VACUUMING

STIHL wet and dry vacuum cleaners are ideal for cleaning both wet and dry surfaces. The new SEA 20 can only be used on dry surfaces.

COMFORT

04 SWITCHABLE FLOOR NOZZLE

Switch the nozzle when moving from carpet to smooth flooring using the convenient foot switch.

05 INTEGRATED ACCESSORY STORAGE

Depending on the model, the extensive range of accessories can be stored in an integrated box or on the holders provided. Also available with vacuum hose and power cable holder.

06 AUTOMATIC SWITCH-ON FUNCTION / SOCKET

Electric power tools can be plugged into a socket on the vacuum cleaner. The vacuum cleaner is then automatically switched on and off with the operation of the power tool.

07 FILTER CLEANING

Optimum performance at all times through simple and quick cleaning of the filter element.

WET AND DRY VACUUM CLEANERS

- Cordless hand vacuum for cleaning small, dry surfaces in the living area, in the garage and in the car
- Wet and dry vacuum for private use in and around the house and for professional use in workshops, cleaning services and industrial settings
- Comprehensive range of high-quality accessories



NEW SEA 20

10.8 V • 1.1 kg[Ⓞ]



Practical cordless hand vacuum for vacuuming and cleaning smaller dry areas in the garage, workshop or car. With removable collection container for easy emptying and cleaning. Crevice nozzle and universal nozzle with removable bristle attachment for a range of applications. The locking solution enables continuous operation without needing to keep the control lever pressed down. Very good filtering effect due to a two-level filter system. The charge level of the AS 2 battery can be viewed on the LED display at the press of a button. The SEA 20 is available in a set or as the tool only.

Included in the set:

- 1 × AS 2 lithium-ion battery, 28 Wh, 10.8 V
- 1 × AL 1 standard charger
- 1 × crevice nozzle
- 1 × universal nozzle with removable brush attachment
- 1 × extension hose
- 1 × vacuum hose
- 1 × bag

SEA 20 tool only excluding battery and charger

Order number **SA03 011 7300**

SEA 20 set with AS 2 and AL 1

Order number **SA03 011 7310**



PAGE **334**



ACCESSORIES: PAPER FILTER FOR SEA 20

The paper filter for the SEA 20 can be cleaned very easily by simply tapping to remove debris, meaning that it can be used for longer. Nevertheless, we recommend replacing the paper filter from time to time to ensure your cordless hand vacuum continues to deliver the same power and reliability.

[Ⓞ] Weight excluding battery and nozzles

[Ⓢ] Explanation of symbols on page 472



**SE 33**

1.4 kW • 210 mbar • 3,600 l/min

For cleaning dry and wet areas near the home and for car cleaning. Versatile use due to an extensive range of accessories: Switchable floor nozzle for flexible changeover between wet and dry vacuuming, blow function by moving the suction tube onto the exhaust port, ergonomic two-part suction tube. Ideal storage of accessories directly on the power tool, crevice nozzle, floor nozzle, 2 m vacuum hose.

Order number **SE01 012 4400****SE 62**

1.4 kW • 210 mbar • 3,600 l/min

For getting rid of dust, dirt and liquids indoors and outdoors. Wet and dry vacuuming options, blower function activated by moving the suction tube to the exhaust port, multiple filter system, filter cleaning, switchable floor nozzle, universal nozzle, crevice nozzle.

Order number **4784 012 4400****SE 62 E**

1.4 kW • 210 mbar • 3,600 l/min

Socket with automatic switch-on function (E) for the connection of electric power tools. Wet and dry vacuuming options, blower function activated by moving suction tube to the exhaust port, multiple filter system, filter cleaning, 3.5 m long vacuum hose, telescopic suction tube, switchable floor nozzle, universal nozzle, crevice nozzle, adapter for electric power tools.

Order number **4784 012 4403**

**SE 122**

1.5 kW • 250 mbar • 3,700 l/min

With multiple filter system, integrated accessories box and suction tube holder. Wet and dry vacuuming options, filter cleaning, filter element/bag, castors with locking brakes, stainless steel handle with quick-release coupling.

Order number **4774 012 4400****SE 133 ME**

1.4 kW • 250 mbar • 4,500 l/min




Powerful wet and dry vacuum cleaner with automatic switch-on function in dust class M. Automatic filter cleaning without loss of suction power, automatic volume flow monitoring, infinitely variable speed control, with adapter plates for carrying tool boxes, anti-static accessories also for extraction on battery-powered electric power tools.

Order number **4786 012 4430****SE 122 E**

1.5 kW • 250 mbar • 3,700 l/min

Automatic switch-on function, socket (E), wet and dry vacuuming options, multiple filter system, filter cleaning, filter element/bag, castors with locking brakes, stainless steel handle with quick-release coupling, stainless steel suction tube, universal nozzle, floor/crevice nozzle, speed control, soft start-up, delayed shutdown, adapter for electric power tools, integrated accessories box and suction tube holder.

Order number **4774 012 4405****CERTIFIED WET AND DRY VACUUM CLEANER, DUST CLASS M**

Wet and dry vacuum cleaners are essential for cleanliness in the construction business and workshops.



ACCESSORIES FOR WET AND DRY VACUUM CLEANERS

- Extensions for a huge range of applications
- Nozzles for different applications
- Extension tubes and adapters
- Vacuum hoses



FILTER BAGS

5-piece pack. Made from paper.

For SE 33

Order number **SE01 500 9000**



5-piece pack. Made from strong, tear-resistant fleece.

For SE 62, SE 62 E

Order number **4901 500 9004**



With dust seal for SE 122 E

Order number **4901 500 9007**

With dust seal for SE 133 ME

Order number **4901 500 9009**

FILTER ELEMENTS

For upgrade or replacement.

NEW Paper filter for SEA 20

Order number **SA03 080 1900**



PET filter for SE 33

Order number **SE01 703 5900**



Strong paper for SE 62 - SE 122 E

Order number **4709 703 5900**



Durable, washable PET liner, ideal for wet vacuum operation for SE 62 - SE 122 E

Order number **4742 703 5900**

For regular or extended periods of wet vacuum operation. Stainless steel, for SE 62 - SE 122 E

Order number **4901 501 0900**



PTFE fold-flat filter, dust class M, washable, for SE 133 ME

Order number **4786 703 5902**



WASTE BAG

For easy, dust-free disposal. 5 units per pack, plastic, for SE 133 ME.

Order number **4901 903 4900**



NEW**SET OF MINI NOZZLES**

Accessory set for the SEA 20 cordless hand vacuum, each consisting of three combinable extension tubes and nozzles. For cleaning particularly tight or difficult-to-access spots such as gaps between radiator bars.

Included in the set:

- 3 × extension hose
- 3 × nozzle
- 1 × storage bag

Order number **SA03 007 1000****CREVICE NOZZLE**

(Connection Ø 36 mm)

Length 300 mm. For cleaning hard-to-reach areas. Plastic, for SE 33 - SE 133 ME.

Order number **4901 502 2200****RADIATOR SUCTION NOZZLE**

(Connection Ø 36 mm)

For cleaning radiators and blinds. Crevice nozzle with special brush insert, for SE 33 - SE 133 ME.

Order number **4901 500 2610****DUSTING BRUSH**

(Connection Ø 36 mm)

Width 70 mm. E.g. for computer keyboards. Can be rotated, with nylon bristles, for SE 33 - SE 133 ME.

Order number **4901 502 2900****UNIVERSAL SUCTION NOZZLE**

(Connection Ø 36 mm)

Width 115 mm. Plastic, with lint brush e.g. for car seats, for SE 33 - SE 133 ME.

Order number **4901 502 2300****ANGLED RUBBER NOZZLE**

(Connection Ø 36 mm)

Length 185 mm. For vacuuming delicate surfaces, for SE 33 - SE 133 ME.

Order number **4901 502 2400****BRUSH NOZZLE**

(Connection Ø 36 mm)

Length 230 mm. For cleaning delicate objects, e.g. upholstered furniture, for SE 33 - SE 133 ME.

Order number **4901 502 2600****WET VACUUMING NOZZLE**

(Connection Ø 36 mm)

Width 300 mm. For wet vacuuming, for SE 33 - SE 133 ME.

Order number **4901 500 7200****CREVICE NOZZLE**

(Connection Ø 36 mm)

Length 920 mm. For cleaning boilers or ovens. Metal, for SE 33 - SE 133 ME.

Order number **4901 502 2201****NOZZLE FOR FLOOR CLEANING**

(Connection Ø 36 mm)

Width 400 mm. Universal floor nozzle for wet and dry vacuuming. Height-adjustable, for SE 33 - SE 133 ME.

Order number **4901 500 2705****COMBINATION FLOOR NOZZLE**

(Connection Ø 36 mm)

Width 280 mm. With foot-operated switch for smooth surfaces and carpets. For SE 33 - SE 122 E.

Order number **4901 500 2503**

ALUMINIUM FLOOR NOZZLE

(Connection Ø 36 mm)

Width 330 mm. For dry vacuuming. Removable brush insert, for SE 62 - SE 133 ME.



Order number **4901 500 2700**

LARGE AREA FLOOR NOZZLE

(Connection Ø 36 mm)

Width 450 mm. For large areas. Aluminium, adjustable height, with replaceable insert.



With brush insert for SE 62 - SE 133 ME
Order number **4901 500 2710**

With rubber lip insert for wet vacuuming for SE 62 - SE 133 ME
Order number **4901 500 2711**

VACUUM HOSES

Ø 32 mm x 3.5 m, for SE 33 - SE 62 E[ⓐ]
Order number **4901 500 0518**



Ø 36 mm x 3.0 m, for SE 122 - SE 133 ME
Order number **4901 500 0504**

With adapter for power tools.

Ø 27 mm x 3.5 m, for SE 33 - SE 62 E
Order number **4901 500 0520**



Ø 27 mm x 3.5 m, for SE 122 - SE 133 ME
Order number **4901 500 0503**



Ø 32 mm x 3.5 m, for SE 62 - SE 62 E[ⓐ]
Order number **4901 500 0519**



Order number

Max. power consumption P_{max} (kW)

Max. vacuum (mbar)

Volume flow (l/min)

Weight (kg)

Sound pressure level[ⓐ] (dB(A))

Mains voltage (V/phases/Hz)

Rated voltage (V)

Container volume (l)

Suction hose length (m)

Internal hose diameter (mm)

CORDLESS HAND VACUUM												
Model	Status	Order number	Max. power consumption P _{max} (kW)	Max. vacuum (mbar)	Volume flow (l/min)	Weight (kg)	Sound pressure level [ⓐ] (dB(A))	Mains voltage (V/phases/Hz)	Rated voltage (V)	Container volume (l)	Suction hose length (m)	Internal hose diameter (mm)
SEA 20	NEW	SA03 011 7300	-	80	1,026	1.1 [ⓑ]	-	-	10.8	0.8	0.5 - 1.5	29
SEA 20 set with AS 2 + AL 1	NEW	SA03 011 7310	-	80	1,026	1.3 [ⓑ]	-	-	10.8	0.8	0.5 - 1.5	29
WET AND DRY VACUUM CLEANER												
SE 33		SE01 012 4400	1.4	210	3,600	5.4 [ⓑ]	73.0	220 - 240/1-/50/60	-	12	2.0	37
SE 62		4784 012 4400	1.4	210	3,600	7.5 [ⓑ]	70.9	220 - 240/1-/50/60	-	20	2.5	32
SE 62 E		4784 012 4403	1.4	210	3,600	8.0 [ⓑ]	70.9	220 - 240/1-/50/60	-	20	3.5	32
SE 122		4774 012 4400	1.5	250	3,600	12.1 [ⓑ]	65.1	220 - 240/1-/50/60	-	30	3.0	36
SE 122 E		4774 012 4405	1.5	250	3,600	12.3 [ⓑ]	65.1	220 - 240/1-/50/60	-	30	3.0	36
CERTIFIED WET AND DRY VACUUM CLEANER												
SE 133 ME		4786 012 4430	1.4	250	4,500	16.0 [ⓑ]	68.0	220 - 240/1-/50/60	-	42	5.0	32

• Fitted as standard

E = Automatic switch-on function - socket
M = Dust class

ⓐ K-factor according to Dir. 2006/42/EC = 2.0 dB(A) with standard tool

ⓑ Weight excluding battery and nozzles

ⓒ Weight including battery, excluding charger and nozzles

CAR SET

For cleaning different surfaces inside cars. Crevice nozzle (300 mm), dusting brush, brush nozzle and cushion nozzle, for SE 33 - SE 133 ME.



Order number 4901 500 9500

WET VACUUMING SET

For cleaning up liquids. Wet vacuum floor nozzle, angled rubber nozzle, stainless steel filter element, for SE 62 - SE 122 E.



Order number 4901 500 9400

COARSE DIRT SET

For cleaning up coarse dirt and debris. Coarse dirt nozzle, extension hoses (2 x 500 mm), connectors (2 x), vacuum hose 1.75 m long, Ø 50 mm, for SE 122 - SE 133 ME.



Order number 4901 500 9300

EXTENSION HOSES



Chrome-plated, telescopic, for SE 33 - SE 133 ME
Order number 4901 503 1602



1 unit is 500 mm in length. Stainless steel, for SE 62 - SE 133 ME
Order number 4786 503 1600

2 unit is 500 mm in length. Aluminium, for SE 33 - SE 133 ME
Order number 4901 503 1610

ADAPTER FOR POWER TOOLS

(Connection Ø 36 mm)



For directly connecting electric power tools with vacuum capability to the vacuum hose. Quick-release coupling, for SE 122 - SE 133 ME.

Order number 4901 500 7301

Wet/dry vacuuming options	Automatic switch-on function / power outlet	Multiple filter system	Filter cleaning, automatic / manual	Pre-filter / paper / fleece filter element	Collection container	Paper / fleece filter bag	Handle with quick-release coupling	Plastic / stainless steel vacuum attachment	Switchable floor nozzle	Universal nozzle, crevice nozzle	Adapter for power tool use	Speed control	Soft start-up	Delayed shutdown
-	-	•	-	•/•/-	•	•/-	-	•/-	-	•/•	-	-	-	-
-	-	•	-	•/•/-	•	•/-	-	•/-	-	•/•	-	-	-	-
•	-	-	-/-	-/-/•	-	•/-	-	•/-	•	-/•	-	-	-	-
•	-	•	-/•	-/•/-	-	-/•	•	•/-	•	•/•	-	-	-	-
•	•	•	-/•	-/•/-	-	-/•	•	-/•	•	•/•	•	-	-	-
•	-	•	-/•	-/-/•	-	-/•	•	-/•	•	•/•	-	-	-	-
•	•	•	-/•	-/-/•	-	-/•	•	-/•	•	•/•	•	•	•	•
•	•	•	•/-	-/-/•	-	-/•	•	-/•	• [Ⓢ]	-/•	•	•	•	•

Ⓢ Weight, ready for operation (kg)
 Ⓢ Floor nozzle not switchable
 Ⓢ Hand pipe included in the scope of delivery





POWERFUL PERFORMANCE MADE EASY.

[Find the perfect garden shredder for you](#) **341**

[Garden shredders and accessories](#) **342**



GARDEN SHREDDERS IN DETAIL



TECHNOLOGY

01 BRS TURNING TECHNOLOGY

The direction of the shredder blades can be changed using a dial. When turning clockwise, the tool deals with hard shreddable material such as branches; while the powerful blades that work in the anti-clockwise direction convert soft green waste into compostable matter. Handling different shreddable materials in this way effectively protects the blades.

02 SANDWICH-TYPE BLADE CONSTRUCTION

Provides optimum material shredding with low vibration. Additional wing blades and ripping blades further enhance the shredding process.

COMFORT

03 SOUND-PROOFED FEED CHUTE

The sound-proofed feed chute minimises the working noise during shredding.

04 TANK WITH EXTRA-LARGE FILLER OPENING

For easy filling of bulky branches and soft material.

FIND THE PERFECT GARDEN SHREDDER FOR YOU

When choosing an appropriate garden shredder, the first step is to decide whether you would like a petrol-driven or electric shredder. In addition, factors such as the work volume, properties of the material to be shredded (soft/hard), and the maximum branch thickness to be shredded must be taken into account.

If large quantities of shreddable material are to be processed, a **petrol shredder** is the right choice for you. Wherever you need to use them, their very high-performance petrol engines give them sufficient power reserves to shred even thicker branches.

On the other hand, the wide product range of high-throughput **electric shredders** available means you can find the tool you need for a wide variety of applications. From occasional shredding of small quantities of green cuttings to regularly processing thicker branches, you're sure to find the right model for the task at hand. There are also quiet models in the range, for use in noise-sensitive areas.

MODEL RECOMMENDATION BASED ON SHREDDING MATERIAL AND QUANTITY

This overview provides a guide for the processing volume and type of shredding material for each model. The S models are particularly well suited to processing branches.

GARDEN SHREDDERS	TYPE OF SHREDDING MATERIAL		PROCESSING VOLUME	
	MIXED	HARD	MIXED	HARD
PETROL SHREDDERS				
GH 370 S	•	•		—
GH 460	•	•	—	—
GH 460 C	•	•	—	—
ELECTRIC SHREDDERS				
GHE 135 L	-	•		—
GHE 140 L	-	•		—
GHE 105	•	•		—
GHE 150	•	•		—
GHE 250 S	•	•		—
GHE 250	•	•		—
GHE 260 S	•	•		—
GHE 260	•	•		—
GHE 355	•	•		—
GHE 375	•	•		—
GHE 420	•	•		—
GHE 450	•	•		—

- Mixed shredding material: flower cuttings, leaves, thin twigs, etc.
- Hard shredding material: branches, twigs, woody hedge cuttings, etc.



GARDEN SHREDDERS AND ACCESSORIES

- For amateur gardeners and landscapers
- For shredding hard and soft material
- With powerful engines
- Efficient blades and shredding systems
- A wide range of models – even including noise-sensitive power tools



GH 370 S^①

196 cm³ • 3.6 kW/4.9 hp



Powerful petrol-driven shredder for a high volume of thicker branches. No power connection required, making it particularly mobile.

Order number **6001 200 0010**



GH 460 C

352 cm³ • 6.5 kW/8.8 hp



Powerful petrol-driven shredder for a high volume of thick branches and soft material. Does not require a power connection. Ideal for shredding particularly large volumes of material. With a 2-chamber system, sandwich blade unit, and one-click/one-turn safety switch. Equipped with pneumatic tyres for easy transport.

Order number **6012 200 0016**

Additional versions: GH 460 see table on page 344



APPROPRIATE FUELS AND LUBRICANTS

SEE FROM **PAGE 352**

C = Comfort version
L = Quiet
S = Chipping

① Particularly well-suited to branches
② Only suitable for shredding hard material

**GHE 140 L** [Ⓢ]

230 V · 2.5 kW



Compact electric shredder with a powerful electric motor for occasional shredding of medium-thickness branches. With cloverleaf opening, integrated shredding container and slow-turning, quiet roller. Folds up for particularly space-saving and easy transport.

Order number **6013 011 1130****Additional versions:** GHE 135 L [Ⓢ] see table on page 344**GHE 150** [Ⓢ]

230 V · 2.5 kW



Compact electric shredder with a powerful electric motor for occasional shredding of medium-thickness branches. With sandwich-type blade unit and cloverleaf opening.

Order number **6008 011 1130****GHE 105** [Ⓢ]

230 V · 2.2 kW



Compact electric shredder with an effective electric motor for occasional shredding of medium-thickness branches and soft material. With cloverleaf opening.

Order number **6007 011 1175****GHE 250**

230 V · 2.5 kW



Electric shredder with a powerful electric motor for regular shredding of medium-thickness branches and soft material. Ideal for shredding larger quantities of material. With sandwich-type blade unit.

Order number **6008 011 1030****Additional versions:** GHE 250 S [Ⓢ], GHE 260, GHE 260 S [Ⓢ] see table on page 344

AHB 050

50 l shredding container, free-standing, for all shredders apart from GHE 135 L, GHE 140 L, GHE 450, GH 460 and GH 460 C.



Order number **6903 760 2546**

Engine type	Displacement (cm ³)	Rated output (W)	Rated output (kW/hp)	Working speed (rpm)	Rated voltage	Cutting tool (rated speed)	Weight (kg)	Guaranteed sound power level L _{WA} (dB(A))	Measured sound pressure level L _{pA} (dB(A))	Sound pressure level uncertainty factor K _{pA} (dB(A))	2-chamber system	Sandwich-type blade unit	Turning technology	Cloverleaf opening	One-click / one-turn safety switch
STIHL EVC 1000	196	-	3.4 / 4.6	2,400	-	Multi-Cut 370	40 [ⓐ]	102	92	3	-	•	-	-	-
B&S series 850 EXi OHV RS	190	-	3.4 / 4.6	3,000	-	Multi-Cut 450	59 [ⓐ]	104	96	3	•	•	-	-	•
STIHL EVC 2000	352	-	6.5 / 8.8	2,560	-	Multi-Cut 450	76 [ⓐ]	108	97	3	•	•	-	-	•
-	-	2,300	-	-	230 V~	Cutting roller (40 rpm)	23	94	87	3	-	-	-	•	-
-	-	2,500	-	-	230 V~	Cutting roller (40 rpm)	24	93	85	3	-	-	-	•	-
-	-	2,200	-	-	230 V~	Multi-Cut 103 (2,800 rpm)	19	104	93	3	-	-	-	•	-
-	-	2,500	-	-	230 V~	Multi-Cut 150 (2,800 rpm)	26	99	89	2	-	•	-	•	-
-	-	2,500	-	-	230 V~	Multi-Cut 250 (2,800 rpm)	27	103	92	3	-	•	-	-	-
-	-	2,500	-	-	230 V~	Multi-Cut 150 (2,800 rpm)	27	100	90	3	-	•	-	-	-
-	-	2,900	-	-	400 V 3~	Multi-Cut 250 (2,780 rpm)	27	102	89	3	-	•	-	-	-
-	-	2,900	-	-	400 V 3~	Multi-Cut 150 (2,780 rpm)	27	101	91	3	-	•	-	-	-
-	-	2,500	-	-	230 V~	Multi-Cut 355 (2,750 rpm)	30	100	94	3	-	•	•	-	-
-	-	3,000	-	-	400 V 3~	Multi-Cut 355 (2,810 rpm)	30	100	95	3	-	•	•	-	-
-	-	3,000	-	-	230 V~	Multi-Cut 450 (2,800 rpm)	52	106	98	4	•	•	-	-	•
-	-	3,800	-	-	400 V 3~	Multi-Cut 450 (2,800 rpm)	52	108	95	4	•	•	-	-	•

ⓐ Particularly well-suited to branches

ⓑ Only suitable for shredding hard material

ⓒ Uncertainty factor K_{pA} in accordance with Directive 2006/42/ECRS

ⓓ Net weight excluding fuels and lubricants



ACCESSORIES



SMART SOLUTIONS



FUELS AND LUBRICANTS



PERSONAL PROTECTIVE
EQUIPMENT



HAND TOOLS AND
FORESTRY TOOLS



SMART COMMUNICATION MADE EASY.

ADVANCE ProCOM

350







NEW ADVANCE PROCOM



SMART, EFFICIENT AND COMFORTABLE COMMUNICATION

With the STIHL ADVANCE ProCOM conference system, you can communicate clearly and efficiently even when working in noisy environments. Smart ear protection allows direct connections with up to 15 other headsets and a range of up to 600 m. A range of smartphone functions can also be used via Bluetooth®. ADVANCE ProCOM combines complex technology with simple control logic and extremely comfortable handling. See for yourself!

VARIANTS:



ADVANCE ProCOM
ear protectors

Order number
0000 884 0544



ADVANCE ProCOM
ear defender set

Order number
0000 889 8011








MORE INFORMATION ON THE VARIANTS

IS AVAILABLE **ON PAGE 396**

SMART FUNCTIONS MADE EASY:


TECHNOLOGY

-  Using Intercom Mesh technology, up to 16 people can be linked in a network via ADVANCE ProCOM.
-  Direct connection between headsets over a distance of up to 600 m. Each headset also acts as an amplifier.
-  Ambient sound can also be picked up when wearing the headset. Once a critical volume is reached, the headset electronically reduces the perceived sound level.
-  For extremely high sound and noise protection.



 Thanks to an IP 64 protection rating, sweat, dirt, and rain cannot harm the headset's electronics.

COMFORT

-  Simple control logic via ergonomic buttons easily distinguishable by touch.
-  Conduct phone conversations via a smartphone Bluetooth® connection.
-  Additional settings (e.g. microphone sensitivity) can be individually adjusted using the ProCOM app.

 Option to pair hand-held devices via Bluetooth® to extend the range, and to communicate with users who do not use ADVANCE ProCOM.

ENTERTAINMENT

-  An FM radio is integrated to keep you entertained when working. Music can also be transmitted via any audio source.
-  Smartphone voice assistants can be used by pressing a button on the headset.





LOOK AFTER YOUR TOOLS AND THEY'LL LOOK AFTER YOU.

Fuels/lubricants for 2-stroke engines **355**

Cleaning agents **361**

Fuels/lubricants for 4-stroke engines **360**

Accessories for fuels and lubricants **364**



RELIABLE, STRONG AND CLEAN:

We know what engines need. STIHL has extensive expertise in fuels and lubricants, so we are able to achieve optimum results for people, machines and the environment in the development of our oils, greases and fuels. Specifically, this means reliable use, outstanding performance with low wear, and low-pollutant combustion.

STIHL PRACTICAL TESTING

In field tests, STIHL tools are tested under a wide range of operating conditions.



STIHL OPTIMUM SYSTEM

Quality fuels and lubricants for man, machine, and the environment

STIHL TEST FACILITIES

Across more than 100 test benches, STIHL tools undergo extensive functional tests and long-term trials.



STIHL DEVELOPMENT

More than 500 employees work in the cutting-edge STIHL development centre with its in-house laboratory.

Ⓞ Patented in several European countries
 Ⓞ Explanation of quality marks on page 483

Ⓞ Specified storage conditions: Sealed in technically approved airtight containers. Store in dry, dark storage conditions where possible, at a maximum room temperature of 20°C
 Ⓞ Additional containers on request

FUELS AND LUBRICANTS FOR 2-STROKE ENGINES

- High-quality fuels and lubricants for perfect running behaviour
- Optimum lubrication properties
- Low-residue combustion
- High environmental compatibility

PATENT EP 2031043[®]

MOTOMIX FUEL MIXTURE



Ready-mixed fuel (1:50) for all STIHL 2-stroke engines, optimum performance, excellent cold start properties, maximum acceleration over the entire rpm range, perfect running characteristics even with a sudden rev change. With STIHL HP ultra premium oil for exceptional engine lubrication and extreme cleanliness, fully synthetic and biodegradable for optimal performance and long service life. User-friendly and engine-friendly thanks to fewer emissions (free from ethanol; almost no olefins and aromatic compounds). Can be kept in storage for up to 5 years[®]. Reliable top performance - STIHL 2-stroke engines and STIHL MotoMix are made for each other; all conceivable applications have been put through rigorous testing.

11 l[®]

Order number 0781 999 6300

20 l[®]

Order number 0781 999 6004

5 l[®]

Order number 0781 999 6301

ACCESSORIES: FILLING SYSTEM FOR FUEL

For easy refuelling of your STIHL power tools. For MotoMix 5 l canisters, STIHL combination canisters and STIHL petrol canisters up to a maximum of 5 l, suitable for all tank openings with a \varnothing greater than 23.5 mm.



Order number 0000 890 5005

ACCESSORIES: POURING AID FOR 20 L CONTAINER

Tap for easy, clean measuring and filling. High flow rate.



Order number 0000 881 8803





NEW MOTOMIX ECO FUEL MIX

Special fuel (premixed, 1:50) for all STIHL 2-stroke engines, with 10% of raw material from renewable sources^①. Just as the tried-and-tested STIHL MotoMix fuel mixture does, this ensures optimum power delivery, the best cold-start properties, maximum acceleration over the entire engine speed range and flawless running characteristics in petrol-driven power tools – but with 8% lower CO₂ emissions compared to the classic STIHL MotoMix. With STIHL HP ultra premium oil for exceptional engine lubrication and extreme cleanliness, fully synthetic and biodegradable for optimal performance and service life. Free from ethanol; almost no olefins and aromatic compounds. Can be kept in storage for up to 5 years^②. At least 50% of the materials used to make the MotoMix ECO canister are recycled.

51

Order number **0781 999 6303**

ALL THIS APPLIES TO THE PACKAGING TOO!

STIHL not only turns to environmentally friendly parts for MotoMix ECO itself, but also for the packaging. MotoMix ECO canisters are made from at least 50% recyclate; in other words, material produced through a recycling process. Doing this helps protect resources through recycling waste plastics for the production of new plastic. With MotoMix ECO, STIHL has increased the recycled proportion even further compared with the environmentally friendly BioPlus chain oil canister, which already consists of 25% recycled plastic.

^① The portion of renewable sources consists exclusively of non-edible plant parts

^② Specified storage conditions: In technically approved airtight containers. Store in dry, dark storage conditions where possible, at a room temperature of max. 20°C





HP 2-STROKE ENGINE OIL

Mineral-oil-based engine oil, especially developed for the demanding needs of power tools. Good lubrication and combustion properties, JASO-FB, ISO-L-EGB, fuel/oil ratio 1:50, suitable for all STIHL 2-stroke engines.

100 ml (for 5 l) Order number 0781 319 8401	5 l (for 250 l) Order number 0781 319 8433
1 l (for 50 l) Order number 0781 319 8410	10 l[Ⓢ] (for 500 l) Order number 0781 319 8434
1 l (for 50 l), measuring bottle Order number 0781 319 8411	



HP SUPER 2-STROKE ENGINE OIL

Semi-synthetic low-smoke oil, specially developed for STIHL 2-stroke engines. Outstanding start capability and clean, low-smoke burning. JASO-FD, ISO-L-EGD, fuel/oil ratio 1:50.

100 ml (for 5 l) Order number 0781 319 8052	5 l (for 250 l) Order number 0781 319 8055
1 l (for 50 l) Order number 0781 319 8053	10 l (for 500 l) Order number 0781 319 8056
1 l (for 50 l), measuring bottle Order number 0781 319 8054	



HP ULTRA 2-STROKE ENGINE OIL

Fully synthetic oil for long periods of use under the most demanding conditions. Exceptional lubrication properties, low-residue combustion, biodegradable (over 60% in accordance with OECD 301 B), particularly low in sulphur, JASO-FB, ISO-L-EGB, oil/fuel ratio 1:50.

100 ml (for 5 l) Order number 0781 319 8060	5 l (for 250 l) Order number 0781 319 8063
1 l (for 50 l), measuring bottle Order number 0781 319 8061	



PROFESSIONAL TIP

Exceptional lubrication and cleanliness are the most important development specifications for all STIHL engine oils. With consistent use of HP Ultra, a piston that has been running for several hundred hours in the STIHL test lab still looks almost new (see image).

Lubrication
Cleanliness
Deposit build-up protection
Corrosion protection
Miscibility up to ethanol content of 25%[Ⓢ]

Special features

Recommendation

2-STROKE ENGINE OILS							
HP	+	+	+	+	Yes	Good lubrication and combustion properties	High-quality engine oil
HP SUPER	++	+++	+++	++	Yes	Low-smoke, very good miscibility	Top engine oil for long service life
HP ULTRA	+++	+++	+++	+++	Yes	Biodegradable, ash-free burning	The best STIHL engine oil for cleanliness and long engine service life

+ Suitable
++ Very suitable
+++ Extremely suitable
Ⓢ Additional containers on request
Ⓞ Please observe the power tool's safety instructions





FORESTPLUS CHAIN OIL

Based on high-quality mineral oils. Reliable lubrication, no resinification, even during extended downtime.

11	0781 516 6001	5 l [ⓐ]	0781 516 6002
Order number		Order number	



BIOPLUS CHAIN OIL



Particularly eco-friendly plant-based oil, with superior lubricating and adhesive properties. More readily biodegradable in soil, awarded the European Ecolabel among others, tested according to OECD 301 B. The BioPlus canister consists of at least 25% recycled material.

11	0781 516 3001	5 l	0781 516 3004
Order number		Order number	
31	0781 516 3002	20 l [ⓐ]	0781 516 3007
Order number		Order number	



SYNTHPLUS CHAIN OIL

Semi-synthetic high-performance lubricant prevents wear and resinification during extended downtime. Free-flowing to -25°C, with high-quality fresh oils.

11	0781 516 2000	5 l	0781 516 2002
Order number		Order number	
31	0781 516 2012	20 l [ⓐ]	0781 516 2004
Order number		Order number	



PROTECT THE ENVIRONMENT WITH STIHL FUELS AND LUBRICANTS

Ecology and high-tech go hand-in-hand at STIHL. The development of new technologies and products is constantly driven forward, not least by the need to meet growing ecological requirements. BioPlus saw chain oil, for example, has been developed as a plant-based product, making it particularly environmentally friendly. At the same time, it features impressive properties in terms of lubrication and adhesion. It can be very quickly completely degraded on the forest floor and bears the European Ecolabel. This constitutes an important reference for consumers who want to make a particular contribution to environmental protection through the purchase of more environmentally friendly products. For further information on the EU Ecolabel, see from page 483.



	Base oils	Lubrication	Special features	Service life (years)	Free-flowing in the cold up to (°C)
CHAIN OILS					
FORESTPLUS	Mineral	good	-	3	-15
SYNTHPLUS	Synthetic and mineral	very good	High-performance oil	7	-25
BIOPLUS	Plant-based oil	good	Environmentally friendly, biodegradable	4	-20

POURING AIDS FOR CHAIN OIL



For easy, clean dosing and refilling.

For 3 l / 5 l, spout
Order number 0000 881 8802

For 20 l, tap
Order number 0000 881 0119

ⓐ Additional containers on request
 ⓑ Explanation of quality marks on page 483



MULTIOIL BIO

Multi-functional oil with a diverse range of uses. Can be used as a lubricant (for example with GTA 26), corrosion protection, rust protection, and penetrating oil. Cannot be used as a chain lubricant for MS. The oil has an eco-friendly composition, as it is produced 90% from renewable raw materials and is 90% biodegradable. Natural oil base, does not resinify.

50 ml
Order number **0782 516 8500**

150 ml
Order number **0782 516 8504**

GREASE GUN

For very precise lubrication.

Order number **1108 890 2500**



FS SUPERLUB

High-performance gear lubricant for all STIHL grass trimmers, brushcutters and clearing saws.

Tube, 40 g
Order number **0781 120 1022**

Tube, 80 g
Order number **0781 120 1117**

Tube, 225 g
Order number **0781 120 1118**



MULTILUB

Multi-purpose grease for all STIHL hedge trimmer and electric chainsaw gear systems.

Tube, 40 g
Order number **0781 120 1021**

Tube, 80 g
Order number **0781 120 1109**

Tube, 225 g
Order number **0781 120 1110**



FUELS AND LUBRICANTS FOR 4-STROKE ENGINES

- Smooth power tool operation
- Ideal lubrication of all components with low consumption
- High environmental compatibility



MOTO4PLUS

Power tool petrol developed specifically for STIHL small 4-stroke engines. User-friendly and engine-friendly thanks to fewer emissions (free from ethanol; almost no olefins and aromatic compounds). Can be kept in storage for up to five years. Reliable top performance - STIHL small 4-stroke engines and STIHL Moto4Plus are made for each other; all conceivable applications have been rigorously tested.

1 l
Order number **0781 989 7303**

20 l
Order number **0781 989 7301**

5 l
Order number **0781 989 7300**



SAE 30

High-performance engine oil for all use conditions for garden power tools with 4-stroke engines, containing high-quality base oils and additives for ideal lubrication and low consumption, API SJ/CF.

500 ml
Order number
0781 309 2001

600 ml
Order number
0781 309 2002

1.4 l
Order number
0781 309 2003

10 W-30

High-quality engine oil for a wide range of usage conditions, developed especially for the requirements of 4-stroke engines. Outstanding lubrication and combustion properties, can be used year-round down to -30°C.

500 ml
Order number
0781 309 1001

600 ml
Order number
0781 309 1000

1.4 l
Order number
0781 309 1002

CLEANING AGENTS

- Formulations coordinated to suit every cleaning task
- Optimum protection against corrosion
- Effective lubricants for various areas of use

SUPERCLEAN

Spray with dual function: Removes resin and dirt, while providing lubrication and corrosion protection. For cutting attachments, hedge trimmer blades and chainsaws.

Can, 50 ml

Order number 0782 420 1001

Can, 300 ml

Order number 0782 420 1002



MULTISPRAY

Multi-functional oil for lubrication and removing dirt and stubborn parts, as well as corrosion protection, contact spray and penetrating oil.

Can, 50 ml

Order number 0730 411 7002

Can, 400 ml

Order number 0730 411 7000



VARIOCLEAN

Special cleaner for dissolving and removing organic oil residues and for cleaning housings and STIHL HD2 filters (white), wire mesh filters (silver) and PA filters (white).

Spray bottle, 500 ml

Order number 0782 516 8001

Canister, 5 l

Order number 0000 881 9409



MULTICLEAN

Universal-use cleaning agent for plastic, metal, rubber and painted surfaces. Thoroughly and gently removes even stubborn dirt. High material compatibility.

Spray bottle, 500 ml

Order number 0782 516 8200





CARE & CLEAN KIT iMOW® & LAWN MOWER

Cleaning and care kit for iMOW® and lawn mower. For effective cleaning of the housing, mower unit, and iMOW® docking station.

Care & Clean Kit iMOW® & lawn mower - standard package

- 1 × Multiclean, 500 ml
- 1 × cleaning brush with scraper
- 1 × microfibre cloth (grey)

Order number **0782 516 8600**



NEW

Care & Clean Kit iMOW® & lawn mower plus - advantage package

- 1 × Multiclean, 500 ml
- 1 × cleaning brush with scraper
- 2 × microfibre cloths (grey, orange)
- 1 × carry bag

Order number **0782 516 8605**



CLEANING AGENTS	APPLICATIONS
SUPERCLEAN	Cutting attachments, hedge trimmer blades and chainsaws
MULTISPRAY	Tools and machines
VARIOCLEAN	Air filters, saw chains, bars, blades, circular saw blades, and machine housing
MULTICLEAN	Plastic, metal, rubber, and painted surfaces

- Suitable

CARE & CLEAN KIT FS

Cleaning and care kit for the maintenance of STIHL grass trimmers, brushcutters and clearing saws. For effective cleaning of the tool and machine.



Care & Clean Kit FS - sample package

- 1 × Multispray, 50 ml
- 1 × FS Superlub, 40 g

Order number 0782 516 8601

Care & Clean Kit FS Plus - advantage package

- 1 × Multispray, 400 ml
- 1 × FS Superlub, 80 g
- 1 × Varioclean, 500 ml



Order number 0782 516 8602

CARE & CLEAN KIT HS

Cleaning and care kit for the maintenance of STIHL shears, hedge trimmers and long-reach hedge trimmers. For effective cleaning of the cutting attachments and blades.



Care & Clean Kit HS - sample package

- 1 × Superclean, 50 ml
- 1 × Multilub, 40 g

Order number 0782 516 8603

Care & Clean Kit HS Plus - advantage package

- 1 × Superclean, 300 ml
- 1 × Multilub, 80 g



Order number 0782 516 8604

Contact spray	Penetrating oil	Corrosion protection	Lubricant	Oil	Plant-based oil	Resin	Adhesive residue	Rust	Tar	Dirt	Grass stains
---------------	-----------------	----------------------	-----------	-----	-----------------	-------	------------------	------	-----	------	--------------

EFFECT	REMOVED	INFORMATION ON USE
- - ● ● - - ● - ● - ● -	- - ● - ● - ● - ● - ● -	Spray into cutting tools after each use. Briefly run the hedge trimmer blade after spraying.
● ● ● ● - - - ● ● ● - -	- - - ● ● ● - - - ● ● ● - -	Spray into tools and wipe with a cloth.
- - - - ● ● ● - - - ● ●	● ● ● - - - - ● ● ● - - -	Spray into tools and devices, wash off with water, and wipe with a cloth. Then, protect against corrosion using Multispray. Wear safety glasses during use.
- - - - ● ● ● - - - ● ●	● ● ● - - - - ● ● ● - - -	Spray MultiClean onto a microfibre cloth, for example, and wipe the surface with it.



ACCESSORIES FOR FUELS AND LUBRICANTS

- Fuel and lubricant transport made easier
- No mess when filling up power tools
- Reliable equipment for professional and domestic users



FUEL CANISTER

Containers available in different sizes and colours. UN-approved.



3 l, transparent

Order number **0000 881 0204**

5 l, transparent

Order number **0000 881 0202**

5 l, orange

Order number **0000 881 0200**

10 l, transparent

Order number **0000 881 0212**

20 l, transparent

Order number **0000 881 0209**

ACCESSORIES: OUTLET PIPE (SEE IMAGE ABOVE)

Order number **0000 881 0217**

MIXING BOTTLE

For easy mixing and filling of smaller fuel amounts up to 1 l. Narrow outlet spout, large filler opening, scales on the bottle and on the lid, can be closed.



Order number **0000 881 9411**

MEASURING JUG

For preparing fuel mixtures.



For mixing up to 5 l

Order number **0000 881 0186**

For mixing up to 25 l

Order number **0000 881 0182**

COMBINATION CANISTER

Standard

Twin canister for 5 l fuel and 3 l chain oil. UN-approved.



Orange

Order number **0000 881 0111**

Transparent

Order number **0000 881 0120**

Professional

Professional version with two holders for carrying tools and filling system (tools and filling system not included).



Orange

Order number **0000 881 0113**

Transparent

Order number **0000 881 0123**

Small

Small twin canister for 3 l fuel and 1.5 l chain oil. UN-approved, includes spouts, canister suitable for STIHL filling systems.



Orange

Order number **0000 881 0124**


ACCESSORIES: SPOUT (SEE IMAGE ABOVE)

Black, with cap.

Order number **0000 881 0128**

HOLDERS

For convenient storage of the filling system. For standard combination canisters and smaller 3 l/1.5 l versions.



Order number **0000 881 0126**

For convenient storage of attachments. For standard combination canisters.



Order number **0000 881 0127**

FILLING SYSTEM FOR CHAIN OIL

To easily refuel the tool without it overflowing. Suitable for all tank openings with $\varnothing > 23.5$ mm.



Order number **0000 890 5004**

FILLING SYSTEM FOR FUEL

For easy refuelling of your STIHL power tools. For MotoMix 5 l canisters, STIHL combination canisters and STIHL petrol canisters up to a maximum of 5 l. Suitable for all tank openings with a $\varnothing > 23.5$ mm.



Order number **0000 890 5005**

ACCESSORIES: SPACER

For MS 200 chainsaw series.



Order number **0000 894 6301**

METAL CANISTER

20-l container with UN approval.



Order number **0000 881 0205**

ACCESSORIES: FLEXIBLE SPOUT PORT (NOT PICTURED)

Order number **0000 881 0211**

SG 11 PLUS

Hand sprayer with adjustable nozzle for distributing cleaning agents and solvents, for example CP 200 Superclean or Varioclean. Filling volume 1.5 l, maximum pressure 3 bar, EPDM seals for cleaning agents and solvents in the 7 - 14 pH range. The pump is fitted with a special protective element that ensures a long service life.



Order number **4255 019 4912**





VERSATILE. FUNCTIONAL. PROTECTIVE.

Chainsaw and protective clothing **370**

Power tool protective clothing **382**

High-visibility clothing **385**

Weatherproof and functional clothing **388**

Measurements and sizes **390**

Safety boots without cut protection **392**

Chainsaw boots with cut protection **393**

Face, ear and head protection,
safety glasses, and work gloves **396**

PERSONAL PROTECTIVE EQUIPMENT IN DETAIL



TECHNOLOGY

- 01 PREMIUM HIGH-TECH FIBRES**
Materials developed in-house for a high level of protection against thorns, water, wind and cold, without compromising breathability and comfort.
- 02 SOPHISTICATED DESIGN**
Functional clothing with clever answers to user requirements - for instance, ventilation openings that can be individually adjusted, specially reinforced fabric in areas subject to particular stress such as knees and elbows, and innovative patent-pending solutions for special applications.

COMFORT

- 03 MAINTENANCE AND COMFORTABLE WEAR**
STIHL cut protection clothing can even be washed at 60°C and spun at 400 revolutions per minute (max.), making it possible to remove oil and resin more successfully. The materials used dry quickly and their elastic fibres mean they are very comfortable to wear. OEKO-TEX® Standard 100 certification confirms that the materials are kind to skin.
- 04 AN EXTENSIVE SIZING RANGE FROM STIHL**
Trousers are also available in short and long sizes and made to measure. There are comfortable and form-fitting cuts available to choose from. Our ADVANCE model series outfits are also perfect for women.



Cut protection trousers and chaps (depending on model)

Leather cut protection boots (depending on the model)

Rubber cut protection boots (depending on the model)

Cut protection jacket (depending on the model)

Cut protection gloves (depending on the model)

CUT PROTECTION CLASSES ACCORDING TO EN ISO 11393

CUT PROTECTION CLASS/CLASS 0 (≤ 16 m/s^⓪)

-

-

-

-

●

CUT PROTECTION CLASS/CLASS 1 (≤ 20 m/s^⓪)

●

●

●

●

●

CUT PROTECTION CLASS/CLASS 2 (≤ 24 m/s^⓪)

●

●

-

-

-

CUT PROTECTION CLASS/CLASS 3 (≤ 28 m/s^⓪)

-

-

●

-

-

The KWF recommends cut protection class 1.^⓪

SAFETY

05 CUT PROTECTION AND HIGH-VISIBILITY COLOURS

Exclusively developed cut protection inserts offer good protection, even in very lightweight clothing. Monitored by means of extensive internal specifications and regular testing by the most stringent European certifying institutions. Standards are further reinforced through close coordination with our long-standing suppliers and regular on-site audits. The use of large areas of fluorescent orange material and reflective elements ensure that you are always visible, even in poor lighting conditions. The outer fabrics provide a very high level of UV protection.



NOTE

No personal protective equipment can provide absolute protection from injury. Nor is it a substitute for safe working practices. It is therefore essential to follow the safety instructions in the user manuals for both personal protective equipment and power tools, as well as any applicable accident prevention guidelines.

^⓪ Chain speeds in test conditions cannot be applied exactly 1:1 in practice. (The maximum chain speed of a chainsaw cannot be used as a basis here.)

^⓪ Additional explanations relating to cut protection areas for cut protection clothing are available on page 478

CHAINSAW AND PROTECTIVE CLOTHING

- For professional forestry workers, arborists, land and forest owners, and those who cut their own firewood
- For optimal protection during forestry work
- Comfortable to wear thanks to innovative materials and meticulous workmanship



FUNCTION SERIES

The forestry protective clothing in the FUNCTION series has been specifically developed for entry-level and occasional users. It offers verified cut protection and various practical solutions such as various pockets and comfortable ventilation openings.



FUNCTION UNIVERSAL JACKET



Features large areas of high-visibility orange for improved safety, breathable material that is very comfortable to wear, available in anthracite, black and high-visibility orange. Two side pockets and a zip pocket at chest height to enable a smartphone or first-aid kit to be stored safely. Freedom of movement at the shoulders and back, robust material on the shoulders and elbows. Ventilation inserts, large STIHL logo on the back.

Sizes **S-XXL**
Order number **0088 335 07..**

.. The final number based on your size can be found in the physical dimensions table on page 390



FUNCTION ERGO JACKET



Made of hard-wearing material for lasting durability. Modern and attractive design. Olive green, high-visibility orange and black, elasticated inserts, with ventilation panels, first aid pocket, two zippered breast pockets, reinforced elbows, reflective strips and large areas of high-visibility colours, large STIHL logo on the back.

Sizes **XS - XXL**
Order number **0088 335 06..**



FUNCTION UNIVERSAL TROUSERS / OVERALLS



Breathable material that is very comfortable to wear, available in anthracite, black and high-visibility orange. Freedom of movement in the seat and crotch, kidney protection, thorn protection on both the front and rear part of the leg area. Ventilation material on the back of the thighs.



Trousers, cut protection class 1, design A (EN ISO 11393)

Sizes **XS - 3XL, S-6 - XL-6, M+6 - XL+6**
Order number **0088 342 15..**



Overalls, cut protection class 1, design A (EN ISO 11393)

Sizes **XS - 3XL, S-6 - XXL-6**
Order number **0088 388 06..**



FUNCTION ERGO TROUSERS / OVERALLS



Made of hard-wearing material for lasting durability. Modern and attractive design. Olive-green, high-visibility orange and black, elasticated inserts, ventilation zips, reinforced knees, reflective strips for good visibility, versatile pockets, two zippered front slit pockets.



Trousers, cut protection class 1, design A (EN ISO 11393)

Sizes **XS - 3XL, M-6 - XL-6, M+6 - XL+6**
Order number **0088 342 10..**^①



Overalls, cut protection class 1, design A (EN ISO 11393)

Sizes **S - 3XL, M-6 - XL-6, M+6 - XL + 6**
Order number **0088 388 04..**^①

^① Also available made-to-measure, order number: ..99

^② Explanation of quality marks on page 483



DYNAMIC SERIES

The DYNAMIC forestry protective clothing range offers professionals a long service life and full ease of movement. This is made possible by the combination of tear-resistant materials, certified cut protection and elasticated inserts.



PERFECTLY SUITED TO SUMMER USE



DYNAMIC VENT JACKET



Very light, breathable jacket for the summer. Orange, black and khaki colour, ventilation openings, stretch inserts, reinforced elbows, reflective areas, four zip pockets, inner smartphone pocket, large STIHL logo on the back.

Sizes **XS-XXL**
Order number **0088 335 05..**


PERFECTLY SUITED TO SUMMER USE



DYNAMIC VENT TROUSERS



Very light, breathable trousers for the summer. Orange, black and khaki, zipped ventilation openings on the back of the thighs, elasticated trouser back, reflective areas, stretch inserts, reinforced knees, two front zipped slit pockets, phone pocket with zip on the thigh, thorn and water protection in the lower leg area.

 **Trousers, cut protection class 1, design A (EN ISO 11393)**
Sizes **XS - XXL, M-6 - XL-6**
Order number **0088 342 22..**^①

.. The final number based on your size can be found in the physical dimensions table on page 390

① Also available made-to-measure, order number: ..99

② Explanation of quality marks on page 483



DYNAMIC JACKET



With large areas of high-visibility orange. Anthracite and high-visibility orange, soft-shell inner collar, comfortable stretch insert on the back, reinforced and preformed elbows, elasticated cuffs, good breathability with ventilation zips under the arms, four practical pockets.

Sizes **XS-3XL**
Order number **0088 335 09..**^①



DYNAMIC TROUSERS / OVERALLS



Beaver Extreme makes the front exceptionally hard-wearing and resistant. Anthracite and high-visibility orange, preformed and double-reinforced knees, breathable and thorn-resistant material.



Trousers, cut protection class 1, design A (EN ISO 11393)

Sizes **S-XXL**
Order number **0088 342 24..**



Trousers, cut protection class 2, design A (EN ISO 11393)

Sizes **XS-3XL**
Order number **0088 342 17..**



Overalls, cut protection class 1, design A (EN ISO 11393)

Sizes **XS-3XL, M-6-XL-6, M+6-XL+6**
Order number **0088 388 11..**^①



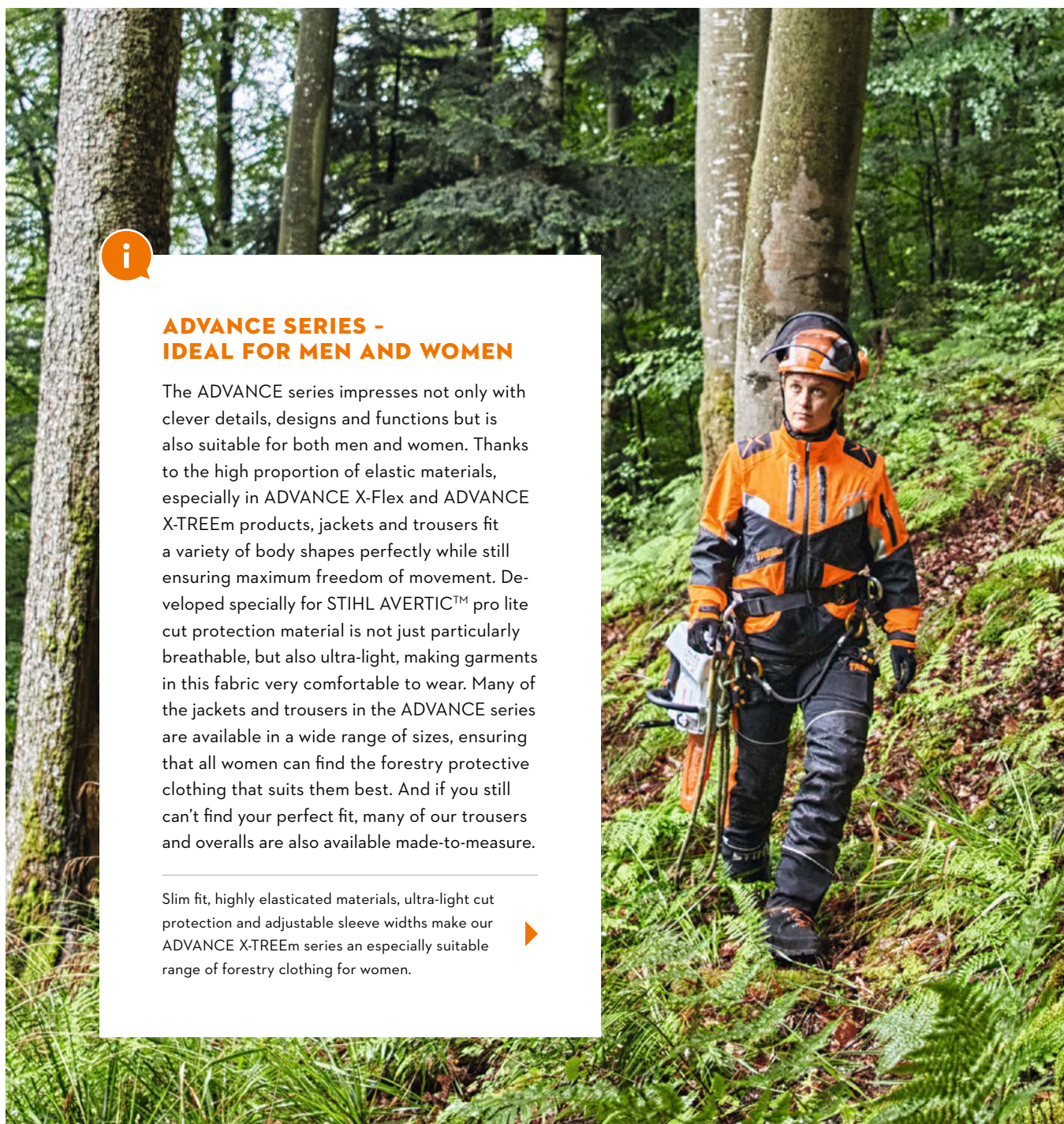
Overalls, cut protection class 1, design C (EN ISO 11393)

Sizes **S-3XL**
Order number **0088 388 10..**^①



ADVANCE SERIES

Forestry protective clothing in the ADVANCE series with verified cut protection is made from particularly lightweight high-tech fibres, which ensure low weight, good breathability, and outstanding protection against wet and cold. Practical ventilation openings and clever pocket solutions offer additional comfort. Trousers and jackets in the ADVANCE series can be flexibly combined with one another.



ADVANCE SERIES - IDEAL FOR MEN AND WOMEN

The ADVANCE series impresses not only with clever details, designs and functions but is also suitable for both men and women. Thanks to the high proportion of elastic materials, especially in ADVANCE X-Flex and ADVANCE X-TREEm products, jackets and trousers fit a variety of body shapes perfectly while still ensuring maximum freedom of movement. Developed specially for STIHL AVERTIC™ pro lite cut protection material is not just particularly breathable, but also ultra-light, making garments in this fabric very comfortable to wear. Many of the jackets and trousers in the ADVANCE series are available in a wide range of sizes, ensuring that all women can find the forestry protective clothing that suits them best. And if you still can't find your perfect fit, many of our trousers and overalls are also available made-to-measure.

Slim fit, highly elasticated materials, ultra-light cut protection and adjustable sleeve widths make our ADVANCE X-TREEm series an especially suitable range of forestry clothing for women. ▶

PERFECTLY SUITED
TO SUMMER USE



ADVANCE X-VENT JACKET



Light and highly breathable protective jacket, especially suited for summer temperatures or intense physical activity. High-visibility orange and black, silver mesh lining to the back, under arms and pockets for optimal ventilation, water- and dirt-resistant, large areas of high-visibility orange, reflective areas, one back pocket, sleeve pocket and inside pocket and two breast pockets, abrasion protection on the shoulders, large STIHL logo on the back.

Sizes **S-XXL**
Order number **0088 335 10..**

ESPECIALLY LIGHT
FOR SUMMER USE



ADVANCE X-LIGHT TROUSERS / OVERALLS



Made from ultra-light, extremely breathable AVERTIC™ pro lite cut protection material, developed exclusively for STIHL. This six-layer material is approximately 20% lighter than the previous six-layer cut protection inserts. Black, specialised ventilation fabric on the back of the leg makes this clothing perfect for hot days, fully elasticated crotch with ProElast, closable pockets, long zip makes the overalls easy to put on and take off, reflective areas for better visibility.

Trousers, cut protection class 1, design A (EN ISO 11393)
Sizes **S-3XL, S-6-XL-6**
Order number **0088 342 14..**^①

Overalls, cut protection class 1, design A (EN ISO 11393)
Sizes **S-3XL**
Order number **0088 388 05..**^①

PERFECT FOR
AUTUMN/WINTER USE



ADVANCE X-SHELL JACKETS

Highly elastic, fast-drying and warm. Black areas are water-resistant and breathable, coloured zones are waterproof and breathable. Breast pocket, inner pocket and abrasion protection on the shoulders. Peat, with two side pockets. Perfect in combination with MultiProtect HS and Protect FS protective trousers. High-visibility orange: with sleeve pocket, reflective piping and large STIHL logo on the back.



High-visibility orange/black
Sizes **XS-XXL**
Order number **0088 335 12..**



Peat/black
Sizes **S-XXL**
Order number **0088 335 11..**

PARTICULARLY
ROBUST AND FLEXIBLE



ADVANCE X-FLEX TROUSERS



Made from ultra-light, extremely breathable AVERTIC™ pro lite cut protection material, developed exclusively for STIHL. This six-layer material is approximately 20% lighter than the previous six-layer cut protection inserts. Black and high-visibility orange, special crotch construction for ease of movement, extraordinarily hard-wearing outer fabric, elastic and breathable, elasticated and waterproof knee protection, thorn and water protection in the lower leg area, dirt-resistant, long ventilation zips on the back of the legs.

Trousers, cut protection class 1, design A (EN ISO 11393)
Sizes **XS-3XL, S-6-XL-6**
Order number **0088 342 12..**^①

.. The final number based on your size can be found in the physical dimensions table on page 390

① Also available made-to-measure, order number: ..99

② Explanation of quality marks on page 483



ADVANCE X-TREEm JACKET



Includes many useful details: highly elastic ProElast material inserts for superb ease of movement and breathability. Available in black and high-visibility orange with reflective elements. Removable sleeves, spacer material on the shoulders and adjustable ventilation openings for comfortable regulation of body temperature. Ceramic dots on the elbows offer abrasion protection. Outer shoulder zone has dot grip abrasion protection. Large areas of high-visibility orange for excellent visibility. Two chest pockets, one inside pocket and one sleeve pocket.

Sizes XS-XXL
Order number 0088 335 08..



ADVANCE X-TREEm TROUSERS



With an extremely high level of comfort in cut protection trousers: highly elastic ProElast reduces fatigue. Perfect for climbing and professional use under extreme conditions. Available in black and high-visibility orange with reflective elements. Soft and quick-drying inner lining. Hard-wearing, dirt- and water-resistant materials on the front of the leg and seat area make these trousers ideal for forestry work. Highly breathable gaiters that can be attached to shoes offer protection from ticks. Ceramic-coated trimmings provide abrasion protection. Lightweight and highly breathable AVERTIC™ pro lite cut protection material. Flat pockets with zips on the hip, seat and thigh areas. Ventilation openings with zips to regulate body temperature. Braces are included.

Trousers, cut protection class 1, design A (EN ISO 11393)
Sizes XS-3XL
Order number 0088 342 16..[Ⓞ]

.. The final number based on your size can be found in the physical dimensions table on page 390

Ⓞ Also available made-to-measure, order number: ..99
Ⓜ Explanation of quality marks on page 483

THE PERFECT COMBINATION FOR ANY SITUATION

The ADVANCE product range offers a harmonious system of jackets and trousers. The designs and functions it offers are flexible and can be easily combined. Weather conditions and type of application are key when choosing clothing. The ADVANCE X-TREEm clothing plays best to its strengths as a single unit, as it is designed for the specific requirements faced by arborists.

ADVANCE X-SHELL



Fast-drying and insulating materials for use on cold days



ADVANCE X-VENT



Highly breathable materials for a comfortable temperature in hotter weather



ADVANCE X-TREEm

Extraordinarily comfortable to wear, with functional details - specially developed for arborists



ADVANCE X-FLEX



Elasticated protective components for greater ease of movement and robust thorn protection



ADVANCE X-LIGHT



Ultra-light cut protection trousers for particularly comfortable wear



IDEAL FOR OCCASIONAL USE



CHAPS 270° FRONT LEG PROTECTION

Outer fabric: 65% polyester, 35% cotton;
Lining: 100% polyester



For occasional chainsaw use. Available in anthracite and high-visibility orange with a denim look. Elastic strap for enhanced comfort, light and breathable, Y-threading of closures for fast fitting and removal, reflective STIHL logo on right, extended cut protection area.



Cut protection class 1, design B (EN ISO 11393)

Length	85 cm ^①	Length	100 cm ^①
Order number	0088 521 0301	Order number	0088 521 0304
Length	90 cm ^①	Length	105 cm ^①
Order number	0088 521 0302	Order number	0088 521 0305
Length	95 cm ^①		
Order number	0088 521 0303		

IDEAL FOR OCCASIONAL USE



360° CHAPS ALL-ROUND LEG PROTECTION

Reinforcements: 65% polyester, 35% cotton;
Outer fabric and lining: 100% polyester



For occasional chainsaw use or where there are multiple users. Ventilation material on the back of the thighs, zip that closes at the top, and smooth lining to make the chaps quick to put on and close. In anthracite.



Cut protection class 1, design C (EN ISO 11393)

Sizes/length	XS - M, 90 cm ^①	Sizes/length	L - XXL, 100 cm ^①
Order number	0088 508 0100	Order number	0088 508 0101



READY FOR WORK IN A FLASH WITH CHAPS 360° ALL-ROUND LEG PROTECTION

Our Chaps 360° all-round leg protection is the perfect solution for occasional, short periods of chainsaw work! Thanks to the long, smooth-running zip on the back of each leg, you can simply pull the all-round leg protection over your trousers without even needing to remove your shoes. The leg protection chaps can be tightened or loosened at the waist using the broad belt and can be closed easily using the button and zip on the front. The preformed knees and ventilation material on the back of the thighs ensure maximum freedom of movement and a high level of comfort for the wearer. The nine-layer cut protection fabric overlaps at the zip and provides maximum protection.



.. The final number based on your size can be found in the physical dimensions table on page 390

① Measured from waistband to trouser hem
② Fulfills the basic health and safety requirements in accordance with Regulation (EU) 2016 / 425
③ Patented in several European countries

IDEAL FOR OCCASIONAL USE



**360° PROTECT MS
ALL-ROUND LEG PROTECTION**

Reinforcements: 85% polyester, 15% cotton;
Outer fabric and lining: 100% polyester



For occasional chainsaw use or where there are multiple users. Ventilation material on the back of the thigh, zip that closes at the top and smooth lining to make the chaps quick to put on and close, preformed knees for more comfortable wear. High-visibility orange.



Cut protection class 1, design C (EN ISO 11393)
High-visibility class 2 (EN ISO 20471)

Sizes	XS - M	Sizes	L-XXL
Order number	0088 508 0000	Order number	0088 508 0001

ALSO IDEAL FOR GARDENING



X-CLIMB CLIMBING TROUSERS

Outer fabric: 89% polyester, 11% elastane;
Lining: 100% polyester

Hard-wearing climbing trousers without cut protection. Peat coloured, highly elastic and breathable, waterproof at the knee, thorn- and water-protected lower leg area, dirt-resistant, ventilation openings with zips at the back, kidney protection, hooks to attach to shoelaces, closable pockets, reflective details.

Sizes	XS - XXL
Order number	0088 494 00..



**PROTECT MS
ARM GUARD**

100% polyester



All-round arm protection for working with chainsaws. High-visibility orange. Very comfortable to wear, breathable due to inserts made from special ventilation material. Comfortable waistband, integrated thumbhole for a more secure fit. Delivery unit: 1 pair.

Cut protection class 1 (in accordance with EN ISO 11393)®
Order number 0088 544 0010



FS BRACES

82% polyester, 18% elastodiene
(natural rubber), loops and back section: leather

Elasticated braces with elasticated Velcro, prevents chafing from the harness, suitable for all sizes. Orange.

Length	110 cm
Width	5 cm
Order number	0000 884 159



PATENT EP 2465369 B1®








FS LEG PROTECTION

65% polyester, 35% cotton

Patented and breathable additional impact protection for extreme applications, for insertion into the inside leg pocket. Black.

Length	50 cm
Order number	0000 885 1801



		Order number	Sizes (99 = made-to-measure)	Colour	Cut protection design/ cut protection class	Number of layers
FUNCTION SERIES						
	FUNCTION UNIVERSAL JACKET	0088 335 07..	S-XXL	● ● ●	-	-
	FUNCTION UNIVERSAL TROUSERS	0088 342 15..	XS-3XL, S-6-XL-6, M+6-XL+6	● ● ●	A/1	9
	FUNCTION UNIVERSAL OVERALLS	0088 388 06..	XS-3XL, S-6-XXL-6	● ● ●	A/1	9
	FUNCTION ERGO JACKET	0088 335 06..	XS-XXL	● ● ●	-	-
	FUNCTION ERGO TROUSERS	0088 342 10..	XS-3XL, M-6-XL-6, M+6-XL+6, 99	● ● ●	A/1	8
	FUNCTION ERGO OVERALLS	0088 388 04..	S-3XL, M-6-XL-6, M+6-XL + 6, 99	● ● ●	A/1	8
DYNAMIC SERIES						
	DYNAMIC VENT JACKET	0088 335 05..	XS-XXL	● ● ●	-	-
	DYNAMIC VENT TROUSERS	0088 342 22..	XS-XXL, M-6-XL-6, 99	● ● ●	A/1	7
	DYNAMIC JACKET	0088 335 09..	XS-3XL, 99	● ●	-	-
	DYNAMIC TROUSERS	0088 342 24..	S-XXL	● ●	A/1	7
		0088 342 17..	XS-3XL	● ●	A/2	8
	DYNAMIC OVERALLS	0088 388 11..	XS-3XL, M-6-XL-6, M+6-XL+6, 99	● ●	A/1	7
	0088 388 10..	S-3XL, 99	● ●	C/1	9	
ADVANCE SERIES						
	ADVANCE X-VENT JACKET	0088 335 10..	S-XXL	● ●	-	-
	ADVANCE X-SHELL JACKETS	0088 335 12..	XS-XXL	● ●	-	-
		0088 335 11..	S-XXL	● ●	-	-
	ADVANCE X-LIGHT TROUSERS	0088 342 14..	S-3XL, S-6-XL-6, 99	●	A/1	6
	ADVANCE X-LIGHT OVERALLS	0088 388 05..	S-3XL, 99	●	A/1	6
	ADVANCE X-FLEX TROUSERS	0088 342 12..	XS-3XL, S-6-XL-6, 99	● ●	A/1	6
	ADVANCE X-TREE JACKET m	0088 335 08..	XS-XXL	● ●	-	-
	ADVANCE X-TREE TROUSERS m	0088 342 16..	XS-3XL, 99	● ●	A/1	6

● Available
- Not available

+ Good
++ Very good
+++ Excellent

.. The final number based on your size can be found in the physical dimensions table on page 390

① Please use braces with clips for models without buttons
② Only in the crotch
③ Explanation of quality marks on page 483

Approx. weight (kg) for size M	Cut protection developed exclusively for STIHL	Elastic waistband	Ventilation openings/ventilation zips/ special ventilation material	Buttons for braces [Ⓞ] / Loops for braces	Slim fit/ regular fit	Elastic outer fabric/ elastic inserts/ inserts made of ProElast	Durability of outer fabric	Resistance to dirt and water	Breathability	Low temperature protection	UV protection factor EN 13758-2/UV standard 801	Quality mark	Material
0.6	-	-	-/-/●	-/-									
1.25	-	●	-/-/●	●/-	-/●	●/-/-	++	-	++	+	-/60	●/-/-	Anthracite, high-visibility orange: 100 % polyester Black: 65 % polyester, 35 % cotton Lining: 100 % polyester
1.3	-	●	-/-/●	-/-									
0.7	-	-	-/-/●	-/-									
1.4	●	●	-/●/-	●/-	-/●	-/●/-	++	-	++	+	-/60	-/●/-	Outer fabric: 65 % polyester, 35 % cotton High-visibility orange: 70 % polyester, 30 % cotton Lining: 100 % polyester
1.5	●	●	-/●/-	-/-									
0.6	-	-	●/-/-	-/-									Outer fabric 1: 100 % polyester High-visibility orange: 70 % polyester, 30 % cotton Outer fabric 2: 93 % polyamide, 7 % polyurethane Lining: 100 % polyester
1.1	●	●	-/●/-	●/-	-/●	-/●/-	++	+	+++	-	-/40	-/●/-	
0.7	-	-	-/●/-	-/-									
1.4	-	●	-/●/-	●/-									Outer fabric 1: 50 % polyamide, 50 % cotton High-visibility orange: 70 % polyester, 30 % cotton Outer fabric 2: 93 % polyamide, 7 % polyurethane Lining: 100 % polyester
1.5	-	-	-/-/-	●/-	-/●	-/●/-	+++	++	++	++	-/80	-/●/-	
1.5	-	-	-/-/-	●/-									
1.9	-	-	-/-/-	●/-									
0.45	-	-	-/-/●	-/-	●/-	●/-/-	++	+	+++	-	40+/-	-/●/-	ADVANCE X-VENT Outer fabric: 100 % polyester
0.7	-	-	-/-/-	-/-	●/-	●/-/-	+++	+++	++	+++	40+/-	-/●/- -/-/●	ADVANCE X-SHELL Outer fabric: 100 % polyester Membranes: polyurethane
0.99	●	●	-/-/●	●/-	●/-	●/-/● [Ⓜ]	+	++	+++	-	40+/-	-/●/-	ADVANCE X-LIGHT Outer fabric: 75 % polyester, 20 % polyamide, 5 % polyurethane Lining: 100 % polyester
1.2	●	●	-/-/●	-/-	●/-	●/-/● [Ⓜ]	+	++	+++	-	40+/-	-/●/-	ADVANCE X-FLEX Outer fabric: 89 % polyester, 11 % elastane Lining: 100 % polyester
1.3	●	●	-/●/-	●/-	●/-	●/-/● [Ⓜ]	+++	+++	+++	-	40+/-	-/●/-	
0.65	-	-	-/●/-	-/-	●/-	●/-/●	++	+++	+++	+	40+/-	-/●/-	ADVANCE X-TREEm Outer fabric: 80 % polyester, 15 % polyamide, 4 % elastane, 1 % ceramic Lining: 66 % polypropylene, 34 % polyester
1.2	●	●	-/●/-	-/●									



POWER TOOL PROTECTIVE CLOTHING

- For optimum protection when maintaining green areas
- Great user comfort
- High-quality design packed with extra features



PROTECT FS CLEARING SAW PROTECTIVE TROUSERS

Outer fabric: 65 % polyester, 35 % cotton;
Lining: 100 % polyester

With breathable impact protection. Green, long ventilation openings at the rear, loops for FS braces, many practical pockets. Also available in high-visibility orange. See Protect FS, high-visibility orange on page 385.

Sizes **XS-3XL**
Order number **0088 458 00..**

COMBINES VERY WELL
WITH THE ADVANCE X-SHELL
PEAT JACKET



X-CLIMB CLIMBING TROUSERS

Outer fabric: 89 % polyester, 11 % elastane;
Lining: 100 % polyester

Hard-wearing climbing trousers without cut protection. Peat coloured, highly elastic and breathable, waterproof at the knee, thorn- and water-protected lower leg area, dirt-resistant, ventilation openings with zips at the back, kidney protection, hooks to attach to shoelaces, closable pockets, reflective details.

Sizes **XS-XXL**
Order number **0088 494 00..**

COMPATIBLE ACCESSORIES:

FS BRACES



FS LEG PROTECTION



SEE **ON PAGE 384**

.. The final number based on your size can be found in the physical dimensions table on page 390

COMBINES VERY WELL WITH THE ADVANCE X-SHELL PEAT JACKET



TRIPROTECT FS CLEARING SAW PROTECTIVE TROUSERS

Outer fabric: 65 % recycled polyester, 35 % organic cotton;
Lining: 100 % polyester

Triple-function trousers: impact protection, and thorn and water resistance. Peat, excellent breathability, ventilation zips on the back of the thighs, two hip pockets with zips, back pocket and tape measure pocket on the right, thigh pocket with integrated phone pocket on the left.

Sizes **XS-3XL**
Order number **0088 458 01..**

COMPATIBLE ACCESSORIES:



SEE ON PAGE 384

BRACES

82% polyester, 18% elastodiene (natural rubber), loops and back: leather

Orange. With buttons.



Length **120 cm** Width **4 cm**
Order number **0000 884 1511**

82% polyester, 18% elastodiene (natural rubber)

Orange. With metal clips with plastic inlay.



Length **110 cm** Width **4 cm**
Order number **0000 884 1510**

Length **130 cm** Width **4 cm**
Order **0000 884 1512**

COMBINES VERY WELL WITH THE ADVANCE X-SHELL PEAT JACKET



MULTIPROTECT HS HEDGE TRIMMER PROTECTIVE TROUSERS

Outer fabric: 65 % polyester, 35 % cotton;
Lining: 100 % polyester

KWF Innovation Prize 2016

Ideal for hedge trimming work. Peat, stretch material ensures superb freedom of movement, waterproof knee and hem areas, washed-out effect outer fabric, long ventilation zips on the back, trouser legs can be zipped off to 3/4-length trousers, kidney protection.

Sizes **XS-3XL**
Order number **0088 459 01..**

COMPATIBLE ACCESSORIES:



SEE ON PAGE 384

BRACES

82% polyester, 18% elastodiene (natural rubber), loops: leather

Black. With buttons.



Length **110 cm** Width **5 cm**
Order number **0000 884 1579**

82% polyester, 18% elastodiene (natural rubber)

Black. With metal clips without plastic inlay, for an even better hold.



Length **130 cm** Width **5 cm**
Order number **0000 884 1576**





MATCHING ACCESSORIES

FS BRACES

82% polyester, 18% elastodiene (natural rubber), loops and back section: leather

Orange, elasticated braces with elasticated Velcro, prevents chafing from the harness, suitable for all sizes.



Length **110 cm** Width **5 cm**
Order number **0000 884 1593**

KNEE PROTECTORS

100% polyethylene

Black, for insertion in kneepad pockets, conforms to DIN EN 14404, compatible with knee pockets of all standard work trousers.



Order number **0000 885 1900**

FS LEG PROTECTION

PATENT EP 2465369 B1[Ⓞ]

65% polyester, 35% cotton

Black, patented and breathable additional impact protection for extreme applications, for insertion into the inside leg pocket.




Length **50 cm**
Order number **0000 885 1801**

HS 2-IN-1 LEG PROTECTION

PATENT EP 2842441 B1[Ⓞ]

100% polyester

Black. Provides highly effective protection against cutting and pinching injuries from hedge trimmers.



Length **65 cm**
Order number **0000 885 2200**

HIGH-VISIBILITY CLOTHING

- High-visibility cut protection jackets for chainsaw work above belt height
- High-visibility clothing for good visibility when working on roads or train tracks, or in poor weather conditions
- High-visibility clothing for optimal protection in any weather
- High-visibility clothing for working with clearing saws or chainsaws



PERFECTLY SUITED
TO SUMMER USE



VENT HIGH-VISIBILITY JACKET

Outer fabric: 100 % polyester

Light, elastic and breathable high-visibility jacket for summer temperatures and intense physical activity. High-visibility orange made of Mag Cool functional material, black with light thorn and abrasion protection, two breast pockets, elasticated waist for a good fit, reflective strips for good visibility.

High-visibility class 2 (EN ISO 20471)

Sizes XS-3XL

Order number 0088 326 01..



PROTECT FS CLEARING SAW AND HIGH-VISIBILITY TROUSERS

Outer fabric: 70 % polyester, 30 % cotton;
Lining: 100 % polyester

For working on train tracks and streets. High-visibility orange, hard-wearing outer fabric, breathable impact protection, reflective strips and long ventilation openings at the rear, loops for FS braces. The patented FS additional leg protection for extreme work conditions can be inserted inside the leg pockets.

Trousers, high-visibility class 2 (EN ISO 20471)

Sizes XS-XXL

Order number 0088 534 00..

COMPATIBLE ACCESSORIES:

FS BRACES



FS LEG PROTECTION



PLEASE SEE **PAGE 384**

.. The final number based on your size can be found
in the physical dimensions table on page 390





PROTECT MS CUT PROTECTION AND HIGH-VISIBILITY JACKET

Outer fabric and lining: 100% polyester



Lightweight and breathable protective jacket with good freedom of movement. Colour: high-visibility orange, high-visibility yellow, and black. Thorn-protected areas on the elbows and shoulders. Ventilation material on the arms. Two chest pockets with zip closure, outlet opening for harness on the back with breathable ADVANCE cut protection in the chest, shoulder, arm and stomach area.

Cut protection class 1, design B (or EN ISO 11393)
High-visibility class 2 (EN ISO 20471)

Sizes XS - 3XL
 Order number 0088 326 04..^①

IDEAL FOR OCCASIONAL USE



360° PROTECT MS ALL-ROUND LEG PROTECTION

Reinforcements: 85% polyester, 15% cotton,
 Outer fabric and lining: 100% polyester



For occasional chainsaw use or where there are multiple users. Ventilation material on the back of the thigh, zip that closes at the top and smooth lining to make the chaps quick to put on and close, preformed knees for more comfortable wear. High-visibility orange.

Cut protection class 1, design C (or EN ISO 11393)
High-visibility class 2 (EN ISO 20471)

Sizes	XS - M	Sizes	L - XXL
Order number	0088 508 0000	Order number	0088 508 0001

.. The final number based on your size can be found in the physical dimensions table on page 390



PROTECT MS CUT PROTECTION AND HIGH-VISIBILITY TROUSERS

Outer fabric and lining: 100% polyester;
 Robust material: 65% polyester and 35% cotton



Sturdy protective trousers made from a functional fabric blend. Colour: high-visibility orange, high-visibility yellow, and black. Ventilation material on the back of the thigh, sturdy material at the knee and lower leg. Two side pockets, one back pocket, one tape measure pocket, kidney protection, buttonable bib with bib pocket and cut high at the rear to protect against hypothermia.

Trousers, cut protection class 1, design A (EN ISO 11393)
high-visibility class 2 (EN ISO 20471)

Sizes S - 3XL, S-6 - XL-6, S+6 - XL+6
 Order number 0088 399 01..^①

COMPATIBLE ACCESSORIES: BIB

Outer fabric and lining: 100% polyester

Buttonable bib with chest pocket and pulled-up kidney protection for Protect MS trousers. Colour: high-visibility orange, high-visibility yellow, and black.



Universal size
 Order number 0088 522 0010

① Also available made-to-measure, order number: .99
 ② Explanation of quality marks on page 483



PROFESSIONAL TIP

HIGH-VISIBILITY CLASS 3 IS ACHIEVED BY COMBINING:






PROTECT MS JACKET



VENT JACKET



ALLOCATION OF THE COMBINATIONS FOR WORKING WITH POWER TOOLS

	PROTECT MS CUT PROTECTION AND HIGH-VISIBILITY TROUSERS	•	•
	360° PROTECT MS ALL-ROUND LEG PROTECTION	•	•
	PROTECT FS CLEARING SAW AND HIGH-VISIBILITY TROUSERS	-	•



WEATHERPROOF AND FUNCTIONAL CLOTHING

- Breathable, functional clothing, ideal for physically demanding work
- Protection against rain, wind and snow
- Wicks moisture from the inside to the outside



RAINTEC WEATHERPROOF CLOTHING



With welded seams and water-repellent zips. Black and high-visibility orange, reflective piping, EN 343 class 3 (top class) for breathability: RET <math>< 10 \text{ m}^2 \text{ PA/W}</math>, water column: $\geq 10,000 \text{ mm}$.

Jacket

Outer fabric: 75 % polyester, 25 % polyurethane;
Membrane: 100 % polyurethane; Lining: 100 % polyester



Long ventilation openings under the arms, large areas of high-visibility orange, large, reflective STIHL logo on the back, adjustable soft-shell collar, foldaway hood with brim.



Sizes **S-XXL**
 Order number **0088 554 01..**

Trousers

Outer fabric: 70 % polyester, 30 % polyamide;
Membrane: 100 % polyurethane; Lining: 100 % polyester



Ventilation zips on the thighs, side zip makes the trousers easier to put on, ventilation openings at the hip provide access to work trousers, proven thorn-resistance with ACTION ARCTIC material in vulnerable areas, practical thigh pocket.



Sizes **S-XXL**
 Order number **0088 352 00..**

DUROFLEX WEATHERPROOF JACKET



Outer fabric: 100 % polyester; Coating: 100 % polyurethane



Made from waterproof, elastic and durable material. High-visibility orange. Predominantly in high-visibility orange. Water column: $\geq 5,000 \text{ mm}$. Breathable due to ventilation openings on the sleeve, as well as on the front and rear sections. Hood that can be stored in the collar.

GOES WELL WITH
 RAINTEC WEATHER-
 PROOF TROUSERS



Sizes **S-XXL**
 Order number **0088 554 02..**

ADVANCE FUNCTIONAL CLOTHING

Outer fabric: 60 % polyester, 34 % polyamide, 6 % elastane

Ideal body temperature regulation, fast-drying because moisture is drawn away from the body, seamlessly woven functional zones and anti-odour, anti-bacterial properties thanks to silver ions[Ⓞ]. The close-fitting design prevents ticks from getting inside. With knitted chainsaw motif. UV protection, EN 13758-1: 50+.

Short-sleeved functional shirt



With round neck.



Sizes **S-XXL**
Order number **0088 585 00..**

Long-sleeved functional shirt



Zip, thumb loops.



Black
Sizes **S-XXL**
Order number **0000 888 60..**

High-visibility orange
Sizes **S-XXL**
Order number **0088 581 00..**

Functional trousers, long



Thermal functional zones on the backs of the legs and the seat.



Sizes **S-XXL**
Order number **0000 888 59..**



DYNAMIC MAG COOL FUNCTIONAL T-SHIRT

Outer fabric: 100 % polyester



With MS 661 C-M graphic. Extremely functional, wicks moisture away from the body, breathable, quick-drying, odour-neutral.



Black, graphic in silver
Sizes **S-XXL**
Order number **0088 302 00..**

High-visibility orange, graphic in black
Sizes **S-XXL**
Order number **0088 302 01..**

DYNAMIC FLEECE JACKET

Outer fabric: 97 % polyester, 3 % polyamide



Soft, high-stretch microfleece jacket. High-visibility orange with black, breathable and quick-drying, perfect as an intermediate layer, light thorn and abrasion protection, breast pocket with zip, thumb loops, reflective chainsaw motif.



Sizes **S-XXL**
Order number **0088 353 00..**

Ⓞ Explanation of quality marks on page 483
Ⓜ Biocidal product

.. The final number based on your size can be found in the physical dimensions table on page 390





HOW TO PLACE AN ORDER

1. Choose your preferred item of forestry protective clothing.
2. Find the appropriate size using the tables. For jackets: Selection based on chest circumference or international size
For trousers: Selection based on jeans size[Ⓞ] or international size
3. Complete the order number (..) by adding the number that corresponds to your international size:

Normal sizes

XS=..02, S=..03, M=..04, L=..05,
XL=..06, XXL=..07, 3XL=..08

Short sizes (6 cm shorter legs)

S-6=..13, M-6=..14, L-6=..15, XL-6=..16,
XXL-6=..17

Long sizes (6 cm longer legs)

S+6=..23, M+6=..24, L+6=..25,
XL+6=..26

4. Note: The stated measurements are body dimensions. Body dimensions differ from clothing measurements.

Ladies sizes are measured based on the seat circumference and inseam or jeans length. The international sizes are based on men's sizes; women should generally select one size smaller than their usual size.

CUSTOM CLOTHING

Stand upright, with a relaxed posture. Ask a second person to measure you. **You will need all the following measurements** to order made-to-measure clothing. It is helpful to indicate the size you normally wear. For added precision, you should also add, e.g.: "The same as size M but with 8 cm shorter legs or a 5 cm narrower waist circumference." Prices and terms of delivery for custom sizes are available from your local authorised STIHL dealer.

1 Height

from top of head to sole of foot

2 Chest circumference

measured horizontally around the body at the widest point of the chest

3 Waist circumference

measured without pulling the tape tight

A For overalls and jackets: stomach circumference (at navel)

B For trousers: waistband circumference (at trouser waist)

4 Seat circumference

at the widest point of the seat

5 Inseam

measured from the crotch to the ground

6 Thigh circumference

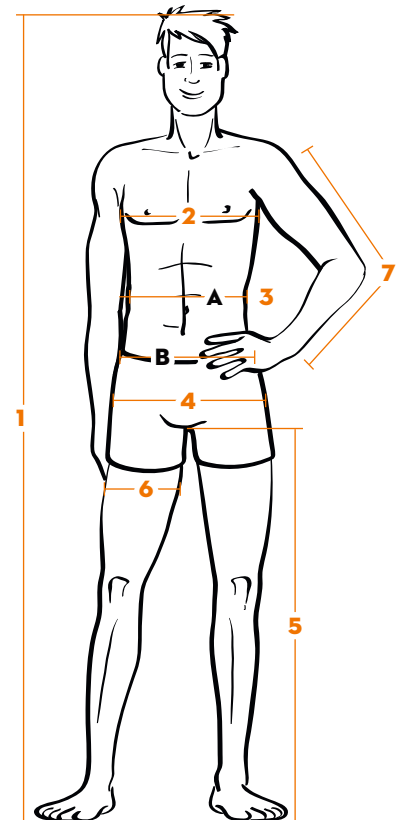
at the widest point of the thigh

7 Arm length

from the shoulder edge to the knuckle via the elbow, measured with the arm bent

Jacket length

from the collar seam to the hem (measured from a well-fitting jacket)



INTERNATIONAL NORMAL SIZES

Protective clothing Size (Order Number)	XS (..02)	S (..03)	M (..04)	L (..05)	XL (..06)	XXL (..07)	3XL (..08)
Functional clothing Size (Order Number)	XS (..44)	S (..48)	M (..52)	L (..56)	XL (..60)	XXL (..64)	3XL (..68)
Body height in cm 1	170 - 176	172 - 178	174 - 180	176 - 182	178 - 184	180 - 186	182 - 188
Chest circumference in cm 2	76 - 84	84 - 92	92 - 100	100 - 108	108 - 116	116 - 124	124 - 132
Waist circumference in cm 3	62 - 70	70 - 78	78 - 86	86 - 96	96 - 106	106 - 116	116 - 126
Seat circumference in cm 4	76 - 82	82 - 88	88 - 104	104 - 110	110 - 116	116 - 122	122 - 128
Jeans size in inch waist / length	25 - 28 / 31	28 - 31 / 31.5	31 - 34 / 32	34 - 38 / 32.5	38 - 42 / 33	42 - 46 / 33.5	46 - 50 / 34

INTERNATIONAL SHORT SIZES

Protective clothing Size (Order Number)	S-6 (..13)	M-6 (..14)	L-6 (..15)	XL-6 (..16)	XXL-6 (..17)
Body height in cm 1	166 - 170	168 - 174	170 - 176	172 - 178	174 - 180
Chest circumference in cm 2	84 - 92	92 - 100	100 - 108	108 - 116	116 - 124
Waist circumference in cm 3	74 - 82	82 - 90	90 - 100	100 - 110	110 - 120
Seat circumference in cm 4	82 - 88	88 - 104	104 - 110	110 - 116	116 - 122
Jeans size in inch waist / length	29 - 32 / 29	32 - 35 / 29.5	35 - 39 / 30	39 - 43 / 30.5	43 - 47 / 31

INTERNATIONAL LONG SIZES

Protective clothing Size (Order Number)	S+6 (..23)	M+6 (..24)	L+6 (..25)	XL+6 (..26)
Body height in cm 1	178 - 184	180 - 186	182 - 188	184 - 190
Chest circumference in cm 2	84 - 92	92 - 100	100 - 108	108 - 116
Waist circumference in cm 3	68 - 76	76 - 84	84 - 94	94 - 104
Seat circumference in cm 4	80 - 86	86 - 102	102 - 108	108 - 114
Jeans size in inch waist / length	27 - 30 / 34	30 - 33 / 34.5	33 - 37 / 35	37 - 41 / 35.5

SAFETY BOOTS WITHOUT CUT PROTECTION

- For a sturdy grip and great protection with non-slip-tread sole and steel toe cap
- For working outdoors or in the workshop
- Very comfortable and protects against injury



NEW WORKER S2 MID-HEIGHT SAFETY SHOES

High-quality, breathable nubuck leather upper and textile lining. Very comfortable to wear thanks to padded bootlegs, cushioned PU midsole and ergonomic, replaceable insole. Lightweight design. All-around reflective materials in orange. Non-slip, self-cleaning, oil- and fuel-resistant treaded soles in accordance with EN ISO 20345 S2. Approved for the use of orthopaedic insoles in accordance with DGUV Regulation 112-191.

Sizes **39-48**
Order number **0088 530 02..**



NEW WORKER S3 LACED SAFETY BOOTS

High-quality, ultra-breathable nubuck leather upper and textile lining. Very comfortable to wear thanks to padded bootlegs, cushioned PU midsole and plush, replaceable insole, protection against perforation and lightweight design. All-around reflective materials in orange and self-cleaning, oil- and fuel-resistant treaded soles in accordance with EN ISO 20345 S3. Approved for the use of orthopaedic insoles in accordance with DGUV Regulation 112-191.

Sizes **39-48**
Order number **0088 489 01..**

CHAINSAW BOOTS WITH CUT PROTECTION

- For the right protection when using a chainsaw
- With a steel toe cap and cut protection padding
- So you get a good grip on the floor and are firm on your feet



FUNCTION LEATHER CHAINSAW BOOTS



Outer material made of water-resistant cowskin leather. Very comfortable thanks to breathable textile lining with padded bootlegs, durable lacing section with deep lacing hooks, excellent protection against wear and abrasions, cushioning PU midsole, excellent grip thanks to the non-slip tread design of the soles.

Sizes **39-47**
Order number **0088 532 04..**



DYNAMIC RANGER LEATHER CHAINSAW BOOTS



Outer material made of high-quality, water-resistant cowskin leather. Superb flexing comfort, breathable textile lining with padded boot legs, excellent protection against wear and abrasions, durable lacing section, cushioning PU midsole, excellent grip thanks to the non-slip treaded soles. Approved for the use of orthopaedic insoles in accordance with DGUV Regulation 112-191.

Sizes **36-50**
Order number **0088 532 05..**





DYNAMIC S3 LEATHER CHAINSAW BOOTS



Outer material made of high-quality, especially water-resistant and sustainably tanned nubuck leather. All-purpose - including on construction sites thanks to S3 protection against perforation. Highly breathable lining for good moisture-wicking, padded boot legs, durable lacing section with deep lacing hooks, easy-threading eyelets, removable ergonomic insoles, steel midsole to protect against perforation, excellent protection against wear and abrasion, cushioning PU midsole, excellent grip thanks to the non-slip tread design of the soles. Approved for the use of orthopaedic insoles in accordance with DGUV Regulation 112-191.

Sizes **38-48**
Order number **0088 532 01..**



ADVANCE GTX CHAINSAW TREKKING BOOTS



Outer material of exceptionally water-resistant, high-quality suede from mountain cattle, for professional chainsaw jobs on hillsides and for tree maintenance. Durable lacing section with deep lacing hooks, easy-threading eyelets, waterproof and especially breathable GORE-TEX® membrane. High-quality, particularly absorbent, ergonomic removable insoles, additional water and wear protection provided by high-rise rubber edge, cushioning PU midsole, excellent grip thanks to the special non-slip-tread soles.

Sizes **39-48**
Order number **0088 532 03..**




DYNAMIC GTX LEATHER CHAINSAW BOOTS



Outer material of water-resistant leather, combined with waterproof and breathable GORE-TEX® Extended Comfort membrane. Very comfortable to wear due to soft ergonomic insole, easy-threading lace eyelets, protection against wear and abrasions, excellent grip thanks to non-slip tread design of the soles, reflective strips for enhanced safety. Approved for the use of orthopaedic insoles in accordance with DGUV Regulation 112-191.

Sizes **36-50**
Order number **0088 532 02..**



DGUV REGULATION 112-191

STIHL offers an extensive range of safety boots with and without cut protection. All of our boots are distinguished by their excellent protection and are very comfortable to wear. In addition, selected models are approved for use with customised orthopaedic insoles, in accordance with DGUV Regulation 112-191. This means you can have an insole produced to suit your needs without the shoe losing its certification.



FUNCTION RUBBER CHAINSAW BOOTS



Handmade chainsaw rubber boots made from natural rubber. Self-cleaning, non-slip rubber lug soles. Adjustable textile shaft collar with drawstring, also suitable for larger calves, lightweight due to low leg height, treaded mid-sole, excellent grip thanks to the non-slip tread design of the soles.

Sizes **39-47**
Order number **0088 493 01..**



SPECIAL RUBBER CHAINSAW BOOTS



Handmade chainsaw rubber boots made from natural rubber. Self-cleaning, non-slip rubber lug soles. Rubber boots with a laced shaft, reflective strips, treaded mid-sole, excellent grip thanks to the non-slip tread design of the soles.

Sizes **36-50**
Order number **0088 493 00..**

Order number

Height in cm (approx.)

DIN EN ISO 20345 S2 / DIN EN ISO 17249

Weight (kg) in size 42 per pair (approx.)

Cut-protection class

High-quality full-grain leather

Waterproof

Deep tread, self-cleaning treaded soles

Orthopaedic insole

Steel toe cap

Steel midsole

High rolling comfort

Quality mark

Suitable for studs

Suitable for crampons

Ankle protection

SAFETY BOOTS WITHOUT CUT PROTECTION														
WORKER S2 MID-HEIGHT SAFETY SHOES	0088 530 02.. [Ⓢ]	-	●/-/S2	1.0	-	-	-	●	●	●	-	●	-	-
WORKER S3 LACED SAFETY BOOTS	0088 489 01.. [Ⓢ]	-	●/-/S3	1.3	-	-	-	●	●	●	●	●	-	-
CHAINSAW BOOTS WITH CUT PROTECTION														
FUNCTION LEATHER CHAINSAW BOOTS	0088 532 04..	20	●/●/S2	1.9	1	●	-	●	●	●	-	●	●	●
DYNAMIC RANGER LEATHER CHAINSAW BOOTS	0088 532 05.. [Ⓢ]	20	●/●/S2	1.9	1	●	-	●	●	●	-	●	●	●
DYNAMIC S3 LEATHER CHAINSAW BOOTS	0088 532 01.. [Ⓢ]	20	●/●/S3	2.0	1	●	-	●	●	●	●	●	●	●
DYNAMIC GTX LEATHER CHAINSAW BOOTS	0088 532 02.. [Ⓢ]	20	●/●/S2	2.2	1	●	●	●	●	●	-	●	●	●
ADVANCE GTX CHAINSAW TREKKING BOOTS	0088 532 03..	20	●/●/S2	2.5	2	●	●	●	●	●	-	●	●	●
FUNCTION RUBBER BOOTS	0088 493 01..	32	●/●/S2	2.9	1	-	●	●	-	●	-	●	-	-
SPECIAL MS RUBBER BOOTS	0088 493 00..	35	●/●/S2	3.1	3	-	●	●	-	●	-	●	●	-

● Fitted as standard
- Not available



FACE, EAR AND HEAD PROTECTION, SAFETY GLASSES, AND WORK GLOVES

- Protects the head, ears and face from engine noise, wood chips and pebbles
- Individually-adjustable combined face and ear protection
- The appropriate ear, eye and hand protection for your individual needs



EAR PROTECTORS

CONCEPT 23

Extremely lightweight, adjustable, soft pads for comfortable wear. Rotatable hearing protectors/headband.

EN 352, SNR 23 (H: 27; M: 20; L: 14)

Order number **0000 884 0539**



CONCEPT 24

Stable, breathable metal headband. Soft pads for comfortable wear.

EN 352, SNR 24 (H: 28; M: 22; L: 14)

Order number **0000 884 0541**



CONCEPT 24 F

Padded head strap, soft pads for comfortable wear, folding.

EN 352, SNR 24 (H: 28; M: 21; L: 13)

Order number **0000 884 0542**



CONCEPT 28

Stable, breathable metal headband. Soft pads for comfortable wear.

EN 352, SNR 28 (H: 31; M: 26; L: 19)

Order number **0000 884 0543**



NEW TIMBERSPORTS® EDITION

A must for big and small fans alike. Ear protection in TIMBERSPORTS® design with padded head strap and soft pads for comfortable wear.

For adults

EN 352, SNR 28 (H: 35; M: 24; L: 17)
Order number **0000 884 0546**

For children

EN 352, SNR 29 (H: 34; M: 26; L: 18)
Order number **0000 884 0547**



EAR PROTECTORS WITH BLUETOOTH®



DYNAMIC GB 29

Versatile ear protectors. With Bluetooth® to allow you to enjoy smartphone functions such as calls and music without needing to take your device out of your pocket. Separate AUX input, battery runtime up to 38 hours.

EN 352, SNR 29 (H:33; M:26; L:18)

Order number **0000 884 0519**



NEW ADVANCE PROCOM

SMART, EFFICIENT AND COMFORTABLE COMMUNICATION

ADVANCE ProCOM acts as both ear protection and an smart communication solution, tailored specifically to the needs of professionals working in the areas of forestry and tree maintenance. The technology allows up to 16 people to be connected within a network, enabling users to stay in direct contact across distances of up to 600 m. Each headset also acts as a signal repeater, meaning that wider areas can be covered by larger teams. The good voice quality allows for clear, pleasant communication - which is especially important when working on challenging tasks. Filtering can be used to dampen noise from machinery, allowing you to enjoy extremely high levels of sound insulation and noise protection. The Bluetooth® connection enables you to use a large number of smartphone functions without needing to take your device out of your pocket. Bluetooth® can also be used to integrate traditional wireless devices into communication via ADVANCE ProCOM so that users without ear protection can also be included in communication as required. The integrated FM radio also provides entertainment as you work. Also available as a retrofittable ADVANCE ProCOM ear defenders set for FUNCTION Universal and ADVANCE X-CLIMB helmets.

EN 352, SNR 32 (H:35; M:29; L:23)Ⓞ

Order number **0000 884 0544**



COMPLEX TECHNOLOGY - EASY TO USE

ADVANCE ProCOM is distinguished by its especially simple operating logic. The large, ergonomic buttons can be distinguished easily from one another by touch and are very user-friendly.



EAR PLUGS

GSS 33

Made from cone-shaped polyurethane foam with very good insulation properties. Soft material, fits comfortably in the ear canal, two pairs in a multibox.

EN 352, SNR 33 (H: 32; M: 29; L: 29)



Order number **0000 886 0411**

FACE/HEARING PROTECTION
SHORT WITH NYLON MESH**FUNCTION GPA 33**

With double headband[Ⓞ] and four ear plugs.

EN 352, EN 1731, SNR 33
(H: 32; M: 29; L: 29)[Ⓞ]



Order number **0000 884 0252**

FACE/EAR PROTECTION, SHORT,
WITH PLASTIC VISOR**FUNCTION GPC 33**

With double headband[Ⓞ] and four ear plugs.

EN 166, EN 352, SNR 33
(H: 32; M: 29; L: 29)^{ⓄⓄ}



Order number **0000 884 0255**

FUNCTION GPA 24

Easily combines with ear defenders for good noise protection and pivoting nylon mesh (polyamide PA), adjustable head strap.

EN 352, EN 1731, SNR 24
(H: 28; M: 21; L: 13)[Ⓞ]



Order number **0000 884 0251**

DYNAMIC GPC 30

With soft padded head strap and ear defenders. Enlarged visor, inner panel with anti-fogging coating, additional forehead protection.

EN 166, EN 352, SNR 30
(H: 34; M: 27; L: 18)^{ⓄⓄ}



Order number **0000 884 0253**

DYNAMIC GPA 30

With soft padded head strap and ear defenders. Enlarged visor (polyamide PA), additional forehead protection.

EN 352, EN 1731, SNR 30
(H: 34; M: 27; L: 18)[Ⓞ]



Order number **0000 884 0254**

ADVANCE GPC 28

Combination suitable for professionals, perfectly balanced, adjustable straps with adjustable ratchet, anti-fog coating, ear defenders can be removed depending on the job, forehead protection with ventilation slots, with polycarbonate visor. Extremely comfortable to wear and outstanding weight distribution thanks to circumferential holder system.

EN 166, EN 352, SNR 28 (H: 35; M: 26; L: 16)^{ⓄⓄ}



Order number **0000 884 0256**

ADVANCE GPA 28

Combination suitable for professionals, perfectly balanced, adjustable straps with adjustable ratchet, can be worn with or without ear defenders depending on the job, forehead protection with ventilation slots, with nylon mesh (polyamide PA). Extremely comfortable to wear and outstanding weight distribution thanks to circumferential holder system.

EN 352, EN 1731, SNR 28 (H: 35; M: 26; L: 16)[Ⓞ]



Order number **0000 884 0231**

[Ⓞ] Supports the back of the head, prevents slipping, fit can be adapted individually

^{ⓄⓄ} Provides 100% UV protection

FACE/EAR PROTECTION SETS WITH BLUETOOTH®

DYNAMIC GB 29 PC

With polycarbonate visor in accordance with EN 166. Bluetooth® can be used to enjoy smartphone functions such as calls and music without needing to take your device out of your pocket.

SNR 29 in accordance with EN 352

Order number **0000 884 0538**

**DYNAMIC GB 29 PA**

With nylon mesh (polyamide PA) in accordance with EN 1731. With Bluetooth® to allow you to enjoy smartphone functions such as calls and music without needing to take your device out of your pocket.

SNR 29 in accordance with EN 352

Order number **0000 884 0537**



HELMET SETS



FUNCTION BASIC



FUNCTION UNIVERSAL



DYNAMIC ERGO



DYNAMIC X-ERGO



ADVANCE VENT



ADVANCE X-VENT



ADVANCE X-VENT
BLUETOOTH®



	Order number	Colour	Ear protection	EN number	Face protection
FUNCTION SERIES					
FUNCTION BASIC Helmet set	0000 888 0810	●	SNR 24 (H:27; M:22; L:15)	352, 397, 1731	Nylon mesh, long service life
FUNCTION UNIVERSAL Helmet set	0000 888 0809	●	SNR 26 (H:31; M:23; L:16)	352, 397, 1731	Nylon mesh, long service life
DYNAMIC SERIES					
DYNAMIC ERGO Helmet set	0000 888 0808	●	SNR 28 (H:34; M:25; L:18)	352, 397, 1731	Nylon mesh, long service life
DYNAMIC X-ERGO Helmet set	0000 888 0807	●	SNR 30 (H:35; M:27; L:20)	352, 397, 1731	Metal mesh, high light transmission
ADVANCE SERIES					
ADVANCE VENT Helmet set	0000 888 0801	●	SNR 27 (H:30; M:25; L:18)	352, 397, 1731	Metal mesh, high light transmission
ADVANCE X-VENT Helmet set	0000 888 0802	●	SNR 29 (H:34; M:27; L:19)	352, 397, 1731	Spring steel mesh, very high light transmission
ADVANCE X-VENT BLUETOOTH® Helmet set	0000 888 0806	●	SNR 27 (H:31; M:23; L:18)	352, 397, 1731	Spring steel mesh, very high light transmission
ADVANCE X-CLIMB Helmet set	0000 888 0812	●	SNR 28 (H:35; M:26; L:16)	12492, 397, 352, 1731	Nylon mesh, long service life
ADVANCE X-CLIMB ME Helmet set	NEW 0000 888 0814	●	SNR 28 (H:35; M:26; L:16)	12492, 397, 352, 1731	Spring steel mesh, very high light transmission
ADVANCE X-CLIMB Helmet without visor or ear protection	0000 889 9045	●	-	12492, 397	-

- Fitted as standard
- Optional
- Not available
- + Normal
- ++ Good
- +++ Very good

- ① Explanation of quality marks on page 483
- ② Available as an accessory (not included in helmet set).
More information is available from page 405

- Ⓢ The adapter for the Bluetooth® ear defenders set (0000 889 8013) is required for use with the ADVANCE X-Climb, see page 405



ADVANCE X-CLIMB

**FIND OUT MORE ABOUT THE
ADVANCE X-CLIMB HELMET**

INFORMATION **ON PAGE 402**



Helmet shell	Inner fittings	Bluetooth®	Adjustable ratchet	Ventilation	Balance	Sweatband	Quality mark	Light transmission	Rain gutter	Functionality	Internal rain protection attachment	Integrated safety glasses	Visor extension	Chin strap	Bluetooth® ear defenders set	ADVANCE ProCOM ear defenders set
ACCESSORIES®																
HDPE	6-point	-	-	Slits	+	Functional textile	-	61 %	●	+	○	-	-	-	-	-
ABS	4-point	○	-	Slits	+	Synthetic leather	●	59 %	-	++	○	-	-	-	-	○
ACCESSORIES®																
ABS	6-point	-	●	Slits, adjustable	++	Functional material	●	48 %	-	++	○	-	-	○	-	-
ABS	6-point	-	●	Slits, adjustable	++	Functional material	●	60 %	-	+++	○	○	-	○	-	-
ACCESSORIES®																
ABS	6-point	○	●	Slits	+++	Functional material	●	65 - 70 %	-	+++	○	○	○	○	○	-
ABS	6-point	○	●	Slits	+++	Functional material	●	75 - 80 %	-	+++	○	○	○	○	○	-
ABS	6-point	●	●	Slits	+++	Functional material	-	75 - 80 %	-	+++	○	○	○	○	●	-
ABS	6-point	○	●	Slits	+++	Synthetic leather	●	55 %	-	+++	○	-	-	●	○ ³	○
ABS	6-point	○	●	Slits	+++	Synthetic leather	●	65 - 70 %	-	+++	○	-	-	●	○ ³	○
ABS	6-point	○	●	Slits	+++	Synthetic leather	-	-	-	+++	○	-	-	●	○ ³	○

ADVANCE X-CLIMB

UNIVERSAL CLIMBING HELMET FOR USE IN TREES AND ON THE GROUND

The ADVANCE X-Climb climbing helmet impresses with outstanding user comfort, great balance and visibility and a high level of noise protection. The helmet meets the EN 391 and EN 12492 standards, making it suitable for universal working in trees and on the ground. The ADVANCE X-Climb is available in two variants – as a helmet set and as a helmet without attachments.



SMART COMBINATION!



ADVANCE X-CLIMB



BLUETOOTH® EAR DEFENDERS SET



ADVANCE PROCOM EAR DEFENDERS SET



USE SMARTPHONE FUNCTIONS - WITH THE BLUETOOTH® EAR DEFENDERS SET[ⓐ]

Connect the Bluetooth® ear defenders to your smartphone to listen to music as you work, or make phone calls using the 3-button controls without needing to take the device out of your pocket.



COMMUNICATE COMFORTABLY AND EFFICIENTLY - WITH THE ADVANCE PROCOM EAR DEFENDERS SET

The ADVANCE ProCOM communication solution allows up to 16 people to be connected within a network via their ear defenders, ensuring that every user is in contact with every other user within a distance of up to 600 m. When connected to your smartphone via Bluetooth®, the ear defenders can be used to conduct telephone calls or use voice assistance without needing to remove your device from your pocket.

[ⓐ] The adapter for the Bluetooth® ear defenders set (0000 889 8013) is required for use with the ADVANCE X-Climb, see page 405

[ⓑ] Explanation of symbols on page 350





ACCESSORIES FOR HELMET SETS

NEW

ADVANCE PROCOM EAR DEFENDERS SET

SMART, EFFICIENT AND
COMFORTABLE COMMUNICATION



ADVANCE ProCOM acts as both ear protection and an innovative communication solution, tailored specifically to the needs of professionals working in the areas of forestry and tree maintenance. The technology allows up to 16 people to be connected within a network, enabling users to stay in direct contact across distances of up to 600 m. Each headset also acts as a signal repeater, meaning that wider areas can be covered by larger teams. Especially when working on challenging tasks, ADVANCE ProCOM facilitates clear, pleasant communication thanks to its good speech quality and also ensures particularly simple, convenient use with its large, ergonomic buttons. Filtering can be used to dampen noise from machinery, allowing you to enjoy extremely high levels of sound insulation and noise protection. The Bluetooth® connection enables you to use a large number of smartphone functions without needing to take your device out of your pocket. Bluetooth® can also be used to integrate traditional wireless devices into communication via ADVANCE ProCOM so that users without ear protection can also be included in communication as required. The integrated FM radio also provides entertainment as you work. Also available as ADVANCE ProCOM ear protectors.

EN 352, SNR 31 (H:36; M:29; L:21)©

Order number

0000 889 8011



BLUETOOTH® EAR DEFENDERS SET



With Bluetooth® connection to allow you to enjoy smartphone functions such as calls and music without needing to take your device out of your pocket. Suitable for the ADVANCE series helmet sets. The adapter for the Bluetooth® ear defenders set is required for use with the ADVANCE X-Climb helmet set.

EN 352, SNR 29 (H: 33; M: 26; L: 18)

Order number **0000 889 9043**



ADAPTER FOR BLUETOOTH® EAR DEFENDERS SET

For securing a metal visor and the Bluetooth® ear defenders to the ADVANCE X-Climb helmet set.

Order number **0000 889 8013**



VISOR EXTENSION

To protect the throat area against pieces of flying debris, e.g. wood chips. Suitable for the ADVANCE series helmet sets.

Order number **0000 889 8008**



CHIN STRAP

For fastening the helmet set securely on the head. Prevents helmet slippage when bending down or working in areas of dense growth. For ADVANCE series helmet sets.

Order number **0000 889 8007**



INTERNAL RAIN PROTECTION ATTACHMENT

Reliably prevents the ingress of rain, snow or small pieces of dirt from above.

For the FUNCTION Basic helmet set

Order number **0000 889 8004**

For FUNCTION Universal and ADVANCE X-Climb helmet sets

Order number **0000 884 0435**

For DYNAMIC series helmet sets

Order number **0000 889 8009**

For ADVANCE Vent, X-Vent and X-Vent Bluetooth® helmet sets

Order number **0000 889 8006**







INTEGRATED SAFETY GLASSES

All models of DYNAMIC LightPlus safety glasses are compatible with the DYNAMIC X-Ergo helmet set (see page 406). Suitable for the ADVANCE Vent and ADVANCE X-Vent series helmet sets.




Order number **0000 894 9402**



SAFETY GLASSES

	Order number	Glass colour	Application	Safety requirements	Ballistic protection class	Adjustable frame / arms	Side protection	Scratch-resistant	Non-fogging	Rotatable glass	100% UV protection
FUNCTION SERIES											
FUNCTION LIGHT 	0000 884 0360	● High contrast enhancement									
	0000 884 0362	● Ideal in bright sunlight		EN 166	F (45 m/s)	-	●	●	-	-	●
	0000 884 0361	○ Ideal in low-light situations									
NEW FUNCTION SLIM											
	0000 884 0378	● Ideal in bright sunlight									
	0000 884 0377	○ Ideal in low-light situations		EN 166	F (45 m/s)	-	●	●	-	-	●
DYNAMIC SERIES											
DYNAMIC CONTRAST 	0000 884 0363	● Very high contrast enhancement									
	0000 884 0364	● High contrast enhancement									
	0000 884 0365	● Ideal in bright sunlight		EN 166	F (45 m/s)	-	●	●	●	-	●
	0000 884 0366	○ Ideal in low-light situations									
DYNAMIC SERIES											
DYNAMIC LIGHT PLUS 	0000 884 0372	● Very high contrast enhancement									
	0000 884 0371	● Ideal in bright sunlight		EN 166	F (45 m/s)	-	●	●	●	-	●
	0000 884 0370	○ Ideal in low-light situations									

● Fitted as standard
- Not available

	Order number	Glass colour	Application	Safety requirements	Ballistic protection class	Adjustable frame / arms	Side protection	Scratch-resistant	Non-fogging	Rotatable glass	100% UV protection
ADVANCE SERIES											
	0000 884 0373	● High contrast enhancement									
	0000 884 0374	● Ideal in bright sunlight		EN 166	F (45 m/s)	-	●	●	●	-	●
	0000 884 0375	○ Ideal in low-light situations									
	0000 884 0345	● Ideal for use with 2-in-1 laser									
SAFETY GLASSES FOR GLASSES WEARERS											
SUPER OTG											
	0000 884 0358	○ For general use, ideal in low-light situations		EN 166	F (45 m/s)	-	●	●	●	-	●
ULTRASONIC											
	0000 884 0359	○ Emergency services saw, cut-off machine, ideal in low-light or dusty situations		EN 166	B (120 m/s)	●	●	●	●	-	●








NEW FUNCTION SLIM







VERSATILE SAFETY GLASSES FOR A WIDE RANGE OF APPLICATIONS

Our new FUNCTION SLIM safety glasses can be used for all types of work where eye protection is required but also in the area of leisure, e.g. when playing sports. They are characterised in particular by a lightweight design and high level of user comfort. With their subtle curve, the extra-slim flexible arms prevent pressure on the ear and allow the glasses to be worn under ear defenders. The curved lenses ensure a wider area of protection. FUNCTION SLIM safety glasses are available in transparent and tinted design variants.



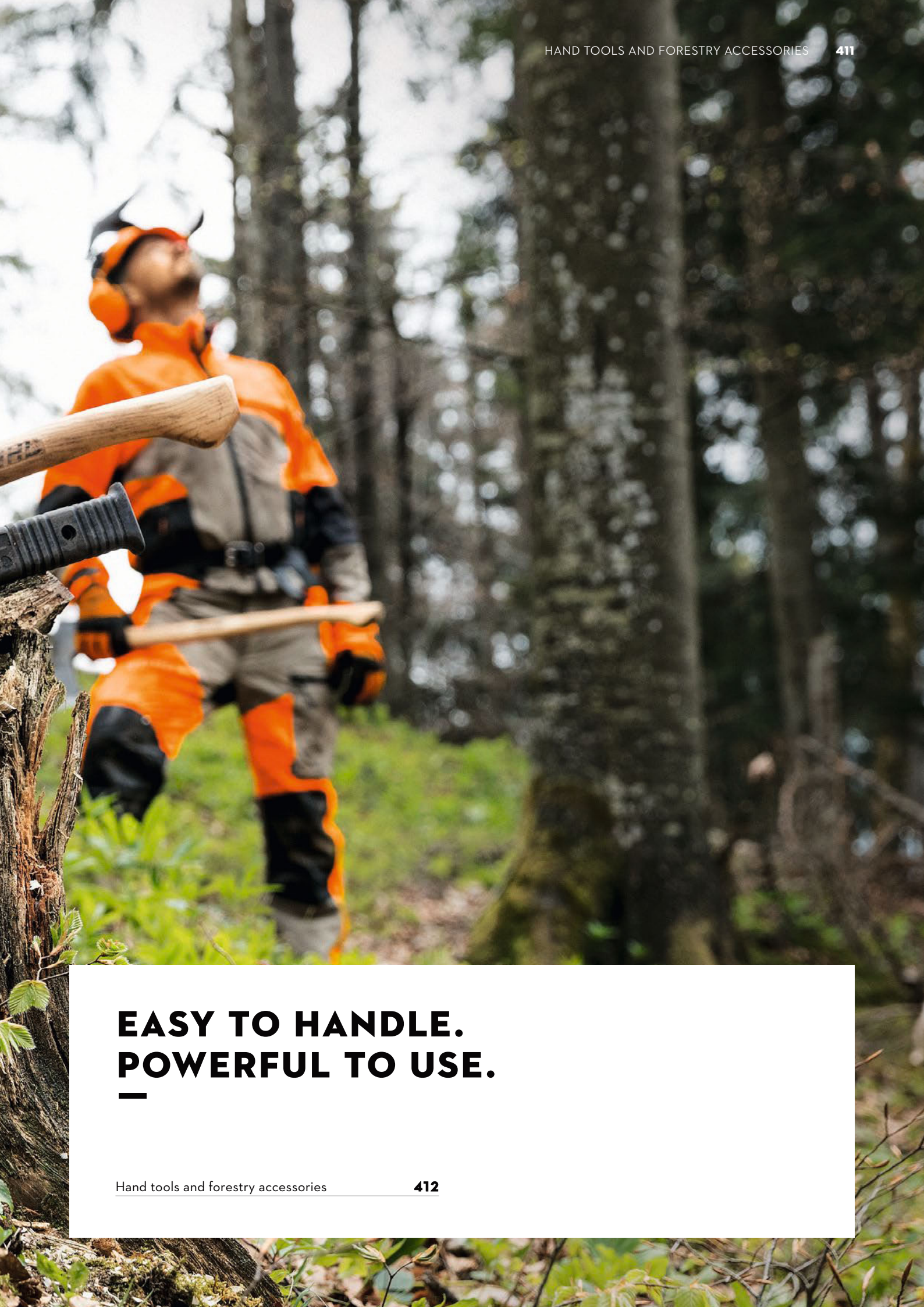
WORK GLOVES

	Sizes	Order number	Material	Standard	Performance levels according to EN 388: abrasion / cut / tear / perforation / ISO cut	Fit / cut	Sensitivity	Durability	Low temperature protection	Cuff	Special features
FUNCTION SERIES											
PROTECTIVE GLOVES											
FUNCTION SENSOTOUCH											
	M=9 L=10 XL=11	0088 611 1509 0088 611 1510 0088 611 1511	Knitted with nitrile dipping	EN 388 EN 420	4/1/2/1/X	+++	+++	+	-	Elastic	Suitable for operating smartphones or tablets
FUNCTION UNIVERSAL											
	Universal size	0088 611 1410	Cowskin leather / canvas back	EN 388 EN 420	2/1/3/3/X	+	+	++	-	Open cuff	Long cuff
DUOGRIP FUNCTION											
	S=8 M=9 L=10 XL=11	0088 611 1008 0088 611 1009 0088 611 1010 0088 611 1011	Knit with latex dipping	EN 388 EN 420	1/2/2/2/X	++	+	+++	++	Elastic	Good (wet) grip, good water protection
COLD PROTECTION GLOVES											
THERMOGRIP FUNCTION											
	S=8 M=9 L=10 XL=11	0088 611 1208 0088 611 1209 0088 611 1210 0088 611 1211	Knit with latex dipping	EN 388 EN 420 EN 511	2/2/3/2/X	++	+	+++	+++	Elastic	Good (wet) grip, good water protection
CUT PROTECTION GLOVES											
PROTECT MS FUNCTION											
	S=8 M=9 L=10 XL=11	0088 610 0408 0088 610 0409 0088 610 0410 0088 610 0411	Cowskin leather / textile back	EN 388 EN 420 EN ISO 11393	2/1/3/1/X	+	+	+++	++	Elastic	Cut protection class 0
DYNAMIC SERIES											
PROTECTIVE GLOVES											
DYNAMIC DURO											
	S=8 M=9 L=10 XL=11	0088 611 1308 0088 611 1309 0088 611 1310 0088 611 1311	Cowskin leather	EN 388 EN 420	2/1/3/2/X	++	+	+++	-	Open cuff	All-round leather
DYNAMIC SEN-SOLIGHT											
	S=8 M=9 L=10 XL=11	0088 611 0808 0088 611 0809 0088 611 0810 0088 611 0811	Sheepskin leather / textile back	EN 388 EN 420	1/1/1/2/X	++	+++	++	-	Elasticated, Velcro	Lightweight, reflective strips

	Sizes	Order number	Material	Standard	Performance levels according to EN 388: abrasion/cut/tear/perforation/ISO cut	Fit/cut	Sensitivity	Durability	Low temperature protection	Cuff	Special features
DYNAMIC SERIES											
PROTECTIVE GLOVES											
DYNAMIC VENT											
	S=8 M=9 L=10 XL=11	0088 611 1708 0088 611 1709 0088 611 1710 0088 611 1711	Synthetic leather/textile back	EN 388 EN 420	2/1/2/1/X	++	++	-	-	Elasticated, Velcro	Light, breathable
COLD PROTECTION GLOVES											
DYNAMIC THERMOVENT											
	S=8 M=9 L=10 XL=11	0088 611 0508 0088 611 0509 0088 611 0510 0088 611 0511	Goatskin leather/textile back	EN 388 EN 420 EN 511	3/1/1/1/X	+++	+++	++	++	Elastic	Breathable
CUT PROTECTION GLOVES											
DYNAMIC PROTECT MS											
	S=8 M=9 L=10 XL=11 XXL=12	0088 610 0308 0088 610 0309 0088 610 0310 0088 610 0311 0088 610 0312	Cowskin leather/textile back	EN 388 EN 420 EN ISO 11393	3/1/2/2/X	++	++	+++	++	Elastic	Cut protection class 1
ADVANCE SERIES											
PROTECTIVE GLOVES											
ADVANCE DURO											
	M=9 L=10 XL=11	0088 611 0609 0088 611 0610 0088 611 0611	Cowskin leather/textile back	EN 388 EN 420	3/1/3/3/X	++	++	+++	+	Elastic	Pulse protection
ADVANCE ERGO											
	M=9 L=10 XL=11	0088 611 0409 0088 611 0410 0088 611 0411	Goatskin leather/textile back	EN 388 EN 420	3/0/1/1/X	+++	+++	++	-	Elasticated, Velcro	Reflective strips
ADVANCE ERGO MS											
	S=8 M=9 L=10 XL=11	0088 611 1608 0088 611 1609 0088 611 1610 0088 611 1611	Cowskin leather/textile back	EN 388 EN 420	2/1/3/1/X	+++	+++	++	-	Elasticated, Velcro	Breathable, reflective strips







**EASY TO HANDLE.
POWERFUL TO USE.**
—



GTA 26
10.8 V • 1.2 kg^①

Cordless garden pruner with a wide range of uses. For pruning trees and shrubs, cutting up garden waste, and building with wood. With a 1/4" PM3 saw chain for high cutting power and performance. Non-slip control handle for outstanding ergonomics. Tool-free chain replacement and flexible protective hood for safe work, with charge-level indicator. The GTA 26 is available in a set or as an individual tool.

Included in the set:

- 1 × AS 2 lithium-ion battery, 28 Wh, 10.8 V
- 1 × AL 1 standard charger
- 1 × Light guide bar, 10 cm
- 1 × 1/4" PM3 saw chain, 10 cm
- 1 × Multioil Bio, 50 ml
- 1 × black/orange carry bag with eyelets for wall mounting

GTA 26 power tool only excluding battery, charger and carry bag, including Multioil Bio, 50 ml

Bar length **10 cm**
Order number **GA01 011 6900**

GTA 26 set with AS 2 and AL 1

Bar length **10 cm**
Order number **GA01 011 6910**



HOLSTER FOR GTA 26

Enables you to carry the GTA 26 on your belt for quick access to the tool when working. The adjustable leg strap secures the holster on your thigh for more comfortable wear. The additional flap holds the GTA 26 securely in the holster.



Order number **GA01 490 1700**



PAGE **359**

MULTIOIL BIO



Eco-friendly multi-functional oil with a diverse range of uses, for example as lubricant for the GTA 26. Available in 50 ml and 150 ml sizes.



FIND THE AS 2 BATTERY









ON PAGE 23

	Order number	Rated voltage (V)	Weight (kg)	Sound pressure level ^② (dB(A))	Sound power level ^③ (dB(A))	Vibration level, left/right ^④ (m/s ²)
CORDLESS GARDEN PRUNER						
GTA 26	GA01 011 6900	10.8	1.2 ^①	77.0	86.0	2.9 / 2.8
GTA 26 set with AS 2 + AL 1	GA01 011 6910	10.8	1.45 ^①	77.0	86.0	2.9 / 2.8

① Weight excluding battery, but including cutting attachment

② K-factor according to Directive 2006/42/EC = 2.0 dB(A)
③ K-factor according to Directive 2006/42/EC = 2.0 m/s²

④ Weight including battery and cutting attachment, but excluding charger
⑤ Explanation of symbols on page 472







	Order number	Length (cm)	Weight (g)	Branch diameter up to (mm)	Viticulture [Ⓞ]	Orchards [Ⓞ]	Horticulture [Ⓞ]	Garden and park maintenance [Ⓞ]	Equipment
BYPASS SECATEURS[Ⓞ]									
PG 10									
	0000 881 3604	22	230	20	+	+	++	+	Wire-cutting notch, single-hand clasp
PG 20									
	0000 881 3637	22	240	25	++	++	++	+++	Wire-cutting notch, single-hand clasp
PG 30									
	0000 881 3638	22	255	25	+++	+++	++	+++	Wire-cutting notch, single-hand clasp, sap groove
FELCO F 6									
	0000 881 8501	20	210	20	+++	++	+++	++	Wire-cutting notch, single-hand clasp, sap groove
FELCO F 8 FELCO F 9 (for left-handed users)									
	0000 881 8503 0000 881 8504	21	245	25	+++	+++	++	+++	Wire-cutting notch, single-hand clasp, sap groove
FELCO F 2									
	0000 881 8500	22	240	25	++	++	++	+++	Wire-cutting notch, single-hand clasp, sap groove
FELCO F 7									
	0000 881 8502	21	290	25	+++	+++	++	+++	Wire-cutting notch, single-hand clasp, sap groove, revolving handle
ANVIL SECATEURS[Ⓞ]									
PG 25									
	0000 881 3639	20	260	15	+	+++	+	++	Single-hand clasp

+ Suitable
++ Very suitable
+++ Extremely suitable

Ⓞ For additional information on bypass and anvil cutting, see page 478
Ⓜ Cutting work on vines
Ⓟ Pruning, rejuvenating and harvesting cuts

Ⓞ Cutting and rejuvenating work (plants and flowers)
Ⓜ Cutting and rejuvenating work (shrubs and hedges)
Ⓟ Explanation of quality marks on page 483



	Order number	Length (cm)	Weight (g)	Branch diameter up to (mm)	Viticulture ^④	Orchards ^⑤	Horticulture ^⑥	Garden and park maintenance ^⑥	Equipment
BYPASS PRUNING SHEARS^①									
PB 10 	0000 881 3669	60	1,000	35	+++	+++	++	++	Full-to-cut cutting head, damper to protect the joints, holding grooves on the anvil
PB 11 	0000 881 3670	75	1,150	35	+++	+++	++	++	Full-to-cut cutting head, damper to protect the joints, holding grooves on the anvil
PB 20 	0000 881 3664	80	1,125	42	++	++	++	++	Full-to-cut cutting head, damper to protect the joints
PB 30 	0000 881 6500	83	1,695	50	+++	+++	++	+++	Full-to-cut cutting head, damper to protect the joints, holding grooves on the anvil
ANVIL PRUNING SHEARS^①									
PB 25 	0000 881 3653	80	1,245	40	-	++	-	++	Low-impact damper
PB 35 	0000 881 3665	80	1,460	48	-	+++	-	+++	Low-impact damper

+ Suitable
++ Very suitable

+++ Extremely suitable
- Not suitable

① For additional information on bypass and anvil cutting, see page 478
② Cutting work on vines
③ Pruning, rejuvenating and harvesting cuts

④ Cutting and rejuvenating work (plants and flowers)
⑤ Cutting and rejuvenating work (shrubs and hedges)
⑥ Explanation of quality marks on page 483

HOLSTER

For STIHL PG 10, PG 20, PG 30 and PG 25 secateurs. Extremely hard-wearing cowskin, black.



Order number **0000 881 3644**

PH 10 HEDGE SHEARS

54 cm, 1,050 g. For soft to very tough hedges and shrubs. Specially coated and corrosion-resistant serrated blades with sap grooves, tool-free adjustment of the blade connection, beechwood handle, impact absorber.



Order number **0000 881 3671**

SHARPENING STONE AND WHETSTONE

For pruning shears, secateurs and hedge trimmers as well as precision grinding of bush hooks, debarking irons and axes. Two-sided with coarse and fine grain, for use with oil or water.



Order number **0000 881 6001**

3-IN-1 SHARPENING TOOL

Can be used for pruning shears and secateurs, axes and hatchets, as well as blades and household shears. Ergonomic design for ease of use and a professional sharpening result. Not suitable for ASA 65.



Order number **0000 881 9801**

PR 40 CT TELESCOPIC SAW



40 cm, approx. 520 g. Professional saw for use with telescopic shaft, with hard chrome-plated carbon steel that always stays sharp, high-performance cutting edge with clearing slots to prevent jamming. Bark cutter prevents tearing of bark, the hook keeps the saw in the cut. With cover for safe storage.



Order number **0000 881 4141**

TELESCOPIC SHAFT FOR PR 40 CT



184–456 cm. High-strength, oval-shaped aluminium rod with clamp lever and lock for infinitely variable length adjustment. Heavy load position. Long rubber insulation on handle for a secure grip.



Order number **0000 881 4113**

PR 38 CT TELESCOPIC SAW



40 cm, approx. 400 g. High-quality pruning saw. Hard chrome-plated saw blade with clearing slots, hooks, bark cutter.



Order number **0000 881 3672**

TELESCOPIC SHAFT FOR PR 38 CT



175–320 cm, infinitely variable adjustment. For cutting at heights up to 5 m. Two-part, sturdy aluminium tube Ø 30 mm / 27 mm. Extremely robust, easy-to-tighten clamping fixture made of steel, rubberised grips.



Order number **0000 881 6101**



PRUNING SAWS

For quick and precise sawing. Three-sided Japanese tothing, impulse hardened, chrome-plated steel, conical blade shape, ergonomic soft handle, corrosion-resistant, with holster that can be attached on either side for use by both left- and right-handed users.

With straight saw blade for all-purpose use in horticulture and landscaping.



PR 24, 24 cm saw blade, 305 g, branch Ø up to 100 mm
Order number **0000 881 8701**

PR 33, 33 cm saw blade, 370 g, branch Ø up to 150 mm
Order number **0000 881 8702**

With a curved saw blade for pressure-free sawing, including in tree maintenance work.



PR 27 C, 27 cm saw blade, 358 g, branch Ø up to 120 mm
Order number **0000 881 8703**

PR 33 C, 33 cm saw blade, 391 g, branch Ø up to 150 mm
Order number **0000 881 8704**



Made from tempered anti-corrosion carbon steel for very quick sawing, with smooth cut surfaces. Clustered teeth with clearing slots, curved beech handle.



PR 32 CW, 32 cm saw blade, 230 g, branch Ø up to 150 mm
Order number **0000 881 4111**

PR 16 FOLDING SAW

For quick and precise sawing. Three-sided Japanese tothing, impulse hardened, chrome-plated steel, conical blade shape, ergonomic soft handle, folding saw blade, corrosion-resistant.



16 cm saw blade, 160 g, branch Ø up to 65 mm
Order number **0000 881 8700**

PLASTIC FELLING AND CUTTING WEDGES



Impact-resistant even at low temperatures. Polyamide, textured surface prevents the wedge from slipping out, in three lengths for medium and thick wood, enlarged wedge angle.

19 cm
Order number **0000 881 2212**

23 cm
Order number **0000 881 2213**

25 cm
Order number **0000 881 2214**

ALUMINIUM FELLING AND CLEAVING WEDGES



With narrow blades to effectively penetrate wood. Three versions for small, medium and large trunk diameters, serrated edge, milled groove, smooth wedge side for easy positioning of a second wedge in the felling cut, high-quality aluminium alloy.

22 cm, 600 g
Order number **0000 881 2222**

24 cm, 800 g
Order number **0000 881 2223**

26 cm, 1,000 g
Order number **0000 881 2224**

ALUMINIUM FELLING WEDGE

With tothing for an optimum grip on the wood.



12 x 4 cm, 190 g
Order number **0000 881 2201**

ALUMINIUM CHAINSAW WEDGE



Forged, with wood and ring.



980 g
Order number **0000 890 9200**

ALUMINIUM TWISTED SPLITTING WEDGE



Highly effective splitting action due to twist. Milled groove and retaining teeth for particularly good grip on frozen wood, forged for excellent stability combined with a very low weight, round striking surface.

22 cm, 920 g

Order number **0000 881 2221**



HAND HOOKAROON



For picking up and stacking firewood, small logs, and wood slices. Ash handle, German design.

35 cm, 500 g

Order number **0000 881 2800**



ALUMINIUM HOOKAROON



Enables ergonomic movement that's easy on your back when tackling small tree trunks and pieces of wood. High-quality aluminium alloy with a plastic handle. Additional hook at the end of the handle ensures a good grip.

70 cm, 580 g

Order number **0000 881 2805**



SWISS BUSH HOOK

Suitable for managing young growth and clearing low growth. Forged high-quality steel, with genuine leather handle.

Total length 44 cm, blade length 32 cm, 650 g

Order number **0000 881 3400**



FELLING LEVERS



For tipping the tree over the felling hinge in the intended direction. With a cant hook for turning logs. Made from a special steel alloy.

76 cm, approx. 1,800 g

Order number **0000 881 2701**

130 cm, approx. 3,400 g

Order number **0000 881 2700**

FP 10 PULP HOOK



For lifting, transporting and piling up plywood. Comfort handle.

Order number **0000 881 4401**



FZ 10 DRAG HOOK



For dragging logs, with a ground tip for hooking into logs more easily. High-quality, hardened steel, comfort handle.

Order number **0000 881 2907**



FP 20 HAND LIFTING TONGS



For moving wood, with an angled comfort handle. Hardened tips.

Opens to 20 cm

















Order number **0000 881 3005**



**APPROPRIATE ACCESSORIES
SUCH AS SHARPENING SETS AND
FILES FOR SAW CHAINS**

SEE FROM **PAGE 112**



	Order number	Length (cm)	Head weight (g)	Axe handle material	Delimiting	Felling with an axe	Lighter/mid-range cleaving (kindling, 30 cm long, diameter up to 30 cm)	Mid-range/heavier cleaving (35 cm long, Ø up to 50 cm)	Cleaving metre-length logs and heavy wood (with cleaving wedges if necessary)	Felling with a wedge (aluminium or plastic)
CLASSIC										
AX 6 FORESTRY HATCHET										
	0000 881 1969	40	600	Ash	+	-	+	-	-	-
AX 10 FORESTRY AXE										
	0000 881 1971	60	1,000	Ash	++	+	+	-	-	+
FORESTRY AXE AX 16 S 										
	0000 881 1957	70	1,550 ^①	Hickory	++	++	++	+	-	+
CLEAVING AXES										
Optimum cleaving results with minimum effort thanks to wedge-shaped head.										
AX 13 C CLEAVING HATCHET 										
	0000 881 1914	50	1,250 ^②	Ash	+	-	++	-	-	+
AX 28 CS CLEAVING AXE										
	0000 881 2014	80	2,800 ^①	Hickory	+	-	+++	+++	-	+
CLEAVING HAMMERS										
Forged hammerhead with reversible tip. Extra large striking surface for safer handling when driving in aluminium and plastic wedges.										
AX 30 C CLEAVING HAMMER										
	0000 881 2009	85	3,000	Ash	-	-	++	+++	+++	++
AX 33 CS CLEAVING HAMMER 										
	0000 881 2011	90	3,300 ^①	Hickory	-	-	++	+++	+++	+++
LIGHT										
AX 6 P FORESTRY HATCHET 										
	0000 881 6801	37	640	Polyamide	++	-	+	-	-	-
AX 15 P FORESTRY AXE 										
	0000 881 6701	73	1,450	Polyamide	++	++	++	+	-	-
AX 20 PC CLEAVING AXE 										
	0000 881 6602	75	1,950	Polyamide	-	+	+++	-	-	+

+ Suitable +++ Extremely suitable
 ++ Very suitable - Not recommended

① Includes 300 g impact protection sleeve
 ② A retrofittable replacement handle kit with impact protection sleeve is available for these hand tools - contact your STIHL dealer

③ With nail puller
 ④ Explanation of quality marks on page 483

FOREST TAPE MEASURES



Automatically self-retracting, metal casing.



Length **15 m**
Order number **0000 881 0800**

Length **20 m**
Order number **0000 881 0804**

Length **25 m**
Order number **0000 881 0801**



LIGHT METAL TREE CALLIPERS



For measuring the diameter of logs.

Robust design, calibrated.

Measuring length **60 cm**
Order number **0000 881 0917**



LEATHER TOOL BELT

Extremely hard-wearing, long-lasting, cowskin leather with approx. thickness of 3 mm. Double prong buckle.

Width **4 cm** Length **125 cm**
Colour Order number
● **0000 881 0602**
● **0000 881 0600**

ECO MARKER SPRAYS



High-quality, frost-resistant and environmentally-friendly long-lasting marking colour with an intensive, luminous pigment and opacity. The adhesive agent is 100% biodegradable, permanently visible even on damp or frozen surfaces, practically odourless and extremely effective.

Spray can, 500 ml

Colour	Order number
●	0000 881 1787
●	0000 881 1789
●	0000 881 1790
●	0000 881 1791
●	0000 881 1792
○	0000 881 1793
●	0000 881 7004



PRO MARKER

Marking chalk for dry and wet wood. Strong pigmentation, weather- and light-resistant, highly break-resistant.

Length 12 cm, 12 units per pack

Colour	Order number
●	0000 881 1500
●	0000 881 1501
●	0000 881 1502
●	0000 881 1503
●	0000 881 1504



CHALK HOLDER



Highly visible colour. Metal chalk clamp, impact-resistant and very sturdy plastic housing (ABS), for 11-12 mm diameter chinks.

Order number **0000 881 1602**





STIHL COLLECTION

CLOTHING

Jackets	422
Pullovers	427
Shirts/blouses	430
T-shirts	431
Trousers	436

ACCESSOIRES

Socks and pool sliders	437
Multi-functional snoods	438
Caps, beanies and hats	439
Gloves and belts	445
Bags and backpacks	446
Jewellery and watches	447
Home and garden	448
Toys and accessories for babies and children	458

STIHL TIMBERSPORTS®

CLOTHING	462
ACCESSORIES	467

STIHL COLLECTION

Our products are for world explorers and homebodies; for modern lovers of nostalgia; for urban trendsetters – for STIHL fans. They are robust and straightforward, combining modern tailoring with rugged materials or impressively refined material blends. As diverse as our products are, they all have one thing in common: a clear commitment to the STIHL brand.



JACKETS



NEW
**»ICON«
DOWN JACKET
MEN**

100 % polyester

The fully-stitched, light down between-seasons jacket has an orange inner lining and slit pockets with concealed zips. On the sleeve it has a badge featuring the classic STIHL chainsaw. The down jacket can be compressed to a pack size of 25 cm x 12 cm (diameter) in the matching bag.

Olive green

Sizes **S - XXL**
Order number **0421 100 10..**



NEW
**»ICON PLUSH«
FLEECE JACKET
MEN**

100 % polyester

Thermal fleece jacket in a combination of dark olive and black with stand-up collar. The zip pockets offer ample space for everything the wearer could need. The absolute highlight of this jacket is the small plush chainsaw badge on the chest.

Dark olive / black

Sizes **S - XXL**
Order number **0421 100 08..**



NEW
RAINCOAT
MEN

100 % polyester

You know what they say: there's no such thing as bad weather – just the wrong clothing. This raincoat, with a water column of 5,000 mm, is always the right choice for rain. The details: Blue graphite plus orange, stand-up collar and hood, hip pockets, glued seams, TPU membrane and chainsaw badge on the arm.

Graphite blue / orange

Sizes **S-XXL**
Order number **0421 100 11..**



»ICON PULLOVER«
JACKET
MEN

73% cotton, 27% polyamide;
lining: 100% polyester

Outdoor pull-over jacket with half-length zip and two practical side pockets. Two-tone design with contrasting coloured hood including drawstring, in stylish blue and beige. Cork badge on the back and embroidered chainsaw icon on the front.

Blue / beige

Sizes **S-XXL**
Order number **0420 610 11..**



NEW
JACKET
»CAMOUFLAGE
PULLOVER«
MEN

100 % polyester

This extremely lightweight pullover jacket in an exclusive STIHL camouflage pattern is unlined. The hem width can be regulated by pulling the integrated drawstring. The wide-opening button and zip panel makes it easier to pull on the jacket. Small Established badge featuring chainsaw on the front and two zip pockets on the sides.

Grey / orange

Sizes **S-XXL**
Order number **0421 100 09..**



NEW
»WORKER«
SHIRT JACKET
MEN

100 % cotton

Modern jacket interpretation of a classic work shirt. Exterior made from hard-wearing cotton in elm wood colour and interior in classic black-and-red lumberjack checked lightweight polyester. The chainsaw badge on the chest pocket rounds off the overall look.

Brown

Sizes **S-XXL**
Order number **0421 100 07..**

i **HOW TO PLACE AN ORDER:**

1. Choose your item of clothing.
2. Complete the order number (..) with your size. Please use the following two-digit numbers for this:

Men: S = **..48** / M = **..52** / L = **..56** / XL = **..60** / XXL = **..64**

Women: XS = **..34** / S = **..38** / M = **..42** / L = **..46** / XL = **..50**

Unisex: XS = **..44** / S = **..48** / M = **..52** / L = **..56** / XL = **..60** / XXL = **..64**





»LOGO CIRCLE« SOFT-SHELL JACKET MEN

96 % polyester, 4 % elastane

Functional warmth! Our black softshell jacket is an all-year-round companion. The grey stepped shoulder section, orange accents on the hood and side pockets, and the STIHL ElastoStart zipper are carefully selected details that make this jacket something special.

Black / grey

Sizes **S-XXL**
Order number **0420 910 01..**



»LOGO CIRCLE« WINDCHEATER MEN

100 % polyester

Sporty bomber-jacket-style windcheater with hood and high-quality printed STIHL woven badge in orange on the chest. Contrasting mesh lining in orange. Cuffs elasticated at the seam and on the sleeves for a comfortable fit, zip pockets on the sides.

Black / orange

Sizes **S-XXL**
Order number **0420 910 03..**



NEW »UTILITY« JACKET MEN

65 % polyester, 35 % cotton

This new take on a classic work jacket not only offers endless freedom to move, but also boasts ample space for all your odds and ends thanks to its large front pockets. The STIHL lettering on the back and the small chainsaw icon adorning the front appear in reflective black. With metal rings above the pockets and metal zip pull with STIHL engraving, both in gunmetal colour.

Black

Sizes **S-XXL**
Order number **0421 100 01..**



»ICON BOMBER« JACKET MEN

100 % polyamide; lining: 100 % polyester

A cool between-seasons jacket. Satin-effect bomber jacket with ribbed cuffs at the neck, sleeves and hem. Practical side pockets and small zip pockets on the left sleeve. Metal chainsaw stud on chest, small woven label on back.

Black

Sizes **S-XXL**
Order number **0420 210 03..**



»ICON« ZIP-UP HOODIE MEN

60 % cotton, 40 % polyester

Perfect when you want an extra layer of cosiness: a comfy regular-fit sweat jacket with full zip, hood and cord. Iconic olive-coloured chainsaw badge on the chest, cork label on the back right.

Grey

Sizes **S-XXL**
Order number **0420 610 10..**



NEW
»**ICON**«
DOWN JACKET
WOMEN

100 % polyester

Perfect for cold days: red quilted jacket with down filling. With its STIHL orange lining, this jacket is sure to turn heads - even just on the hanger. If you're taking it with you on a journey, you can pack it in the matching bag. And even when unpacked, this fully-quilted jacket with covered zip pockets and chainsaw badge on the arm will not be creased. The down jacket can be compressed to a pack size of 25 cm x 11 cm (diameter) in the matching bag.

Bordeaux
Sizes **XS - XL**
Order number **0421 100 13..**



NEW
»**REVERSIBLE**«
JACKET
WOMEN

100 % polyester

Sometimes it's hard to commit to one thing. But this reversible down jacket means one less choice to make. The only question you have to answer is: which colour do you want to wear on the outside today? Orange or black? With pockets on both sides, this jacket will always be comfortable to wear. Reflective black chainsaw print on the chest and small, embossed STIHL logos on the inside lining.

Black / orange
Sizes **XS - XL**
Order number **0421 100 02..**



NEW
»**ICON PLUSH**«
FLEECE JACKET
WOMEN

100 % polyester

Fleece has long been a favourite for outdoor clothing - after all, the fabric ensures perfect thermal regulation. For women, we offer a mottled red fleece jacket with flocked chainsaw badge on the sleeve. With central zip closure and large zip pockets.

Bordeaux
Sizes **XS - XL**
Order number **0421 100 12..**





**»STIHL«
FLEECE JACKET**
UNISEX

100 % polyester

A classic design combined with tried-and-tested material: This fleece jacket made from warm, soft polyester fibre, protects against the cold whilst also offering absolute freedom to move. The STIHL logo on the chest completes the design.

Black

Sizes **XS-3XL**
Order number **0421 100 00..**

KIDS



**»PACKABLE «
RAIN JACKET**
KIDS

100 % polyamide

Casual yet practical: our green rain jacket with orange zips, elasticated cuffs and a water column of 1,000 mm. The cuffs prevent water from getting into the sleeves, while the hood, taped seams and high collar do the same at the top. And best of all, this rain jacket can be folded up very small into its own side pocket.

Green

Sizes	Order number
110 - 116	0420 410 0316
122 - 128	0420 410 0328
134 - 140	0420 410 0340
146 - 152	0420 410 0352

The last numbers (..) of the order number stand for the desired size.
More information is available on page 423.



PULLOVER

NEW
»CONTRA LIGHTNING«
SWEATSHIRT
 MEN

100% cotton

Sweater with »CONTRA LIGHTNING« embroidery on the front. Special features: White and red cuffs, cross-stitching on the collar and a patinated brass stud on the back.

Blue
 Sizes **S-XXL**
 Order number **0421 300 08..**



»TROYER CONTRA«
SWEATSHIRT
 MEN

80% cotton, 20% polyester

French terry Troyer-style sweatshirt in a traditional American college look. Classic features: Stand-up collar, long button placket, ribbed cuffs and stripe detail on the right arm. Our contra lighting design turns up in several striking details: elegant embroidery on the front, a historic label on the inside, and rear metal logo stud on the outside.

Black
 Sizes **S-XXL**
 Order number **0420 600 25..**



»ICON CORK«
SWEATSHIRT
 MEN

70% cotton, 30% recycled polyester

Light round-neck sweatshirt so you can spend warmer days looking cool, thanks to a distinctive chest pocket and ribbed cuffs. »LEGENDARY PERFORMANCE« badge made from cork on the rear.

Green
 Sizes **S-XXL**
 Order number **0420 600 38..**



»ICON« SWEATSHIRT
 MEN

100% cotton

Black sweatshirt in high-quality French terry with wide-cut shoulder seams and broad ribbed cuffs. Characterful slightly textured chainsaw print on chest, small logo label on back. For an on-trend oversized look, order one size up.

Black
 Sizes **S-XXL**
 Order number **0420 200 24..**



»SIGN« SWEATSHIRT
 MEN

67% cotton, 33% polyester

Light sweatshirt in a standard fit, with wide cuffs and striking orange flocked print on simple black. Distinctive woven label on back. The fleecy material and brushed inside makes this top very comfortable to wear.

Black
 Sizes **S-XXL**
 Order number **0420 200 23..**





»COLOURBLOCK« HOODIE MEN

100 % cotton

Versatile hooded pullover in dynamic colourblock design, made from heavy French terry. The details: regular fit, drawstring, ribbed waistband and cuffs, large logo print on front, unobtrusive woven label on the otherwise plain back.

Black/blue/white

Sizes **S-XXL**
Order number **0420 220 05..**



NEW »BLUE« HOODIE MEN

70 % cotton, 30 % polyester

The outside is black and blue, while the inside is just very comfortable. STIHL outline in dark blue on the back.

Blue/black

Sizes **S-XXL**
Order number **0421 400 05..**



NEW »UTILITY« SWEATSHIRT MEN

100 % cotton

There are some things no wardrobe should be without - and a sweatshirt is definitely one of them. The white, slightly textured STIHL logo on the chest is a wonderful eye-catcher, while the horizontal chest-level seam emphasises the shoulder section of the oversized sweater. For a regular fit, please order a size smaller.

Black

Sizes **S-XXL**
Order number **0421 300 00..**

Blue

Sizes **S-XXL**
Order number **0421 300 01..**



NEW »REFLECTIVE« HOODIE WOMEN

100 % cotton

This short, cosy hoodie with reflective silver STIHL logo on the back has wide-cut shoulder seams and a wide, overlapping neckline. A true statement piece! And of course, the kangaroo pockets are great for warming cold hands.

Black

Sizes **XS-XL**
Order number **0421 400 02..**



»LOGO« SWEATSHIRT
UNISEX

100 % cotton

Casual sweatshirt in a regular fit, with distinctive STIHL logo print on chest. Decorative cross-stitching on the rounded neckline, orange neckline binding on the interior, along with our classic label. Wide cuffs for extra-comfortable fit. Available in two logo colour versions.

Black / black		Black / white	
Sizes	XS-XXL	Sizes	XS-XXL
Order number	0420 900 15..	Order number	0420 900 16..



NEW
»ORANGE« HOODIE
UNISEX AND KIDS

100 % cotton

In the field of psychology, the colour orange is considered mood-enhancing. And you really can't be grumpy when you see this hoodie in high-visibility orange. With large logo on chest.

Orange		Orange	KIDS
Sizes	Order number	Sizes	Order number
XS - XXL	0421 400 04..	98 - 104	0421 400 0804
		110 - 116	0421 400 0816
		122 - 128	0421 400 0828
		134 - 140	0421 400 0840
		146 - 152	0421 400 0852



»COLOURBLOCK« SWEATSHIRT
UNISEX

100 % cotton

Light pullover in colourblock design for men and women, made from high-quality French terry. Slightly wider rounded neck, ribbed waistband and cuffs. Striking STIHL logo on the front, subtle logo label on the back.

White / blue / orange	
Sizes	XS - XXL
Order number	0420 200 27..



SHIRTS/BLOUSES



»WORKER« SHIRT MEN

98% cotton, 2% elastane

Typical workwear shirt in dark denim with pinstripe design. Regular straight fit. Details: full-length button placket with beautiful "Since 1926" embroidery on the interior seam, button-up chest pockets on the right and left and Heritage labels inside and outside. All buttons made from metal with an antique brass look.

Dark blue

Sizes **S - XXL**
Order number **0420 620 08..**



FLANNEL SHIRT WOMEN

100% cotton

Not just for outdoors! This plaid flannel shirt with small stand-up collar, chest pocket and a cork badge on the back will look great with your favourite jeans. Featuring denim highlights on the inner button placket and embroidered denim details on the sleeves. When the cuffs are casually turned back, the embroidered chainsaw appears. This will be a new favourite in your wardrobe!

Red/blue

Sizes **XS-XL**
Order number **0420 620 04..**

The last numbers (..) of the order number stand for the desired size. More information is available on page 423.



T-SHIRTS



NEW
»UTILITY« T-SHIRT
MEN AND KIDS

100% cotton

T-shirt with sewn-on breast pocket and high-quality slightly raised print in our chainsaw shape, logo label on back. Available in two colours.

Beige		Grey	
Sizes	S-XXL	Size	98 -104
Order number	0421 300 20..	Order number	0421 300 2504
<hr/>		<hr/>	
Grey		KIDS	
Sizes	S-XXL	Size	110 -116
Order number	0421 300 21..	Order number	0421 300 2516
<hr/>		<hr/>	
Sizes	S-XXL	Order number	0421 300 2528
Order number	0421 300 21..	Order number	0421 300 2540
<hr/>		<hr/>	
Order number	0421 300 21..	Order number	0421 300 2552



NEW
»59« T-SHIRT
MEN

100% cotton

In 1959, STIHL revolutionised forestry with the Contra, setting new standards in the area of chainsaws. That is why the year 1959 is an unforgettable one for the company and for many fans of the brand - and it is also why these t-shirts are printed with the number 59 and the words "contra lightning".

Blue		White	
Sizes	S-XXL	Sizes	S-XXL
Order number	0421 300 06..	Order number	0421 300 07..



NEW
»FOREST« T-SHIRT
MEN

100% cotton

The mist creeps over the wooded hills, enveloping the pine trees in a mystical veil - now you can take this image with you when you're on the move. This dark green t-shirt is a perfect accessory for real fans.

Green	
Sizes	S-XXL
Order number	0421 300 19..



»ICON SLUB« T-SHIRT
MEN

100% combed cotton

Short-sleeved top in a classic, casual round-neck style. Chainsaw icon on the chest, cork badge on the back. Naturally rough appearance created using special flammé yarn of irregular thickness.

Green	
Sizes	S-XXL
Order number	0420 600 33..



POLO SHIRT
»ICON GARMENT«
MEN

100% cotton

Classic relaxed-fit polo shirt in high-quality pigment-dyed piqué, with cork badge on the back and subtle vents on the sides. The woven chainsaw on the chest will certainly get attention.

Green / Blue	
Sizes	S-XXL
Order number	0420 600 34..





»HENLEY« T-SHIRT MEN

100 % cotton

Henley shirt in classic Heritage design with distinctive long button placket, finished with cross-stitching and metal buttons. Original underwear design with short sleeves and slightly wider cuff. Multiple beautiful details such as the embroidered logo on the chest and our heritage label inside as well as outside, on the back.

White

Sizes **S-XXL**
Order number **0420 600 26..**

Grey

Sizes **S-XXL**
Order number **0420 600 27..**



»ICON GARMENT« T-SHIRT MEN

100 % combed cotton

Short-sleeved top in a classic, casual round-neck style. Woven chainsaw on the chest, cork badge on the back. Garment-dyed for a gently used look.

Blue

Sizes **S-XXL**
Order number **0420 600 32..**



»CONTRA LIGHTNING« T-SHIRT MEN

100 % cotton

Light blue round-neck short-sleeved t-shirt with decorative cross-stitching and a garment-dyed finish for a casual style. »CONTRA LIGHTNING« embroidery on the front left and distinctive vintage-look »CONTRA LIGHTNING« label on the inside. Casual fit.

Light blue

Sizes **S-XXL**
Order number **0420 600 29..**



»CONTRA« T-SHIRT MEN

100 % cotton

Grey round-neck short-sleeved t-shirt with decorative cross-stitching and a garment-dyed finish for a casual style. Large »CONTRA LIGHTNING« embroidery on the front left and distinctive vintage-look »CONTRA LIGHTNING« label on the inside. Casual fit.

Grey

Sizes **S-XXL**
Order number **0420 600 28..**



NEW
»LOGO HORIZONTAL«
T-SHIRT
 MEN

100% cotton

Slightly wide-cut blue t-shirt with large STIHL outline on the back. For a regular fit, please order a size smaller.

Blue
 Sizes **S-XXL**
 Order number **0421 300 16..**



»ICON CHAINSAW«
T-SHIRT
 MEN

100% cotton

Trendy, square-cut t-shirt in a loose fit with ribbed neck. A stylised representation of our legendary chainsaw has been embossed from the inside for an exciting effect, highlighted by the contrast of the bright orange line underneath it. Logo label at back.

Black
 Sizes **S-XXL**
 Order number **0420 200 22..**



»ICON« T-SHIRT
 MEN

100% cotton

T-shirt in a slightly oversized fit with chunky ribbed collar. The chest features a high-quality, slightly raised print of our chainsaw shape, the back has a logo label. Available in two colours.

White		Black	
Sizes S-XXL		Sizes S-XXL	
Order number 0420 200 20..		Order number 0420 200 21..	



NEW
»WHITE LOGO«
AND »BLACK LOGO« T-SHIRT
 MEN

100% cotton

There's nothing understated about the STIHL fan t-shirt. On the contrary, it makes a clear statement about the brand - after all, the logo is displayed proudly in black or white on the strip across the chest.

White		Black	
Sizes S-XXL		Sizes S-XXL	
Order number 0421 300 14..		Order number 0421 300 15..	





»LOGO CIRCLE« T-SHIRT MEN

grey: 90 % cotton, 10 % viscose; black: 100 % cotton

What does every fan need in their wardrobe? This legendary t-shirt of course! It offers a great fit and is comfortable to wear. With large »LEGENDARY PERFORMANCE« text on the back, and a subtle STIHL logo on the left side of the chest, you'll be sure to make a statement: I'm a fan!

Grey		Black	
Sizes	S-XXL	Sizes	S-XXL
Order number	0420 900 05..	Order number	0420 900 06..



»MS 500i« T-SHIRT MEN

grey: 90 % cotton, 10 % viscose; black: 100 % cotton

The STIHL MS 500i is synonymous with innovation, speed and precision – exactly what this t-shirt conveys. You're sure to attract attention with the large chainsaw print on the front.

Grey		Black	
Sizes	S-XXL	Sizes	S-XXL
Order number	0420 900 07..	Order number	0420 900 08..

The last numbers (..) of the order number stand for the desired size.
More information is available on page 423.



NEW
»ICON« T-SHIRT
WOMEN

100 % cotton

T-shirt with our signature chainsaw icon as a slightly raised print on the chest. Small woven label on the rear right-hand seam. High-quality pure cotton single jersey fabric. Available in two colours.

Grey

Sizes XS-XL
Order number 0421 300 22..

Bordeaux

Sizes XS - XL
Order number 0421 300 23..



NEW
»SWEAT« T-SHIRT
WOMEN

65% cotton, 35% polyester

This t-shirt is quite possibly the best combination of two different garments: a t-shirt made from sweatshirt fabric. This ladies' t-shirt features rolled-up sleeves in a lighter colour, a casual fit, a wide ribbed band at the neckline and of course, a chainsaw print on the chest.

Grey

Sizes XS-XL
Order number 0421 300 17..



»ICON« T-SHIRT
WOMEN

100 % cotton

Trendy, fashionable t-shirt cut slightly broader and shorter in a cropped style, with round crew neck and our signature chainsaw icon as a slightly raised print on the chest in complementary black. Small woven label on the rear right-hand seam. High-quality pure cotton single jersey fabric. Available in two colours.

White

Sizes XS - XL
Order number 0420 200 25..

Black

Sizes XS - XL
Order number 0420 200 26..





»LOGO CIRCLE« POLO SHIRT

UNISEX

100% cotton

Regular-fit polo shirt in cotton piqué, with side vents and ribbed cuffs with orange stripe. High-quality, slightly textured STIHL logo print on chest. Decorative flatlock seams on the inside, also in vibrant orange.

Black

Sizes XS-XXL
Order number 0420 900 13..



»LOGO CIRCLE« T-SHIRT

UNISEX

100% cotton

Round-neck t-shirt in regular fit and high-quality jersey cotton featuring large, tonal, 3-logo print in our signature orange. The inner logo label completes the design.

Orange

Sizes XS-XXL
Order number 0420 600 37..



»LOGO« T-SHIRT

UNISEX

100% cotton

White round-neck t-shirt in high-quality jersey cotton with large logo print in contrasting orange. STIHL logo label on the inside, additional logo in orange on the outside rear.

White

Sizes XS-XXL
Order number 0420 900 11..



TROUSERS



NEW KIDS' WORKER TROUSERS

KIDS

65% polyester, 35% cotton



Perfect for little monkeys and big adventures. These kids' trousers are extremely hard-wearing and reinforced with abrasion-resistant patches at the knees and the seat. The easy-to-clean cotton blend is perfect for outdoor play. Elasticated, adjustable waistband, two front pockets and Established badge with chainsaw on the thigh pocket.

Grey

Sizes	Order number
98 - 104	0421 222 0304
110 - 116	0421 222 0316
122 - 128	0421 222 0328
134 - 140	0421 222 0340
146 - 152	0421 222 0352

SOCKS AND POOL SLIDERS



NEW
»FIR« SOCKS
UNISEX

40% viscose, 30% polyacrylic, 17% polyamide, 10% wool, 3% elastane

Patterned socks have long been much more than just a statement. If you're wearing these calf-length fir socks with striking motifs, you will be able to see the wood for the trees, as they say - or rather, the other way round. The blend of materials ensures that you'll find these socks extremely comfortable to wear - not just in the woods!

	Green	Grey
Sizes	Order number	Order number
35-38	0421 500 0238	0421 500 0338
39-42	0421 500 0242	0421 500 0342
43-46	0421 500 0246	0421 500 0346



FUNCTIONAL SOCKS
UNISEX

35% cotton, 50% coolmax® polyester, 10% polyamide, 5% elastane

Great fit, good looks, and no slipping - that's exactly what you need from functional socks, and we offer these in three colours. The functional fabric blend wicks moisture to the outside, keeping your feet warm. They are ideally fitted and will sit perfectly in your shoe.

	Grey	Blue	Green
Sizes	Order number	Order number	Order number
35-38	0420 150 0338	0420 150 0438	0420 150 0538
39-42	0420 150 0342	0420 150 0442	0420 150 0542
43-46	0420 150 0346	0420 150 0446	0420 150 0546



NEW
»STRIPES« SOCKS
UNISEX

80% cotton, 18% polyamide, 2% elastane

Black tennis socks with orange stripes. These calf-length socks sit perfectly in place without digging into your skin or slipping down. The blend of materials makes these socks a great fit.

Black / orange	
Sizes	Order number
35-38	0421 500 0438
39-42	0421 500 0442
43-46	0421 500 0446



SOCKS
UNISEX

75% cotton, 20% polyamide, 5% elastane

These super-trendy socks in white with orange / black stripes will ensure a confident, stylish appearance!

White / orange / black	
Sizes	Order number
35-38	0420 250 0038
39-42	0420 250 0042
43-46	0420 250 0046



»STIHL« SOCKS
UNISEX

33% wool (merino), 32% polyamide, 20% polyacrylic, 13% polyester, 2% elastane

These calf-high working and trekking socks, made from a special Primaloft and merino combination, offer optimum thermoregulation even when you're working hard. In boots in particular, Cell-Tech technology and flexible channels ensure cushioning, reduced stress, and a perfect fit.

Black / grey / orange	
Size	Order number
Sizes-38	0420 950 0038
39-42	0420 950 0042
43-46	0420 950 0046





MULTI-FUNCTIONAL SNOODS



NEW

»CAMOUFLAGE« AND »CHAINSAWS« MULTIFUNCTIONAL SNOOD

UNISEX

100% polyester

This tube scarf was originally developed for cyclists and motorcyclists, but is now popular with many fans - not just athletes. The STIHL tube scarf does not slip down and will keep your neck warm all around. It is available in an autumn leaf design or a black, grey and white chainsaw camouflage pattern. By the way, the scarf also wraps comfortably twice around your wrist if your neck gets too warm.

Size	Green/beige/orange Order number	black/grey/white Order number
One size fits all	0421 600 0042	0421 600 0043



NEW

BATHING SLIPPERS

UNISEX

Sole: Ethyl-vinyl acetate; band: polyurethane and polyester mesh

Whether you're in an outdoor pool, at a campsite or at home, these black and orange STIHL bathing slippers are a must for any STIHL fan!

Sizes	Order number
36-37	0420 950 0337
38-39	0420 950 0339
40-41	0420 950 0341
42-43	0420 950 0343
44-45	0420 950 0345
46-47	0420 950 0347



MULTIFUNCTIONAL SNOOD

KIDS

100% polyester

This multifunctional kids' snood is made in Germany. It is especially practical in hot weather, as it offers a high level of UV protection. The Coolmax® material meets the OEKO-TEX® 100 standard and ensures optimum temperature regulation. The seamless, stretch tube scarf is anti-odour and breathable, and fast-drying.

Green

Size Order number

One size fits all 0420 460 0014

CAPS, BEANIES AND HATS



»HERITAGE« CAP
UNISEX

55% cotton, 45% polyester

A trucker-style cap with a cotton front panel, Velcro size adjustment, and a mesh section to make sure your head stays cool. The large sewn-on badge with historic STIHL logo on the front panel means all eyes will be on this cap.

Brown	
Size	one size fits all
Order number	0420 640 0009



»BLACK« AND »WHITE« CAPS
UNISEX

100% cotton

6-panel cap in classic American baseball look with closed rear and internal elasticated band. Large STIHL logo embroidered on the front.

Black		NEW	White / grey	
Size	Order number	Size	Order number	
57 - 59 cm	0420 640 0010	58 - 60 cm	0421 600 0037	



NEW
»LEGENDARY PERFORMANCE« CAP
UNISEX

100% cotton

Two-tone cap with decorative stitching, large embroidered lettering on the front and colourful embroidered eyelets. Fits any wearer thanks to adjustable metal closure at the back.

Olive green / black	
Size	Order number
One size fits all	0421 600 0036



»SIGN« CAP
UNISEX

100% polyester

Classic 6-panel cap with 15-seam flat brim and trendy STIHL "S" print in vibrant orange on a black background. Snapback closure for individual size adjustment at the back, as well as small flag label.

Black	
Size	Order number
One size fits all	0420 240 0007



»CONTRA« TRUCKER CAP
UNISEX

100% polyester

The »CONTRA« trucker cap is a potential cult piece, as it combines two iconic elements: the old-school baseball cap and the legendary STIHL Contra chainsaw. As you'd expect of a trucker-style baseball cap, this cap features a snapback closure for size adjustment.

White / red / green	
Size	Order number
One size fits all	0464 021 0083





**»LOGO CIRCLE«
BASEBALL CAP**
UNISEX

100% cotton

This black baseball - cap with orange »LEGENDARY PERFORMANCE« logo can be adjusted to any head size using the metal clip at the back.

Black

Size Order number
One size fits all 0420 940 0001



»LOGO« CAP
UNISEX

100% cotton

Black cap with shaped visor and stylish orange details such as the STIHL lettering on the front, a small year indication on the back and »LEGENDARY PERFORMANCE« text on the side.

Black

Size Order number
One size fits all 0420 940 0006



**»LOGO CIRCLE«
TRUCKER CAP**
UNISEX

100% cotton twill;
Mesh: 100% polyester

6-panel cap with large embroidered STIHL woven badge on the front and flat visor. Inner bands and visor bottom layer in orange. Open mesh structure at the back for optimum ventilation and snapback closure for size adjustment.

Black

Size Order number
One size fits all 0420 940 0007



»NATURE« CAP
UNISEX

100% cotton

The new version of our classic baseball cap. Now with cork »LEGENDARY PERFORMANCE« label on the front. Metal closure on the back for individual size adjustment.

	Red	Green
Size	Order number	Order number
One size fits all	0420 640 0011	0420 640 0012



»ICON SWEAT« CAP
UNISEX

100% cotton

Soft cotton baseball cap in monochrome design with tonal chainsaw embroidery on front. Metal closure on the back for individual size adjustment.

	Blue		Grey
Size	Order number	Size	Order number
One size fits all	0420 640 0013	55 - 57 cm	0420 640 0014



»ICON« CAP UNISEX

70% polyester, 30% wool

Our »ICON« cap with chainsaw embroidery on the front offers added style as well as sun protection. Snap-back adjustment.

Blue

Size Order number
One size fits all 0420 640 0005



NEW »BLUE« CAP UNISEX

100% cotton

A fashion accessory and protection from the sun in one: this cap in casual Palace Blue with plush chainsaw on the front. Snapback adjustment.

Blue

Size Order number
One size fits all 0421 600 0040



NEW »PLUSH« CAP UNISEX

100% polyester

This casual plush cap in beige teddy fleece is the perfect headwear for sunny winter days - and all other days over the year. Thanks to the adjustable band on the back, it fits perfectly, doesn't wobble and won't fall off, even in the wind.

Beige

Size Order number
One size fits all 0421 600 0013



CAP KIDS

100% cotton



Cool and practical. Our grey cap with blue peak and chainsaw badge will become an ever-present favourite - and not just on sunny days.

Grey/blue

Size Order number
52 - 55 cm 0420 440 0001





»HERITAGE« CAP UNISEX

70% polyacrylic, 30% wool

Made from blended fibres and with a vintage label on the band, this docker beanie is sure to keep your head cosy and warm.

Grey

Size Order number
One size fits all 0420 640 0008



»MULTI-LOGO« KNITTED HAT UNISEX

100% acrylic

Black beanie with subtle black embossed STIHL logo in various sizes. The inner front area is lined with fleece for optimum comfort. The perfect knitted hat for cooler days!

Black

Size Order number
One size fits all 0420 940 0004



»LOGO« BEANIE UNISEX

100% acrylic

A cool accessory in cold weather: beanie with orange bobble, black and white Nordic pattern and large STIHL logo.

Black/orange/white

Size Order number
One size fits all 0420 940 0005



NEW »LEGENDARY« BEANIE UNISEX

70% wool (merino), 30% acrylic

This beanie in a classic STIHL design might not block ridiculous thoughts, but it will certainly keep your head wonderfully warm. It has a wide band and proudly bears a "Legendary Performance" label for decoration. Guaranteed to give you a casual look, this beanie will not make you itch.

	Dark grey	Grey
Size	Order number	Order number
One size fits all	0421 600 0011	0421 600 0012



NEW »POMPON« HAT UNISEX

100% polyacrylic

Pom-pom beanie would be a funny name for this hat in orange and blue - but we've decided to call it a knitted bobble hat instead! This hat is a real head-turner, with a large STIHL logo in the middle, a band at the bottom and the bobble as the icing on the cake.

	Blue	Orange
Size	Order number	Order number
One size fits all	0421 600 0009	0421 600 0010

**NEW****»ICON BADGE« BEANIES**

UNISEX

100 % polyacrylic

Smooth knit beanie with band and STIHL badge.

	Green	Blue
Size	Order number	Order number
One size fits all	0421 600 0033	0421 600 0034

**NEW****»FUNCTION« BEANIE**

UNISEX

85 % polyamide, 15 % polyurethane

STIHL beanie with orange rubber logo print and wind proof forehead section. Perfect for wearing under work, play and cycle helmets or as a running hat.

Black	
Sizes	Order number
S/M	0421 500 0709
L/XL	0421 500 0711

**NEW****»VISOR« BEANIE**

UNISEX

100 % polyacrylic

When you combine the best of two worlds, you come up with some fascinating creations. Our winter cap unites the look of a cap with the qualities of a knitted hat and therefore ensures your ears will be nice and toasty.

Black	
Size	Order number
One size fits all	0421 600 0039

**»ADVENTURE« HAT**

KIDS

100 % polyester

When it gets really cold, you'll need this winter hat. This cosy, warm hat with sherpa lining protects not only your head but also your ears against winter chills - ideal for all outdoor adventurers. The ear flaps can be folded up or secured under your chin using Velcro.

Blue	
Sizes	Order number
XXS/51	0420 450 0551
XS/53	0420 450 0553





NEW
»FLAT CAP«
 MEN

**Outer fabric: 85% wool, 15% polyamide;
 lining: 100% cotton**

Made from 85% wool, this close-fitting flat cap is warm and cool at the same time. The black and grey fishbone pattern and the genuine leather badge on the side make this hat a classic piece that looks great anywhere - any time of the year.

Grey	Order number
S (55 cm)	0421 500 0555
M (57 cm)	0421 500 0557
L (59 cm)	0421 500 0559
XL (61 cm)	0421 500 0561



»NEWSBOY CAP«
 MEN

**Outer fabric: 47% polyester, 45% wool,
 3% polyamide, 3% polyacrylic 2% viscose;
 lining: 93% polyester, 7% cotton**

For characterful heads! An essential in the past and now a great accessory for an individual look. This cap, bearing a historic embossed STIHL logo on its genuine leather badge at the back, is a true classic. The fabric blend makes this piece very comfortable to wear. The cap is easy to fold up and carry in any pocket, so you need never be without it!

Brown	Order number
S (55 cm)	0420 650 0055
M (57 cm)	0420 650 0057
L (59 cm)	0420 650 0059
XL (61 cm)	0420 650 0061



»HERITAGE« HAT
 MEN

100% cotton

The trilby is distinctive for its narrow brim and crown, and the style was established in Hollywood as long ago as the 1940s. Our version is 100% cotton, in blue with a STIHL vintage label on the side, and includes a dust bag.

Blue	Order number
S (55 cm)	0420 650 0255
M (57 cm)	0420 650 0257
L (59 cm)	0420 650 0259
XL (61 cm)	0420 650 0261



GLOVES AND BELTS



NEW »INDUSTRIAL« BELT UNISEX

100 % polyester

Jeans, work trousers, cloth trousers - this belt means everything sits exactly as it should. A magnetic metal clasp provides the perfect hold, while the STIHL logo and embossed year of founding, 1926, create the perfect look.

Black
Length **120 cm** Width **4 cm**
Order number **0421 600 0041**



BELT UNISEX

100 % cowskin leather

No slacking! This pure leather belt with metal belt buckle keeps everything where it should be. The historic logo on the buckle also means this belt really draws the eye. It is 120 cm long, 4 cm wide, and can be custom-shortened - fits all trousers!

Black
Length **120 cm** Width **4 cm**
Order number **0420 660 0002**



»CONTRA 59« GLOVES MEN

Exterior material: genuine leather;
lining: 50 % wool, 50 % polyamide

These genuine leather gloves with branding and leather buckle are inspired by work gloves from the 1950s. With their knitted cuffs in a contrasting colour, they will keep your hands cosy and warm even in cold weather, while also being truly stylish.

Brown
Sizes Order number
S **0420 650 0108**
M **0420 650 0109**
L **0420 650 0110**
XL **0420 650 0111**



BAGS AND BACKPACKS

**»STIHL« BACKPACK**

100 % polyester

A versatile all-rounder. Whether in the office, working outside, or at leisure, this black backpack is the perfect companion. With practical compartmentalisation that includes a bottle holder in the interior, keyring, and a slot compartment with Velcro tape for a laptop. Zip in STIHL ElastoStart starter grip look and »LEGENDARY PERFORMANCE« lettering complete the design. The padded straps make this bag very comfortable to wear.

Order number **0421 600 0005****»HERITAGE« WEEKEND BAG**

100 % cotton canvas; appliqués: genuine leather

Loving detail meets practical and durable. Whether you're heading off for the weekend with friends or going training, the »HERITAGE« weekend bag can carry all you need. Lovingly selected details such as the vintage label on the front complete the unmistakable, functional Heritage design. Includes dust bag.

GreenDimensions **60 × 25 × 30 cm**
Order number **0420 660 0006****WALLET**

100 % leather



This landscape format wallet in high-quality dark brown leather is the essential accessory for your trouser pocket. Lining with understated STIHL emblem, integrated RFID protection.

Dimensions **12.5 × 10 cm (closed)**
Order number **0420 960 0005****»HERITAGE« WALLET**

100 % cotton canvas; appliqués: genuine leather

A shapely, functional wallet. Made from high-quality cotton with genuine leather appliqués, this wallet is the perfect complement to your classic Heritage look outfit.

Dimensions **12 × 10 cm (closed)**
Order number **0420 660 0009****»LUMBERJACK« GYM BAG**

100 % polyester



I pack my gym bag and off I go...! Our colourful gym bag offers space for your gym kit and also looks great. The perfect companion for every adventure. The »CRAZY BEAVER« and »FUTURE LUMBERJACK« badges make this bag a star on any playing field.

BlueDimensions **35 × 30 cm**
Order number **0420 460 0007**

JEWELLERY AND WATCHES



»CHAINSAW« HANGING CHARM

Whether on a bracelet or a neck chain, this chainsaw-shaped charm is a special accessory. The hanging chainsaw made from rhodium-plated 925 silver is an extraordinary piece, and can be secured to all widely available charm bracelets, pearl bracelets and women's chains by means of the small carabiner.

Order number **0464 120 0070**



CHARM / PENDANT »AXE«

Looking for something new to add to your bracelet or necklace? Our 18 mm charm with two crossed axes is made from rhodium-plated 925 silver, and lovingly packaged in a gift box.

Order number **0420 560 0007**



NEW CHARM / PENDANT »CHAIN«

Our third pendant for charm bracelets is a miniature chain link. It is inspired by an original chain link from a STIHL saw chain, and is 18 mm long and made from rhodium-plated 925 silver.

Order number **0421 600 0050**



»STIHL« CHRONOGRAPH

This STIHL chronograph by Jacques Lemans combines sportiness and elegance. The black dial with orange details features a stylish combination of slim indices and Arabic numerals, as well as the date displayed at an angle between the four and five positions. The chronograph rings showing a 24-hour display, as well as second and minute counters, are exquisite. The housing, made from solid stainless steel with IP black coating and measuring 44 mm in diameter, emphasises the striking appearance of this watch. This model with quartz movement and hardened Crystex glass has a screwed-on housing base and is waterproof to 10 ATM. The high-quality black silicone strap with buckle highlights the sporty elegance of this timepiece.

Order number **0421 600 0001**



»STIHL« WRISTWATCH

The STIHL wristwatch from Jacques Lemans is a traditional timepiece in a classic design. The solid stainless steel housing has a diameter of 40 mm, and the black dial with slim indices and the date displayed at the 3 position is simultaneously appealing and unpretentious. This model with quartz movement and hardened Crystex glass has a screwed-on housing base and is waterproof to 10 ATM. The solid steel Milanese mesh with slide clasp perfectly completes the attractive design of this timepiece. This watch is a fantastic companion for every day.

Order number **0421 600 0000**



WALL CLOCK

Design meets precision! This timelessly modern wall clock is made by Jacques Lemans. The minimalist look of the clock, with silver hands and hour lines on a black face, focuses your attention on what matters: the time. The STIHL and Jacques Lemans logos round off the design perfectly.

Order number **0464 401 0020**





HOME AND GARDEN

HISTORIC CHAINSAW MODELS

These collectors' pieces are sure to thrill any fan. Made from die-cast zinc and painted in original colours, this 1:12 scale model made by Schuco will take collectors back in time to the early years of STIHL.

Type A



Order number **0464 035 0200**

BL type



Order number **0464 035 0210**

BLK type



Order number **0464 035 0220**

BBÜ type



Order number **0464 035 0230**

CONTRA type



Order number **0464 035 0240**

»MS 500i« MODEL



A genuine collector's item from Schuco! This 1:10 scale model of the innovative STIHL MS 500i chainsaw, produced from die-cast zinc and plastic parts, has been lovingly painted in original colours and is a must-have for any display cabinet.

Order number **0420 960 0001**

»MS 881« MODEL



A genuine collector's item from Schuco! This 1:10 scale model of our most powerful chainsaw, the innovative MS 881, is made from die-cast zinc and plastic parts and has been lovingly painted in original colours: a must-have for any display cabinet.

Order number **0420 960 0017**

»VW T1«
MODEL BUS

This detailed model of the 1955 VW T1 will set collectors' hearts racing. The VW Microbus, in a heavy die-cast zinc design, is painted in original colours and the historic STIHL design. The 1:43-scale legendary VW bus from Schuco stands on a plastic base and is protected by a transparent cover.

Order number **0464 935 0100**



ZIPPO LIGHTER

Light it up! The iconic lighter, featuring a historic STIHL logo, makes a fantastic gift for your loved ones or even for yourself! Produced in trusted Zippo quality, this wind proof lighter not only draws the eye, but will also serve you for life.

Order number **0420 660 0001**



HIKING CUTLERY

This outdoor cutlery set, made from stainless steel with fibreglass-reinforced plastic handles, is essential kit on any adventure. Both the camping knife and camping fork with integrated bottle opener can be folded up for safe transport.

Order number **0464 150 0040**



POCKET KNIFE

This pocket knife made from premium steel can be used for a wide range of tasks in the great outdoors. The handle of the folding knife with lockable blade is produced using matte stainless steel and fibreglass laminate and will withstand all stresses – making it perfect for outdoor adventures.

Blade **8 cm**
Order number **0464 186 0010**



»HERITAGE« SIGN

An homage to the first petrol-driven single-operator saw: a sheet metal sign with embossed "STIHL Contra" logo and original lettering. This sign will be a real eye-catcher on any wall – and not just for our collectors. Easy to attach using the four drilled holes.

Dimensions **approx. 21 x 29 cm**
Order number **0420 660 0004**



DRINKING BOTTLE

No one will be thirsty here! Because with our single-wall stainless steel drinking bottle with engraving and a bamboo cap, you'll always have something with you on trips.

Capacity **750 ml**
Order number **0420 660 0010**



VACUUM FLASK

Hot or cold? Our vacuum flask handles both. Vacuum-isolated double-walled stainless steel keeps cold liquid cold and hot liquid hot. Both practical and chic, drinking cup included.

Capacity **500 ml**
Order number **0464 251 0010**



DICE SHAKER

Playing dice is even more fun with this dice shaker made from FSC-certified beechwood. Six classic dice in natural wood are great for sociable games evenings. The standard size beaker features a historic STIHL logo.

Order number **0464 918 0000**



FIRST AID SET

If the worst happens, this practical canvas bag contains all the important first aid supplies you'll need: 1 gauze bandage, 1 conforming bandage, 1 roll of adhesive plaster, wound plasters (2 x small, 4 x medium, 4 x large), 1 pack of tissues, 1 pair of disposable gloves, 1 rain poncho, 1 pair of scissors, 1 pair of tweezers.

Dimensions **12 x 17 x 5 cm**
Order number **0420 160 0003**





MOISTURE METER FOR WOOD

This practical, portable measuring device reliably measures the moisture not only in firewood and construction timber, but also other materials such as plaster and cement. The device also indicates the ambient air temperature. Includes four batteries (1.5 V, LR44).

Order number **0464 802 0010**



LED FLASHLIGHT

Black anodised, robust aluminium 3W LED flashlight with STIHL engraving. Practical pushbutton on-and-off switch on the back of the housing. Includes three AAA batteries and strap.

Order number **0420 360 0009**



LUGGAGE STRAP

100% polyester

A must-have for any journey: Our luggage strap with all-over woven logo is the perfect companion for your next trip. The TSA combination lock ensures your luggage is well protected.

Order number **0464 081 0020**



»FORESTRY WORKER« KEYRING

A unique keyring in the shape of a forestry worker: Lovingly thought-out details such as the helmet, ear protection, and chainsaw make him a new favourite accessory for any STIHL fan!

Order number **0420 960 0002**



»METAL CHAINSAW« KEYRING

Holds together what belongs together! Our premium metal keyring in the shape of a chainsaw has a total length of 9.5 cm including ring for keys.

Order number **0420 960 0008**



»SAFETY HELMET« KEYRING

This keyring in a helmet shape is really eye-catching. The miniature helmet is made from sturdy acrylic, while the keyring and keychain are made from glossy galvanised steel. The practical keyholder in safety helmet design is a must for any fan!

Order number **0464 118 0020**



»CHAINSAW« KEYRING

Not without my chainsaw! Thanks to this chainsaw keyring with realistic sound effect, you can always have your favourite tool on your person. The keychain and keyring on this STIHL keyholder are made from glossy galvanised steel. Includes button batteries (replaceable).

Order number **0420 960 0003**



WOODEN KEYRING

Sanded on both sides, 0.45 cm thick, approx. 6.5 cm long, pear wood.

Order number **0421 600 0028**



NEW KEY COVER

PVC key cover in the shape of a STIHL chainsaw in STIHL orange and grey, approx. 1 cm thick.

Order number **0421 600 0029**





»CHAINSAW« BAKING TIN

Even the most committed lumberjacks can enjoy baking! This baking tin, made from heat-resistant, food-safe carbon steel, lets them whip up sweet, chainsaw-shaped cakes in no time. The interior coating ensures nothing gets burnt onto the tin. Heat resistant up to 220°C.

Dimensions **approx. 40 x 36 x 4.5 cm**
 Order number **0420 360 0000**



CUP

Coffee or tea, cappuccino or hot chocolate? This dishwasher-safe STIHL cup in high-quality porcelain is the perfect size for your favourite drink. A must-have at breakfast or during your break!

Order number **0464 257 0000**



SET OF 2 ESPRESSO CUPS

This set of two espresso cups, in a stylish STIHL design, makes indulging in that caffeine hit even more delightful. The cups have no handles, instead featuring a heat-insulating plastic ring to protect your fingers as you hold them.

Order number **0464 257 0040**



ENAMEL CUP

It's not just the historic STIHL logo that makes this coffee cup a retro collector's piece. This white enamel coffee mug with a black rim is a true classic, and with a volume of 0.5 l, it's exactly the right size for a long break on outdoor adventures.

Order number **0464 257 0020**



LUNCHBOX

This tinplate lunchbox in a heritage look is your practical companion for every day. It closes securely and offers plenty of space for snacks. Material: dishwasher-safe stainless steel.

Dimensions **approx. 18.5 x 11 x 5.4 cm**
 Order number **0421 600 0007**



»CONTRA« UNIVERSAL BOX

The STIHL »CONTRA« universal box offers the perfect amount of space for old photos, locks of hair, love letters – or even sealing washers and screws. The lid of this practical storage box is based on the storage cover of the STIHL Contra. This tinplate box is food-safe but not dishwasher-safe.

Dimensions **approx. 18 x 12 x 6 cm**
 Order number **0420 660 0000**



SET OF 2 BEER GLASSES

Schedule a mates' night in! Our traditionally shaped fluted beer glasses are perfect for all speciality beers. The stable foot keeps the glasses secure and the glasses, each engraved with a vertical STIHL logo are dishwasher-safe. Twin pack.


Capacity **300 ml each**
Order number **0464 767 001**



SET OF 2 TALL BEER GLASSES

Classic tall beer glass shape, STIHL logo on the base, engraved saw icon, dishwasher-safe. Twin pack.

Capacity **500 ml each**
Order number **0421 600 0031**



»CUT-OFF MACHINE« BOTTLE OPENER

Bring the STIHL range to your kitchen drawer. A solid and comfortable-to-hold bottle-cap lifter made from brushed metal in a cut-off machine shape.

Dimensions **approx. 90 x 50 x 2 mm**
Order number **0420 960 0012**



NEW »CHAINSAW« ICE CUBE TRAY

This silicone ice cube dish is for real STIHL fans: it can be used to freeze water into small chainsaw-shaped ice cubes! In total, the orange shape gives you eight ice chainsaws and two rectangular ice cubes with the STIHL logo. The material is flexible so the ice cubes can be easily pushed out. The product is BPA-free and LFGB- and FDA-compliant.

Order number **0421 600 0056**



INDUCTION CHARGER

Wireless charging? Our induction charger with a charging voltage of 2A can do that easily and quickly. The large engraving on the wooden charging plate adds a touch of elegance. Our tip: please check that your device is suitable for inductive charging! Material: FSC-certified walnut.

Order number **0420 960 0011**



WOODEN USB STICK, 16

Thanks to this stick with USB 3.0 connector, you can be sure you always have your important data with you. The swing-out stick, made from natural walnut wood, has a storage capacity of 16 GB. The silver protective swing cap, featuring the STIHL logo, ensures that the connector of the mobile memory stick does not get dirty.

Order number **0420 360 0007**



»CHAINSAW« USB STICK, 8 GB

For anyone who misses the sight of their chainsaws while at home: our chainsaw-shaped memory stick has a USB 3.0 connector and a data volume of 8 GB. The removable chain guard protects the USB connector against getting dirty.

Order number **0420 360 0008**





NEW
»STIHL« NOTEBOOK

For anyone whose heart beats STIHL orange: the STIHL notebook. The natural cover material, jeans label and FSC-certified recycled paper make this book both tactile and eye-catching. The notebook measures 16.5 x 22 cm and is made in Germany. For better orientation when writing, the internal pages have a dot grid and small chainsaw icon. The notebook also has two bookmark ribbons.

Dimensions **16.5 x 22 cm**
Order number **0421 600 0054**



WOODEN BALLPOINT PEN

This elegant wooden ballpoint pen is the ideal high-quality gift. The lower part of the pen is made from oiled walnut wood, while the nib and upper part are made from gleaming metal, creating a stylish contrast. This ballpoint pen with blue ink feels comfortable in the hand and writes beautifully.

Order number **0464 516 0080**



GARDEN GNOME

This garden gnome holding a STIHL chainsaw belongs in every front garden! The gnome, which is approximately 20 cm in height and comes with work trousers, braces, the obligatory pointed cap and many other lovingly worked details, would be a fun ornament for any flower bed.

Order number **0420 360 0010**



NEW RUBBER DUCK

Bathtime fun is guaranteed with this bath duck! STIHL chainsaw, helmet and ear protection – the 8 cm high figure is fully equipped and, like any good bath duck, can of course also quack.

Order number **0421 600 0026**



FOOTBALL

100% PVC-free synthetic leather

This training ball in a classic football design offers lots of fun for big and small children alike both on the pitch and in the garden. The hand-stitched size 5 leisure ball is made from PVC-free synthetic leather and contains a seamless butyl bladder with safety valve to ensure that the ball does not go flat too soon.

Size **5**
Order number **0464 936 0020**



BEACH TOWEL

100% cotton

It's beach time! This giant towel made from pure cotton with a lovely terrycloth feel is the perfect companion for the beach, sauna, and many other activities. The »LEGENDARY PERFORMANCE« design on this terrycloth towel makes it truly unique. Colour: black and orange.

Dimensions **180 cm × 80 cm**
Order number **0420 960 0018**





**WALKING STICK
UMBRELLA WITH
WOODEN HANDLE**

Cover: 100 % polyester

Premium, sturdy automatic walking stick umbrella with a handle made from FSC-certified wood. With fibreglass spokes and shaft. A perfectly normal umbrella? Not at all! Because alongside the two segments featuring a STIHL emblem, our umbrella has two additional WetPrint segments. That means that two additional STIHL logos appear when the umbrella gets wet - hopefully it'll rain again soon!

Size **Ø approx. 113 cm**
Order number **0420 960 0009**



**WALKING STICK
UMBRELLA WITH
BAMBOO HANDLE**

Cover: 100 % polyester pongee (recycled)

Walking stick umbrella with bamboo elements. Small, reflective STIHL chainsaw print in silver on every second segment, convenient automatic mechanism for rapid opening, high-quality wind proof system and fibreglass spokes for maximum positioning flexibility in strong gusts.

Size **Ø approx. 112 cm**
Order number **0420 960 0014**



**POCKET UMBRELLA
WITH BAMBOO HANDLE**

Cover: 100 % polyester pongee

"Small but mighty" is one way you could describe this accessory. This handy pocket umbrella with bamboo handle and metal tip opens and closes automatically. The fabric is 100 % polyester pongee (recycled plastic in accordance with STANDARD 100 by OEKO-TEX®). Small reflective STIHL chainsaw-print in silver on every second segment.

Size **Ø approx. 98 cm**
Order number **0420 960 0015**



NEW
»ICON«
CUSHION

100 % cotton;
Lining: 100 % polyester

Cosy flannel cushion in classic red and black lumberjack check design with large chainsaw appliqué on the front.

Red / black
Order number
0421 600 0057



NEW
SET OF 3 »STIHL«
SILICONE
STICKERS

100 % polyester

Three woven stickers with silicone backing, reusable.

Order number
0421 600 0014



NEW
SET OF 2 FACE MASKS

100 % polyester

Set of 2 cloth masks, orange with STIHL »LEGENDARY PERFORMANCE« print, grey with small chainsaw print. Thick knit, 2-ply bonded jersey with antibacterial finish, washable at 60°C, not suitable for tumble-drying. Can be secured behind the ears using the elasticated bands, ergonomic fit, integrated stainless steel nose wire, very comfortable to wear thanks to soft, pleasant-feeling fabric.

Order number 0421 600 0004





KIDS

TOYS AND ACCESSORIES FOR BABIES AND CHILDREN



NEW TOY CHAINSAW



Following the relaunch of the innovative STIHL MS 500i, the children's model recreates its look and feel. It playfully depicts many functions of its bigger siblings, starting with a movable, replaceable chain, LED operating display and the new bar design. Particularly parent-friendly: the chainsaw sounds can be adjusted to a comfortable level using the volume control, so that the toy power tool doesn't grate on your nerves!

Order number **0421 600 0053**



NEW TOY BLOWER WITH BATTERY



The toy blower means your children can help out with leaf blowing! The battery powered toy has three different length adjustments for the blower tube, which can also be completely removed. It has a low blowing force, a start/stop switch and best of all, it comes with a removable 'AK' battery which provides 30 minutes of working time. Suitable for children age 3 years and older. Charging cable for battery included.

Order number **0420 460 0016**



NEW TOY BRUSHCUTTER WITH BATTERY



This toy brushcutter is a great choice for kids who enjoy the outdoors. The battery-driven toy is height-adjustable and the handle can also be individually adjusted. Best of all, it comes with a removable 'AK' battery which provides 240 minutes of working time, and the 'PolyCut blades' light up in colour during operation. Suitable for children age 3 years and older. Charging cable for battery included.

Order number **0420 460 0015**



KIDS WORK GLOVES

The tops of these protective gloves are made from an elastic fabric blend and feature a prominent STIHL logo, while the undersides are made from durable synthetic leather. They make playing outside even more fun!

Black / orange

Size	Order number
S (age 5 - 7)	0421 500 0804
M (age 7 - 10)	0421 500 0805
L (from 10)	0421 500 0806



TOY HELMET

Accurate replica of the STIHL professional helmet, ABS plastic, folding visor, adjustable size, attachable ear protection; no protective function, suitable for children aged three and up.

Order number **0420 460 0001**



WOODEN 3D PUZZLE

Build your own chainsaw! This 3D wooden puzzle is made up of four FSC-certified wooden panels, each measuring 21 x 34 x 0.3 cm.

Order number **0420 460 0011**



WOODEN BOARD GAME

Not for the faint-hearted! A STIHL version of the legendary elimination game is now available. This classic board game, made from FSC-certified wood, is fun for young and old alike. All 16 playing pieces are, of course, equipped with their own painted-on chainsaws, and the two supplied dice are orange in colour.

Dimensions **20 x 20 cm**
Order number **0420 360 0002**



WOODEN STACKING TOWER GAME

Strong nerves and a steady hand are required for the STIHL edition of this classic stacking game. The stacking tower, made from FSC-certified pine, is sure to prove popular as a game of skill for young and old alike. All 54 blocks and the storage box feature a laser-engraved STIHL logo.

Order number **0464 959 0010**





»TIM TIMBER« BEAVER BY STEIFF

A friend for life! Our »TIM TIMBER« cuddly beaver toy, made by Steiff and featuring their famous button in the ear, is a hit with small children as well as their grown-ups. The soft toy is made from exceptionally soft plush, making it simply wonderful for snuggling. Can be cleaned in the washing machine at temperatures up to 30°C.

Size **approx. 22 cm**
Order number **0464 971 0200**



NEW PLUSH »BEAR« TOY

100 % polyester; bandanna: 100 % cotton

The STIHL plush teddy bear is the ideal gift for any occasion. A cute, fluffy cuddly toy that will take children's hearts by storm! STIHL and KIDS motifs are depicted on the triangular scarf. The super-soft plush makes this plush bear a really cuddly toy.

Size **approx. 25 cm**
Order number **0421 600 0027**



»LUMBERJACK« BABYGROW KIDS

100 % cotton

Pure cotton babygrow in trendy check pattern with small chainsaw on chest pocket.

Red / black

Sizes	Order number
62 - 68	0420 450 0668
74 - 80	0420 450 0680
86 - 92	0420 450 0692



WOODEN DUMMY CHAIN

Keep it where you need it! This dummy chain made from natural beechwood is the perfect accessory for mini STIHL fans. Made up of chunky wooden beads bearing STIHL motifs such as Tim Timber, the STIHL beaver, and cartoon chainsaws. A high-quality metal clip keeps the dummy chain in place.

Order number **0464 095 0050**



»QUICKSTOP« DUMMY SET

For winding down and falling asleep: practical twin pack of dummies for little STIHL fans aged 6 to 18 months. The silicone dummy is food-safe and complies with the European EN 1400.

Order number **0464 095 0070**



BADGE SET

100% polyester

A must-have for all mini-adventurers! Add individual flair to any item of clothing with this set of sew-on badges. The set consists of three embroidered badges with great motifs. Whether they're a »FUTURE LUMBERJACK«, »ADVENTURE CAMP« or »CRAZY BEAVER«, there's something for everyone in this set.

Order number **0420 460 0009**



CHAINSAW-SHAPED CUSHIONS

100% polyester

Now you can even take your favourite tool to bed with you: the STIHL saw is available in cushion form! In soft plush, the chainsaw cushion certainly has impact, and it is a must-have for anyone who wants to dream of STIHL every night!

Dimensions **52 x 21 cm**
Order number **0464 095 0200**



BABY BLANKET

100% cotton; lining 100% polyester

This premium baby blanket not only looks amazing, but is also ideal for cuddling, crawling, playing and relaxation. The upper and lower material in this cute blanket is 100% cotton, while the soft 100% polyester inner padding makes sure your little one is particularly comfy and feels nice and cosy.

Dimensions **60 x 80 cm**
Order number **0420 460 0013**

STIHL TIMBERSPORTS®

The STIHL TIMBERSPORTS® series is the premier league of lumberjack sports. If you want to show your passion for this spectacular championship series when you're out and about, our fan gear is just what you need.



CLOTHING



COACH JACKET MEN

100% polyester

Our coach jacket is perfect for any weather, and looks great. Press studs with an axe emblem and crossed axes in white on the chest complete this piece. The jacket has two side pockets and a drawstring at the bottom hem.

Black

Sizes **S-XXL**

Order number **0420 510 03..**



HOW TO PLACE AN ORDER:

1. Choose your item of clothing.
2. Complete the order number (..) with your size.
Please use the following two-digit numbers for this:
Men: S = **..48** / M = **..52** / L = **..56** / XL = **..60** / XXL = **..64**
Women: XS = **..34** / S = **..38** / M = **..42** / L = **..46** / XL = **..50**
Unisex: XS = **..44** / S = **..48** / M = **..52** / L = **..56** / XL = **..60** /
XXL = **..64**



»SMALL AXE« HOODIE MEN

80% cotton, 20% polyester

Comfortable sweatshirt with hood, drawstring and high-quality metal buttons. »STIHL TIMBERSPORTS®« details: woven logo - badge on sleeve and inner print, crossed axes on the chest in a striking orange print against the black fabric. The hood also features an orange band on the inside.

Black

Sizes **S-XXL**
Order number **0420 520 12..**



»TIMBERSPORTS®« HOODIE UNISEX

100% cotton

The dark side has a certain appeal - that's certainly true with this black hoodie: apart from the orange neckline binding and prominent »STIHL TIMBERSPORTS®« logo on the chest this pure cotton hoodie embraces the timeless fashion colour.

Black

Sizes **XS-XXL**
Order number **0464 028 02..**



»AXE« HOODIE MEN

55% cotton, 45% polyester

A good thing made even better! Our favourite all-rounder is this grey hoodie with embossed axes on the chest. Stylish extras such as the orange hood lining, metal cord caps, and the »KISS MY AXE« badge on the sleeve make this hoodie an absolute must-have for men and women alike!

Grey

Sizes **S-XXL**
Order number **0421 400 00..**



NEW »PLAID« SHIRT UNISEX

100% cotton

Much more than just a "lumberjack shirt", this STIHL flannel check shirt is a favourite for all fans. Details: sewn-on pockets with flaps, black button and understated embroidered axe at chest height.

Red/black

Sizes **XS-XXL**
Order number **0421 400 03..**





LONG-SLEEVED SHIRT MEN

62% polyamide, 38% polyester

Our seamless knitted, close-fitting functional shirt in grey with »STIHL TIMBERSPORTS®« logo on the back and knitted-in axes above the chest: the perfect basic piece that's a must-have in any wardrobe!

Grey

Sizes **S-XXL**
Order number **0420 500 13..**



»SMALL AXE« POLO SHIRT MEN

100% cotton

A classic in a regular fit: piqué polo shirt in high-quality cotton with ribbed band. Slightly raised printed axes on the chest.

Black

Sizes **S-XXL**
Order number **0420 500 31..**



»TIMBERSPORTS®« T-SHIRT MEN

100% cotton

This t-shirt with »STIHL TIMBERSPORTS®« lettering is an essential for all fans of lumberjack sports. A casual-cut shirt made from pure cotton with finely ribbed round-neck collar, this piece is both striking and comfortable to wear.

White

Sizes **S-XXL**
Order number **0464 002 12..**



»SMALL AXE« T-SHIRT MEN

100% cotton

Casual t-shirt in a regular fit, made from pure high-quality single jersey cotton. The »STIHL TIMBERSPORTS®« feature is a tonal, slightly raised print with crossed axes at chest height.

Black

Sizes **S-XXL**
Order number **0420 500 29..**

White

Sizes **S-XXL**
Order number **0420 500 30..**



NEW »SCORE« FUNCTIONAL SHIRT MEN

86% polyester, 14% elastane

This breathable functional shirt with crossed axes pattern on the waist inserts is sure to become your new favourite piece of sports clothing. »STIHL TIMBERSPORTS®« logo print on the chest.

Black

Sizes **S-XXL**
Order number **0421 300 12..**



LONG-SLEEVED SHIRT WOMEN

52% polyamide, 42% polyester, 6% elastane

Looks great! Seamlessly knitted and close-fitting, our women's grey long-sleeved top offers the perfect fit. The subtle »STIHL TIMBERSPORTS®« logo on the back, and axes on the chest make this piece something special. The perfect training partner!

Grey

Sizes XS-XL
Order number 0420 500 14..



TOP WOMEN

52% polyamide, 42% polyester, 6% elastane

This seamlessly knitted, close-fitting top in grey is a perfect match for our leggings. The subtle »STIHL TIMBERSPORTS®« logo on the back, and axes on the chest make this piece something special.

Grey

Sizes XS-XL
Order number 0420 500 15..



NEW »SCORE« FUNCTIONAL SHIRT WOMEN

86% polyester, 14% elastane

This breathable functional shirt with »STIHL TIMBERSPORTS®« logo print on the chest and small crossed axes pattern on the waist inserts is ideal for working out.

Black

Sizes XS-XL
Order number 0421 300 13..





NEW
»LOGO VERTICAL« T-SHIRT
 UNISEX

100% cotton

This white cotton T-shirt with »STIHL TIMBERSPORTS®« print from the collection of the same name is a real statement piece for fans of lumberjack sports. Look great from Monday to Sunday - in the forest, in the office, on the sofa and anywhere else you like.

White

Sizes **XS - XXL**
 Order number **0421 300 09..**



NEW
»SCRATCHED AXE« T-SHIRT
 UNISEX

100% cotton

Beautifully understated from the front, a clear statement from the back! This classic black unisex t-shirt features two crossed axes on the back against a STIHL orange background.

Black

Sizes **XS-XXL**
 Order number **0421 300 11..**



T-SHIRT
 UNISEX

100% cotton

Subtle is for other people! This t-shirt with »STIHL TIMBERSPORTS®« lettering is must-have for all fans of lumberjack sport. A casual-cut shirt made from pure cotton with finely ribbed round-neck collar, this piece is both striking and comfortable to wear.

Orange

Sizes **XS-XXL**
 Order number **0420 500 00..**

Black

Sizes **XS-XXL**
 Order number **0420 500 01..**



NEW
»LOGO CHEST« T-SHIRT
 UNISEX AND KIDS

100% cotton

Lumberjacks and fans, take note: If you want to declare your love of »STIHL TIMBERSPORTS®«, we have the perfect t-shirt in black, adorned with a logo print in STIHL orange and white. It's also very comfortable to wear - after all, even the most hardcore fan enjoys feeling something soft and cuddly on their skin.

Black

Sizes **XS-XXL**
 Order number **0421 300 10..**

Black

Sizes **98 - 104** **0421 300 2604**
110 - 116 **0421 300 2616**
122 - 128 **0421 300 2628**
134 - 140 **0421 300 2640**
146 - 152 **0421 300 2652**



ACCESSORIES



»TEC« SHORTS MEN

88% polyester, 12% elastane

Our »STIHL TIMBERSPORTS®« »TEC« gym shorts are the perfect choice for almost any type of sport. The breathable fabric makes them very comfortable to wear, while the elastic waistband ensures the perfect fit. The pattern of small crossed axes on the sides of these shorts emphasises their technical design.

Grey

Sizes **S-XXL**
Order number **0420 530 05..**

NEW »SCORE« SPORTS LEGGINGS WOMEN

86% polyester, 14% elastane

Leggings have long been celebrating their comeback - not just for sports, but in all leisure activities. Our high-waisted leggings with dynamic seams and shaped seams on the sides fit like a glove and look sporty yet chic.



Grey / orange

Sizes **XS-XL**
Order number **0421 222 01..**



BOXER SHORTS MEN

95% cotton, 5% elastane

Get even more »STIHL TIMBERSPORTS®«, with these close-fitting boxer shorts made from pure cotton. The »KISS MY AXE« lettering on the elasticated waistband completes the trendy design.

Black

Sizes **S-XXL**
Order number **0420 530 01..**

BOXER SHORTS SET OF 2 PAIRS MEN

100% cotton; waistband: 5% elastane

The classic, now in a check pattern. These boxer shorts are available in two different check designs, in a set of 2 pairs. The »KISS MY AXE« lettering on the elasticated waistband completes the trendy design.



Black / red

Sizes **S-XXL**
Order number **0420 530 08..**





»AXE« CAP UNISEX

100 % cotton

This black baseball cap with grey embroidered axe can be adjusted to fit any head size using the metal clip at the back. It's the perfect companion for the coming »STIHL TIMBERSPORTS®« season.

Black

Size Order number
One size fits all 0420 540 0013



»AXE BLACK« CAP UNISEX

100 % cotton

Cool monochrome look: black baseball cap in classic 5-panel design with top-stitched seams and black axe print on the front. »STIHL TIMBERSPORTS®« label on the snapback closure at the back, which can be used to adjust the cap to fit any head shape.

Black

Size Order number
One size fits all 0420 540 0017



»TIMBERSPORTS®« BASEBALL CAP UNISEX

100 % cotton

Pared back to the essentials! This black »STIHL TIMBERSPORTS®« baseball cap made from pure cotton is stitched with a large »STIHL TIMBERSPORTS®« logo. It's an unobtrusive statement accessory for any visit to the championships!

Black

Size Order number
One size fits all 0464 021 0084



»AXE« TRUCKER CAP UNISEX

100 % cotton; mesh: 100 % polyester

This black mesh cap features a printed 3D logo on the front with two striking crossed axes in vibrant orange. Open mesh structure at the back for optimal ventilation. The size of this trucker cap can be adjusted individually using the snapback closure - which also features the »STIHL TIMBERSPORTS®« label.

Black

Size Order number
One size fits all 0420 540 0018



»KISS MY AXE« TRUCKER CAP UNISEX

100 % polyester

From the streets to the woods: this classic trucker cap can be worn anywhere. In high-contrast black and white, the cap draws attention with the cool »KISS MY AXE« logo that adorns the front panel. This baseball cap is size-adjustable using a snapback closure.

Black / white

Size Order number
One size fits all 0464 021 0050



»KISS MY AXE« BEANIE UNISEX

100 % polyacrylic

A cool beanie with a cool message! The woven »KISS MY AXE« patch on the turned-up cuff of this understated cap made from fine knitted polyacrylic shows where your passion lies!

Black

Size Order number
One size fits all 0421 600 0008

NEW**»TIMBERSPORTS®«
MULTIFUNCTIONAL SNOOD****100% polyester**

Small details such as the crossed axes and the »STIHL TIMBERSPORTS®« logo make this multifunctional snood a real eye-catcher! Made in Germany.

BlackDimensions **approx. 50 x 24.5 cm**Order number **0421 600 0032****SPORTS BAG**

Keep everything close to hand - during training, competitions, or at the gym: this »STIHL TIMBERSPORTS®« sports bag is always the perfect companion. Thanks to the large main compartment, closable interior compartment, and additional shoe compartment, everything has its place in this training bag.

BlackDimensions **60 x 30 x 30 cm, approx. 54 l volume**Order number **0420 560 0000****FAN SCARF****100% polyacrylic**

For true fans! Black jacquard knitted scarf with knitted »STIHL TIMBERSPORTS®« logo and axes in orange and white.

BlackDimensions **approx. 150 cm x 15 cm**Order number **0420 560 0002****»COMPACT«
SPORTS BAG**

Our sports bag can fit everything you need when playing sports. The bag can be carried in your hand using the short handles, or directly on your shoulder using the length-adjustable strap. The subtle »STIHL TIMBERSPORTS®« emblem completes the look of this bag.

BlackDimensions **25 x 50 x 23 cm**Order number **0420 560 0006****»AXE« BELT****100% cotton**

A perfect hold and the perfect look: this belt not only ensures that jeans and work trousers stay put, but also features a large metal buckle with milled crossed axes that is sure to turn heads. The casual belt is easy to shorten and will not fray thanks to its durable metal buckle.

BlackLength **120 cm (can be shortened)**Order number **0464 081 0030**



»TIMBERSPORTS®« SHEET METAL SIGN

Hang it on the wall! A must-have for all lumberjack enthusiasts. A high-quality sign with four drilled holes for attaching to the wall.

Dimensions **approx. 30 × 40 cm**
Order number **0420 560 0003**



REGISTRATION PLATE HOLDER

A different approach to kitting out your car! Our black registration plate holders with lockable frame and high-quality hinge are made from sturdy ABS plastic with a »STIHL TIMBERSPORTS®« design. They are designed for German license plates with raised rim and the dimensions 112 × 520 mm. Twin pack.

Order number **0420 560 0008**



NEW SET OF 3 »TIMBER- SPORTS®« SILICONE STICKERS

100% polyester

Three woven stickers with silicone backing, reusable.

Order number **0421 600 0015**



COFFEE-TO-GO CUP

The coffee-to-go cup made from porcelain in »STIHL TIMBERSPORTS®« design not only looks great but is also practical: with a volume of 300 ml and a lid and sleeve made from insulating silicone, this reusable coffee cup will keep your favourite drink hot.

Black
Capacity **300 ml**
Order number **0464 283 0000**



NEW »AXE« HAND TOWEL

100% cotton

This stylish grey hand towel with striking crossed axes design is the perfect complement to the matching bath towel. Great for home or the swimming pool, this soft-touch, fluffy hand towel is highly absorbent.

Grey
Dimensions **approx. 50 × 100 cm**
Order number **0421 600 0049**



»AXE« BATH TOWEL

100% cotton

Whether at the beach, at the sauna or in the bathroom, our stylish grey bath towel with woven design in dark grey will always come in handy. And that's not all – it also soft and fluffy and ultra-absorbent.

Grey
Dimensions **approx. 70 × 140 cm**
Order number **0420 560 0004**



NEW »TIMBERSPORTS®« NOTEBOOK

For STIHL TIMBERSPORTS® fans who have to spend their working days wielding a pen rather than an axe: the »TIMBERSPORTS®« notebook with crossed axes on the flexible cover. The natural cover material, jeans label and FSC-certified recycled paper make this book both tactile and eye-catching. The notebook measures 16.5 × 22 cm and is made in Germany. For better orientation when writing, the inside pages have a dot grid and small crossed axes. The notebook also has two bookmark ribbons.

Black
Dimensions **16.5 × 22 cm**
Order number **0421 600 0055**



WRISTWATCH

This wristwatch in »STIHL TIMBERSPORTS®« design is a must-have for outdoor activities. The housing, made from solid stainless steel, nylon strap, and watch glass made from hardened Crystex make this sports watch particularly robust. Its minimal design means it can also be worn as a classic men's watch. Made by Jacques Lemans.

Order number **0464 585 0040**



BALLPOINT PEN

Our fan ballpoint pen with matte soft-touch finish and metal tip is the icing on the cake for any »STIHL TIMBERSPORTS®« fan! Ink: black.

Black
Order number **0464 516 0060**



SEAT CUSHION

Even the most hardcore fan likes to be comfortable! That makes our 34 cm diameter cookie seat cushion the perfect accessory for any competition. Practical design with Velcro and hanging loop.

Brown
Dimensions **Ø 34 cm**
Order number **0464 765 0010**



TECHNOLOGY HIGHLIGHTS IN DETAIL

CORDLESS POWER TOOLS

Cordless models

STIHL power tools that feature innovative cordless technology are indicated by a battery symbol. By means of the added battery-type designation, this symbol illustrates which of the various cordless systems each product belongs to. All batteries contain only selected lithium cells. They can be fully recharged up to 1,200 times with only a slight loss of capacity. The precise designation is based on the battery type and area of application as well as the type of battery build and performance.

AI Power tools in the AI-Line feature a built-in lithium-ion battery and are charged using mains voltage. For added convenience, the charge status can be displayed by means of several LEDs.

AS For models in the AS-System, a type AS lithium-ion battery is used across all power tools. For added convenience, at the push of a button the charge status can be displayed by means of several LEDs on the power tool (except on the HSA 25).

AK For devices in the AK-System, a replaceable AK lithium-ion battery can be interchangeably used in all power tools across the range. For added convenience, the charge status can be displayed by means of several LEDs.

AP The AP-System covers very high-performance cordless power tools for daily professional use, such as those used in landscaping, garden maintenance, and tree maintenance. AP and AR L batteries, which are compatible with AP-System power tools, deliver additional power and long battery life. An overview of the batteries recommended for AP-System power tools can be found on pages 54–55.

Battery quick-charge system

The charging process used in our quick chargers shortens the total charging time needed by up to 30% compared with a standard charger that uses the same charging current. The process also guarantees gentle charging without overloading the battery.

Activation key



It is only possible to commission devices that have an integrated battery if you have an activation key. Removing the key shuts off the power supply to the power tool. The power tools can be cleaned, stored and transported in this state.

STIHL EC technology



The brushless electric motor (EC) from STIHL is energy-efficient and almost wear-free thanks to features including the upstream STIHL EC electronics. As an intelligent switching centre, it detects the battery plugged into the tool at any point in time, and supplies the EC engine with the right power output for the battery. This ensures that the tool always has the optimum power output available – and does so consistently throughout the battery draining process.

Use in the rain



All cordless power tools from the STIHL AP-System have been designed for professionals and daily use, including in adverse weather conditions. All products with this symbol can therefore also be used in the rain. The guard has been certified as splash-proof following extensive and demanding internal testing.

IPX4



STIHL cordless power tools with this symbol are also certified according to the IPX4 protection rating. The standard confirms that the products are resistant to water splashing from any direction, as already proven by internal testing.

Keep the batteries out of salty environments and away from contaminated liquids. Dry the battery and tool after use. In general, chargers should only be used in dry areas.

Use without ear protection



Cordless technology makes these tools ideal for noise-sensitive areas such as hospital gardens, parks and residential areas. Please note the information in the user manual.

CHAINSAWS AND POLE PRUNERS

PETROL CHAINSAWS

Master control lever

All functions, such as start, run and stop, can be operated with just one hand.

Electrically heated handles



Electrically heated handles keep your hands warm, which means better grip and greater ease of use in winter. No-maintenance, wear-free heating strips in the front and rear handle can be activated via a switch as required to keep the handles warm and dry.

Electric carburettor heating



The electrically heated carburettor with temperature-dependent on and off control prevents the carburettor from icing up in winter mode.

Ergonomic handle design

Allows easy handling of the saw in any working position.

Felling guide

Raised lines that act as a felling guide have been integrated into the chainsaw design for better directional control during felling.

HD2 filter



The HD2 filter is made from polyethylene filter material with up to 70% finer pores than fleece and polyamide filters. As a result, it even traps very fine dust. It is also oil- and water-repellent. The PET-covered round filter cartridge with quick-release lock enables the filter to be assembled and disassembled in next to no time, and without needing to use tools.

Rear hand guard

Protects the user's rear hand against branches or parts of the saw chain if they come off or break.

Compensator

This keeps the fuel-air mix constant even when the air filter becomes increasingly dirty.

Long-life air filter system

A STIHL chainsaw with long-life air filter system features both routing and an HD2 air filter. This arrangement means a significantly longer filter service life than in traditional filter systems. A long-life air filter system ensures a long service life for the engine and prevents premature wear to the pistons and cylinder, as well as protecting against contamination of the combustion air drawn in.

Magnesium piston

In a world first, STIHL has built a magnesium piston into the MS 400 C-M. It weighs 20 g less than a comparable aluminium piston, corresponding to a weight reduction of 25% purely from this central component. The use of this lightweight material along with light construction throughout means the MS 400 C-M has a motor weight of just 5.8 kilograms, resulting in a remarkable power-to-weight ratio of less than 1.5 kilograms per kilowatt. At the same time, the new component also gives the machine an extraordinarily high maximum speed, helping you make quick progress in your work, particularly when delimiting.

Manual fuel pump



STIHL chainsaws and pole pruners with manual fuel pump feature an improved start-up sequence and require a reduced number of starting pulls.

Pressing the primer fills the carburettor control chamber with fuel. This ensures that there is sufficient fuel present to create an ignitable air-fuel mix on starting, requiring significantly fewer starting pulls.

Controlled-delivery oil pump

Different bar lengths, wood types and work techniques require different amounts of oil. The controlled-delivery oil pump allows the user to adjust the amount of oil based on exactly what is needed.

Side-mounted chain tensioning



Side-mounted chain tensioning makes it easy to tension the chain.

Plunge guide



For better directional control during plunge cutting jobs, raised lines that act as plunge guides have been integrated into the start-up mechanism design.

STIHL 2-MIX engine



The STIHL 2-MIX engine is both powerful and economical. Separating the exhaust emissions from the unburnt gas minimises flushing losses, thereby

increasing power output while reducing consumption.

STIHL anti-vibration system



Precisely calculated buffer zones minimise the transfer of engine and saw chain vibrations to the front and rear handles. This means the chainsaw runs noticeably

more smoothly. This allows the user to save their strength and work longer.

STIHL ElastoStart



Due to the compression pressure, shock loading occurs when starting combustion engines. The damping element in the STIHL ElastoStart special

shock absorber grip alternately absorbs and releases force according to the compression pattern. The result is smooth, even starting.

STIHL ErgoStart



A smooth pull on the starter cord tensions the spring against the compression pressure. Stresses caused by jerky movements are avoided. The spring delivers the

stored energy to the crankshaft once the maximum compression pressure has been exceeded and the piston moves downwards again. The engine starts first time, allowing the starter cord to be pulled around two-thirds slower.

STIHL Injection



Injection technology enables very easy operation. The combi-lever is no longer required - all the user needs to switch off the tool is a stop button. Fully electronic engine management with sensor-supported characteristic mapping guarantees outstanding engine performance and excellent acceleration in all usage conditions. The control unit uses real-time measurement to calculate the precise fuel quantity and ideal ignition timing. Fuel is injected directly into the crankcase by the injection valve. The unique combination of lightweight engineering and cutting-edge engine technology ensures the best power-to-weight ratio in the market, combined with a compact design.

STIHL quick chain tensioning



The saw chain can be tensioned quickly and easily simply by turning the adjusting wheel without the need for tools.

Turn the adjusting wheel to the left to loosen the saw chain, turn it to the right to tighten the saw chain. The guide bar is automatically secured in place when the sprocket cover is re-tightened.

STIHL M-Tronic



Fully electronic engine management regulates the ignition timing and fuel dosing in all operating states, taking into account external conditions

such as temperature, altitude and fuel quality. It consistently ensures optimum engine performance, constant maximum engine speed and very good acceleration. No manual carburettor adjustment is necessary with STIHL M-Tronic. For a cold start STIHL M-Tronic only needs one start position on the combi-lever. After starting, you can immediately power up to full speed. The amount of fuel required is precisely calculated by the system and supplied as needed. Otherwise you start as usual in position I. STIHL M-Tronic also remembers the settings from the last time the tool was used. So when external conditions are the same, full engine performance is available immediately after you restart.

Stop button function



After the machine is turned off, the control lever immediately moves back into its operating position. This allows a warm machine to be started again immediately.

Transparent fuel tank

Allows the user to quickly and easily check the fuel level without having to open the fuel tank.

Routing



Routing in STIHL chainsaws serves to pre-clean the air, thereby taking a significant strain off downstream filter systems.

The intake air is first set into rotation by the fan; the larger and heavier particles that have also been picked up are propelled outwards in this process. The pre-cleaned air is then conveyed behind the fan wheel via the routing channel to the air filter, i.e. the HD2 air filter in the chainsaw. The routing process is easy to maintain and user-friendly, with no special care required.

Tool-free fuel caps

Special caps allow you to open and close the tank caps quickly, easily and without tools.

ELECTRIC CHAINSAWS

Overload protection



In case of overload, the electric motor switches off automatically to protect against damage from overheating. On the MSE 141 to MSE 210 tools, an overload button is activated. If the knob is pressed after a short period of waiting, the machine can be restarted. The MSE 230 and MSE 250 have electronic monitoring for the engine temperature. If this temperature is too high, a red LED lights up, indicating the corresponding status. After approximately one minute, the engine has cooled again and the LED goes out. The chainsaw can be restarted.

CUTTING ATTACHMENTS

SAW CHAINS

Hardened rivets



Every rivet in a STIHL saw chain is induction-hardened, a process that alters the properties of the metal. The rivets therefore become harder and more resistant to wear.

Smooth joint borings

A special stamping technique is used to provide STIHL joint borings with a mirror-smooth finish. This improves the running properties of the chain and increases service life.

Hard chrome coating



All STIHL chainsaw teeth are made of special steel. A chrome coating is galvanised onto the cutter top plates for high resistance against wear. This means the teeth stay sharp for longer.

Stretching

The final production step for every STIHL saw chain involves exposure to a high and constant tensile load. During first use, this "stretching" reduces any subsequent elongation of the chain to a minimum, as well as increasing its durability and minimising wear and tear.

STIHL Oilomatic lubrication system

Narrow oil channels in the saw chain links funnel chain lubricant directly into the wearing joints of the chain.

Recesses in which chain lubricant can collect are stamped into both ends of the drive links. This allows better distribution of the oil over the sliding surfaces of the guide bars and improves lubrication by 10% as compared to tools without recesses on both ends.

GUIDE BARS**Replaceable bar nose**

Should the bar nose wear out, it can be easily replaced entirely including the roller bearings (on Rollomatic ES and Rollomatic ES Light guide bars).

Lightweight guide bars

The STIHL E Light and ES Light lightweight guide bars differ in their design. The E Light guide bars are made of electrically welded steel plates, extensively hollowed out and filled with fibreglass-reinforced polyamide. This makes the bars particularly light. With ES Light bars, the spaces are cut out and then welded using a special laser process. This produces an extremely stable hollow body with a rigid outer structure and substructure. Both designs offer appreciable savings in weight and improved chainsaw balance. Your chainsaw's centre of gravity shifts towards your body, noticeably reducing the load on your spine.

Bar length

The actual cutting length is shorter than the specified bar length and varies depending on the chainsaw model.

STIHL Ematic System

Compared to conventional cutting attachments without Ematic, the STIHL Ematic system reduces the consumption of chain lubricant by up to 50%, depending on the type of wood and the cutting attachment used. The system comprises a STIHL Ematic or Ematic S guide bar, a STIHL Oilomatic saw chain and a variable-flow or reduced-flow oil pump in the chainsaw. It results in virtually every drop of chain lubricant being delivered to precisely where it's needed.

Sprocket nose with sealed roller bearings

The sealed bearings keep out dirt and grime. Less maintenance is required because the included lubrication lasts for the entire service life of the guide bar. This increases the service life of the bearings by up to 80% compared to open bearings with an oil hole. The sprocket nose is replaceable.

HEDGE TRIMMERS AND LONG-REACH HEDGE TRIMMERS**Screw-on tip protector**

This T-shaped component made from sheet steel is attached to the end of the cutter bar with two screws. It protects the blade from contact with the ground or wall and can be replaced easily if it becomes worn.


Lightweight gear system

Magnesium is an important material in STIHL chainsaws. It is around a third lighter than aluminium and features high strength in relation to its weight. In comparison to other metals, magnesium can be processed very precisely in the die-casting process, for example in engine casings. This makes it just the right material from which to design and manufacture a lightweight yet robust transmission unit. It can also be recycled – worn-out parts can be melted down and reused with no loss of quality.

Manual fuel pump

STIHL petrol hedge trimmers and long-reach hedge trimmers with manual fuel pumps are easier to start, as they require fewer pulls on the starter cord.

Pressing the primer fills the carburettor control chamber with fuel. This ensures that there is sufficient fuel present to create an ignitable air-fuel mix on starting, requiring far fewer starting pulls.

STIHL ErgoStart

A smooth pull on the starter cord tensions the spring against the compression pressure. Stresses caused by jerky movements are avoided. The spring automatically releases the stored energy to the crankshaft, starts it moving and ensures that the engine will start reliably. This allows the starter cord to be pulled two-thirds slower.

Tool-free fuel caps

Special caps allow you to open and close the tank caps quickly, easily and without tools.

HEDGE TRIMMERS**Rotating multi-function handle**

The rotating control handle allows an optimum grip position for every job – for simple and reliable operation.

Pruning version (R), HS 82 R and HSA 94 R

For extensive pruning or clearing of large, thick hedges:

- Wide tooth spacing
- Large teeth
- Gear ratio coordinated for high cutting power

**Trimming version (T), HS 82 T and HSA 94 T**

For perfect trimming and contouring:

- Narrow tooth spacing
- Small teeth
- Gear ratio tailored for a high stroke rate

**LONG-REACH HEDGE TRIMMERS****Shaft lengths as needed**

Long-reach hedge trimmers with long shafts are primarily used for high and wide hedges. The shorter K versions with extended shaft handle are handy tools for working on hedges that are low to the ground.

STIHL ECOSPEED

With the STIHL ECOSPEED function, you can use your long-reach hedge trimmer in a more economical operating mode. Simply turn the wheel to the minus position to reduce the maximum engine speed. This keeps your long-reach hedge trimmer running at part throttle; however, despite this limited setting, you can shift to full throttle when necessary by pressing the throttle lever. Operating at part throttle reduces fuel/energy consumption and means you can work for much longer on one tank of fuel or a single battery charge.

Quick-release cutter bar adjustment system

The cutter bar can be adjusted in two directions, by up to 130° (HL 91), up to 145° (HL 94, HLA 135), up to 115° (HLA 66, HLA 86), up to 135° (HLA 56), up to 125° (HLE 71), and can also be folded and locked parallel to the shaft for transport.

Loop handle

The compact loop handle is made from durable black plastic. The nearly 180° curve allows the handle to be adjusted to different positions, particularly when working in areas where space is limited.

KOMBISYSTEM AND MULTISYSTEM

Automatic decompression


The decompression system reduces the compression pressure and thereby also the effort required to pull the starter cord, so the engine can be started more easily.

Loop handle (R) with barrier bar



The barrier bar on the loop handle prevents feet and legs from coming too close to the moving blades or mowing heads.


Quick-release coupling with tommy screw



The innovative quick-release coupling feature enables all KombiEngines and KombiTools to be quickly separated and reassembled - no tools required.

CONCRETE CUTTERS AND CUT-OFF MACHINES

STIHL 2-MIX engine



The STIHL 2-MIX engine is both powerful and economical. Separating the exhaust emissions from the unburnt gas minimises flushing losses, thereby increasing power output while reducing consumption.

STIHL ElastoStart

Due to the compression pressure, shock loading occurs when starting combustion engines. The damping element in the ElastoStart special shock absorber grip alternately absorbs and releases force according to the compression pattern. The result is a smoother start.

CONCRETE CUTTERS

Rubber guard

When cutting walls, this large rubber guard protects the engine casing when the guide bar is fully submerged.

CUT-OFF MACHINES

Electronic water control



The user can activate the electronic water control system by pressing a button while the engine is running. The water then switches on and off during cutting automatically, depending on the engine speed. The water volume can be regulated by simply pressing the plus/minus buttons. The result: perfect dust suppression at the push of a button. The memory function ensures that after the engine is restarted, the same amount of water is automatically supplied as was set for your most recent application. Users can restart work immediately without having to apply any settings, even after long breaks.

Semi-automatic belt tensioning

Gentle, consistent re-tensioning increases the service life of the belts and bearings.

Long-life air filter system with cyclone air routing



The innovative cyclone routing system means no more daily filter cleaning and an extremely long filter service life. It ensures that, even during the first filtering stage, approximately 80 % of dust particles in the air are removed. Unlike conventional systems, these particles do not collect in the foam filter, but are separated by the cyclone routing system and vented back into the outside air.

Quick-mounting system

This system allows for quick and easy mounting and dismounting of the cut-off machine on the STIHL cart. No tools are required.

Protection segments in abrasive cutting wheels

When cutting asphalt, the protection segment protects the other segments from excess wear affecting the laser weld that joins the segments to the steel blade. In addition, the protection segments prevent uneven wear to the left and right of the segments, meaning that the cutting wheel is prevented from jamming when cutting.

STIHL Injection

Injection technology enables very easy operation. The combi-lever is no longer required - all the user needs to switch off the tool is a stop button. Fully electronic engine management with sensor-supported characteristic mapping guarantees outstanding engine performance and excellent acceleration in all usage conditions. The control unit uses real-time measurement to calculate the precise fuel quantity and ideal ignition timing. Fuel is injected directly into the crankcase by the injection valve. The unique combination of lightweight engineering and cutting-edge engine technology delivers the best power-to-weight ratio on the market, combined with a compact design.



Tool-free fuel cap

The fuel cap is easy to open with a press and turn motion even when wearing gloves. Thanks to its design and the double seal, the fuel cap cannot be opened accidentally and dirt particles cannot get into the fuel tank.

STIHL QuickStop cutting wheel brake

If the operator uses enhanced guard adjustment during cutting, the cutting wheel can be accessed at the top. In this working method, the user is supported by the STIHL QuickStop cutting wheel brake. If sufficient resistance results in kickback, the cutting wheel is stopped in a fraction of a second, triggered by a sensor.

Cutting depth adjuster

This allows for precise adjustment of the cutting depth from the upper handlebar.

ROBOTIC MOWERS, LAWN MOWERS AND SCARIFIER

ROBOTIC MOWERS

Dynamic mowing plan

The iMOW® robotic mower's weekly active time is displayed and organised in the dynamic mowing plan. Within this active time, robotic mowers perform their work and charge their batteries on a flexible basis. If they interrupt mowing due to rain for example, they independently complete the task later within the specified timeframe.

LAWN MOWERS

Blade-brake coupling

Blade-brake coupling is used in the top-of-the-range petrol lawn mower models. It uncouples the blade from the engine in such a way that the lawn mower drive can be used without the blade operating. The grass catcher box can also be emptied without the engine needing to be restarted. In addition, blade-brake coupling guarantees effective crankshaft protection.

Comfort handlebar



Comfort handlebars can be adapted to different user heights with no need to use tools, enabling ergonomic working. The foldable stem of the handlebar means that lawn mowers with this feature can be transported more easily and take up less space for storage. This special design also makes it easy to remove the grass catcher box.

Multi-blade

The shape of the multi-blade enables cuttings to be simultaneously caught, ejected, or mulched - meaning it's no longer necessary to change the blade. The blade shreds the grass and passes it on in an air stream or - for mulching - distributes it evenly over the green area.

Fill-level display

The airflow generated by the blade raises the fill-level display. If the basket is full, the airflow stops. If there is too little airflow, the fill-level indicator returns to an idle state, indicating that the collection box needs to be emptied. The fill-level indicator will only work without restriction if there is optimum airflow. External influences such as wet, dense or tall grass, low cutting levels, dirt or similar may restrict the airflow and prevent the fill-level display from functioning properly.

Super-soft handle

With its pleasant feel, the ergonomic super-soft handle ensures a comfortable mowing experience, while also preventing signs of fatigue.

Vario wheel drive

The speed of the wheel drive can be adjusted regardless of the engine speed, meaning that the cutting and catching performance remain constant.

The drive features infinitely variable adjustment, controlled via a lever on the bar or on the comfort handlebar.

**GRASS TRIMMERS, BRUSHCUTTERS AND CLEARING SAWS****Automatic decompression**

The decompression system reduces the compression pressure and thereby also the effort required to pull the starter cord, so the engine can be started more easily.

STIHL ECOSPEED

With the STIHL ECOSPEED function, you can use your clearing saw in a more economical operating mode. Simply turn the wheel to the minus position to reduce the maximum engine speed. This keeps your clearing saw running at partial load; however, even from this limited setting you can shift to full capacity when necessary by pressing the throttle lever. Operating at partial load reduces fuel/energy consumption and means you can work for much longer on one tank of fuel or a single battery charge. The centrifugal force is also noticeably lower when running at part throttle compared to full throttle, making the power tool easier to control.

Ergonomic bike handle

The bike handle enables a natural sweeping movement when mowing and is always the best choice for mowing larger areas. Combined with an

ADVANCE PLUS universal harness or ADVANCE PLUS forestry harness and the appropriate tool, mowing is even easier.

Mowing lines

Mowing lines are available in different shapes and strengths for different applications. Some of our mowing lines feature a spiral groove which makes them

quieter than conventional round mowing lines. The indentations in the surface of the line interrupt the otherwise uniform air stream. This generates turbulence, so the whistling effect is reduced and mowing becomes considerably quieter.

Bike handle adjustment

The central clamp enables the ergonomic bike handle to be easily adjusted without tools to match the height of the user.

The handle can be rotated by 90°, making it more compact for transport and storage.

STIHL 2-MIX engine

The STIHL 2-MIX engine is both powerful and economical. Separating the exhaust emissions from the unburnt gas minimises

flushing losses, thereby increasing power output while reducing consumption.

STIHL 4-MIX® engine

The STIHL 4-MIX® engine uses the standard petrol-oil fuel mixture (50:1). The petrol-oil mix is distributed throughout the engine via a bypass channel in the cylinder head, ensuring comprehensive lubrication. This mix-lubricated system avoids the need for components such as an oil pump, sump and oil tank.

STIHL ElectroStart

Enables users to restart the power tool quickly and easily at the push of a button, at temperatures above 0°C, without having to take it off their back first.

STIHL M-Tronic

Fully electronic engine management regulates the ignition timing and fuel dosing in all operating states, taking into account external conditions

such as temperature, altitude and fuel quality. It consistently ensures optimum engine performance, constant maximum engine speed and very good acceleration. No manual carburettor adjustment is necessary with STIHL M-Tronic. For a cold start STIHL M-Tronic only needs one start position on the combi-lever. After starting, you can immediately power up to full speed. The amount of fuel required is precisely calculated by the system and supplied as needed. Otherwise you start as usual in position I. STIHL M-Tronic also remembers the settings from the last time the tool was used. So when external conditions are the same, full engine performance is available immediately after you restart.

**TILLERS****Anti-vibration system**

The anti-vibration system is integrated into the bar fixing. It reduces vibrations on the bar, which also means that less effort is required when guiding the tool.

Shredder blades

The shredder blades have a specially developed shape and dig over the ground as efficiently as possible in an optimised engagement sequence.

**MISTBLOWERS AND SPRAYERS****Fan jet nozzle**

- For spraying large areas and rows
- Suitable for flowerbeds as well as fruit and vegetable growing in greenhouses and gardens
- Ideal for spraying large areas with insecticides, herbicides and fungicides

Hollow cone nozzle

- For spraying bushes, trees and individual plants
- Perfect for applying insecticides, herbicides and fungicides to individual garden plants
- The nozzle allows you to spray plants and leaves from above or below

Adjustable nozzle

- Can be adapted to changing conditions and different applications
- The spray angle can be variably adjusted for an optimum spraying pattern, from full jet (0°) to a hollow cone (90°)

Full cone nozzle

- For treating individual plants
- Ideal for fine dosing e.g. protective agents for wilderness areas, or herbicides
- Suitable for applying release agents in the construction industry

STIHL anti-vibration system

The STIHL anti-vibration system reduces the amount of engine vibrations transmitted to the harness. This reduces the strain on the user's back muscles.

**EARTH AUGERS****Multi-function handle**

The ergonomically shaped multi-function handle is built into the handle frame on the earth auger. The stop button, idle and throttle cable can be operated with one hand.

QuickStop drill brake

If the drill jams in the ground, the QuickStop drill brake is engaged by the user's thigh and stops the drilling tool immediately. It also acts as a reverse rotation lock. A jammed drill can be easily removed from the drill hole by turning it in a counter-clockwise direction.

STIHL 4-MIX® engine

The STIHL 4-MIX® engine uses the standard petrol-oil fuel mixture (50:1). The petrol-oil mix is distributed throughout the engine via a bypass channel in the cylinder head, ensuring comprehensive lubrication. This mix-lubricated system avoids the need for components such as an oil pump, sump and oil tank.

CLEANING SYSTEMS

BLOWERS

Gutter-cleaning set



At around 3 metres long, the practical gutter cleaning set for blowers and vacuum shredders allows you to clean gutters, even those that are hard to reach.

Catalytic converter

Significantly reduces the amount of pollutants in the exhaust emissions.

Manual fuel pump

STIHL blowers with manual fuel pumps allow improved starting with a reduced number of starting pulls. Pressing the primer fills the carburettor control chamber with fuel. This ensures that there is sufficient fuel present to create an ignitable air-fuel mix on starting, requiring far fewer starting pulls.

STIHL ElastoStart

Due to the compression pressure, shock loading occurs when starting combustion engines. The damping element in the STIHL ElastoStart special shock absorber grip alternately absorbs and releases force according to the compression pattern. The result is smooth, even starting.

STIHL ElectroStart

Enables users to restart the power tool quickly and easily at the push of a button, at temperatures above 0°C, without having to take it off their back first.

VACUUM SHREDDER

Star-shaped shredder



The star-shaped shredder made of high-quality steel ensures reliable shredding of cuttings in the SH 56 and SH 86.

SWEEPING MACHINES

The STIHL MultiClean represents a clever sweeping system.

The circular brushes brush up debris in front of the sweeping machine before it can get caught underneath.

HIGH-PRESSURE CLEANER

Aluminium telescopic handle



The aluminium telescopic handle can be retracted for easy transportation and to save storage space.

Anti-twist coupling

Prevents the high-pressure hose from twisting. This means its full length can always be used.

Double lance holder

For easy storage of both spray lances with fan jet nozzle and rotary nozzle on the tool.

Fold-out front cover



The integrated nozzle holders under the front cover provide a dirt-free storage place for rotary and fan jet nozzles. This also ensures quick access to both nozzles when needed.

Pressure gauge



With the pressure gauge, you can always see the current operating pressure.

PLUS models



Design variants with "PLUS" in the model name have an integrated hose reel for convenient and safe storage of the high-pressure hose. The crank handle can be folded in for transport and storage.

Detergent measuring system

The measuring system allows you to conveniently add the correct quantity of cleaning agent to the water. This is both eco-friendly and very economical. All models with a detergent tank can also be connected to external detergent tanks for the supply of detergent.

Safety shutdown

If a high-pressure cleaner is switched on but has not been used for 30 minutes, the safety shutdown feature automatically disconnects it from the power supply.

Flat textile hose with holder



Lighter and more flexible low-pressure hose for connecting the high-pressure cleaner to a tap. Using the holder supplied, the flat textile hose can be easily rolled and unrolled and compactly stored directly on the machine. This means the high-pressure cleaner is quickly ready for use.

WET AND DRY VACUUM CLEANERS

Adapter for power tool use



This adapter allows the electric power tool to be directly connected to the vacuum hose. Dust and dirt is then vacuumed up immediately while sawing or grinding.

Stainless steel handle with quick-release coupling

The standard quick-release coupling makes it possible to quickly and easily attach the suction hose to the handle.

Multiple filter system

An even higher degree of filtration is achieved by combining the filter bag and filter element.

Delayed shutdown

If the vacuum is switched on via the automatic switch-on function, it will continue running for a brief period after the electric power tool has been turned off. This ensures that any remaining grit and shavings are removed from the hose.

Soft start-up

The soft start-up limits the initial current when the vacuum is switched on, which increases the engine's service life.

GARDEN SHREDDERS

BRS turning technology

The rotational direction of the shredder blades can be changed using a dial. Hard shreddable materials such as branches are shredded in the clockwise direction, whereas powerful blades in the anti-clockwise direction convert plant residue into compostable mass. Handling different shreddable materials in this way effectively protects the blades.

PERSONAL PROTECTIVE EQUIPMENT (PPE)

Regulation (EU) 2016/425 - safe personal protective equipment

STIHL PPE products fulfil the health and safety requirements of Regulation (EU) 2016 / 425. PPE products are divided into 3 risk categories:

- Category 1: PPE for protection against minimal risks
- Category 2: PPE for protection against risks that are not covered by category 1 or 3
- Category 3: PPE for protection against risks that may cause very serious consequences such as death or irreversible damage to health

PPE products in category 3 are subject to annual monitoring by the notified body (identification number follows the CE marking).

EN ISO 11393 Cut protection clothing



STIHL cut protection clothing is mostly made from cut protection materials developed exclusively for STIHL. STIHL cut protection clothing is tested by the very prestigious European SMP or KWF testing institutes. The cut protection material is light, breathable and features several layers. If the saw chain penetrates the top layer, bundles of fibres are ripped out and will block the sprocket. This stops the chain and dramatically reduces the risk of injury. STIHL cut protection products are identified in this catalogue by the following icons:



Tested in accordance with EN ISO 11393



Tested based on EN ISO 11393

Important note:

Personal protective equipment cannot provide absolute protection from injury. Nor is it a substitute for safe working practices. It is therefore essential to follow the instructions in the user manuals for both personal protective equipment and the relevant power tool, as well as the applicable national accident prevention regulations.

Cut protection areas on cut protection clothing

The cut protection areas on cut protection clothing are represented by the following icons in accordance with EN ISO 11393. There are a number of different cut protection classes (the specified chain speed is only one parameter involved in testing in accordance with EN ISO 11393 and does not necessarily correlate with a hand-held chainsaw operated at the same chain speed):

- Cut protection class 0 (16 m/s)
- Cut protection class 1 (20 m/s)
- Cut protection class 2 (24 m/s)
- Cut protection class 3 (28 m/s).

The KWF recommends cut protection class 1. An overview of the key product features can be found on page 380.

Design A



Design B



Front / back

Design C



Design B



Complete front section with cut protection, back section arm only and up to the shoulder.

EN ISO 20471 High-visibility clothing

This standard specifies the minimum surface area for high-visibility colour (for visibility during the day) and retro-reflective strips (for visibility at night) and categorises these into three classes, where class 3 represents the highest visibility. Wearing a jacket and trousers together raises the class by increasing the amount of high-visibility colour and reflective strips. Example:



2 = High visibility colour and retroreflective material: here EN ISO 20471 class 2

EN 343 rain protection

STIHL outdoor wear provides protection against rain and wind when working outdoors, and is comfortable to wear because the material allows evaporated sweat to pass through it. EN 343 specifies two parameters: water resistance (top number) and water vapour permeability (bottom number). Both are measured in three levels, where class 3 is the most waterproof. The seams are watertight. Example:



Water resistance:
3 = here EN 343 class 3
Steam resistance:
3 = here EN 343 class 3

UV protection

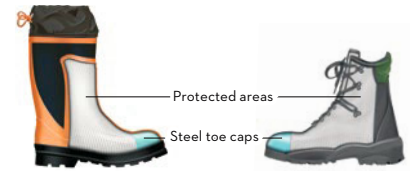


The UV protection factor (UPF) indicates how long a user wearing sun protection or UV protection clothing can stay out in the sun without risking skin damage. The UPF is comparable to the sun protection factor (SPF) used in the classification of sun-screen. For example, a person with skin type 1 wearing UPF 20 fabric clothing can stay exposed to the highest possible intensity of sunlight for 20 times as long, without experiencing skin damage. The scale used by the EN 13758-2 standard has a maximum protection level of UPF 40. However this is exceeded by the UV Standard 801 scale.

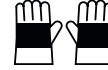
SNR value

Simplified Noise Reduction is the general noise reduction provided by ear protection. The higher the SNR value, the better the noise reduction. The M noise reduction value is crucial for STIHL power tools.

Cut protection areas on chainsaw boots



Cut protection areas on cut protection gloves



Shape A: The stipulated protected area in five-finger gloves is the palm and back of the hand, but there is no protective material in the finger and thumb areas.

HAND TOOLS AND FORESTRY ACCESSORIES

Anvil cut



The cutting blade makes direct contact with the wide counterblade. The wide counterblade is therefore called the "anvil". Lateral forces are barely utilised, meaning that straight, dead and hard wood can be very easily cut through. With soft, fresh cuttings, the underside of the bark can be pulled out before cutting.

Bypass cut



With this principle, the blade and anvil pass flush against each other during cutting. The cut created in this way is consistently flat, without crushing the cuttings. The bypass cut should generally be preferred for green cuttings. Due to the comparatively high level of force required for cutting, trimmers with an anvil cut should be used when working for extended periods with harder wood.

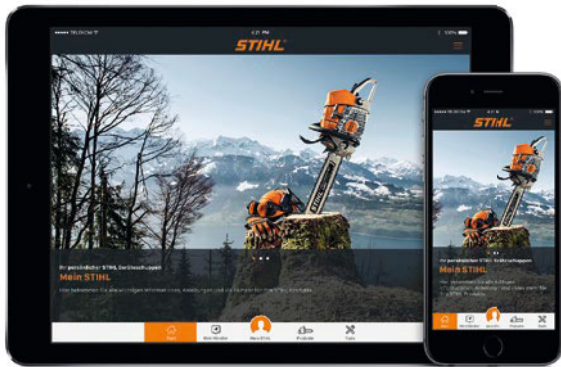
Impact protection sleeve and bolted safety plate



The handle and head form an inseparable unit thanks to the combination of the long steel handle protection sleeve, ring wedge, safety plate and safety screw. The result is an extremely stable join with excellent advantages:

- Long tool service life - which means excellent value for money
- Outstanding work safety

EXPERIENCE STIHL QUALITY - ONLINE



THE STIHL APP

Mobile, interactive and up-to-date: the free STIHL app is a universal tool for when you're out and about. Benefit from valuable expertise and services relating to the STIHL product range. Practical tools such as an interactive user manual for your new STIHL product, mixture calculator for determining the perfect mixing ratio of petrol to oil, and even an intuitive dealer search are mobile assistants that will make your day-to-day life easier.

THE STIHL NEWSLETTER

Subscribe to the STIHL newsletter. We will provide you with detailed information on new STIHL products, tips and tricks for using our products, offers on our power tools, inspiration for your outdoor work, and much more.



STIHL ON SOCIAL MEDIA

Visit us on **Facebook**

Discover our STIHL **YouTube channel**

Information and fascinating articles can be found at **stihl.co.za**

Follow us on **Instagram**



STIHL IN-STORE

Whether for sawing, mowing, trimming, cleaning or cutting – everyone appreciates the uncompromising quality and reliability of STIHL products. And to make sure STIHL continues to deliver complete satisfaction, our products are only available from your local authorised STIHL dealer.

STIHL SERVICE PARTNERS

You will always be in good hands at an authorised STIHL dealer – they provide excellent service, advice and handling tips. They can advise you on the best power tools for your needs, give you useful tips on how to use the machine correctly, and provide professional service. They will help to make sure your STIHL power tool remains a pleasure to use for many years to come.

STIHL ORIGINAL SPARE PARTS

Maximum reliability, even in extreme conditions, is a hallmark of STIHL power tools. If anything should ever go wrong with your power tool, STIHL has original spare parts on hand that will significantly enhance the performance, safety, and service life of your STIHL power tool. **STIHL stocks original spare parts for at least 10 years after a chainsaw or power tool has been discontinued**, so buying STIHL is always a great long-term investment. Original spare parts can be identified by the STIHL logo or the stylised "S" spare parts symbol.



STIHL QUALITY CONTROL

Stringent quality requirements are applied in all areas of the company to ensure the high standards of STIHL power tools. STIHL complies with the globally applicable ISO 9001 and ISO 14001 standards for comprehensive quality and environmental management. We are constantly developing and enhancing our entire range, which is why the design, technology and features of our products are subject to change.

FOR YOUR SAFETY

If not used in the approved manner, all our products can cause harm to the user or other people, animals and objects in the immediate vicinity. It is therefore essential to carefully read the entire user manual before starting and/or using a product for the first time, and to follow the safety instructions.

BRAND PROTECTION

Quality and safety for our customers are of the utmost importance to us. Our products are therefore protected by the following registered trademarks of ANDREAS STIHL AG & Co. KG:

STIHL logo

STIHL

STIHL spare parts logo



The orange and grey colour combination



STIHL PRODUCTS ARE REGULARLY TESTED BY GERMAN AND INTERNATIONAL INSTITUTIONS.

We undertake these examinations because we view them as the logical continuation of our own testing programme. We highly value the judgement of third parties - not least because it gives our customers real peace of mind.

The institutions confirm the high quality standards and exemplary technologies of STIHL products by awarding us quality marks. More comprehensive information regarding our compliance with Dir. 2002/44/EC (Vibration) is available at www.stihl.com/vib.

EXPLANATION OF QUALITY MARKS

The test conditions for the quality marks can be viewed on the web pages indicated:



We voluntarily submit our products to recognised testing authorities for safety testing. The GS mark confirms which authority carried out the inspection, such as TÜV. www.tuv.com/gs-zeichen.



Quality mark of the German Agricultural Society. This independent, non-profit commission determines testing criteria and evaluation standards and is responsible for issuing the quality mark. A Signum Test usually takes six to twelve months to complete. For further information, visit www.dlg.org.



DLG certification involves a comprehensive Utility Value test being conducted by the DLG, based on independent and recognised assessment criteria for agricultural products. A machine or system that is DLG-certified in its entirety has been assessed as neutral in terms of its key characteristics. For further information, visit www.dlg.org.



The Board of Trustees for Forestry Work and Technology (Kuratorium für Waldarbeit und Forsttechnik e. V.) awards the "KWF Pro" mark (previously "KWF Utility Value test mark") to technical forestry equipment that meets the high standards required for professional forestry applications in relation to efficiency, safety, ergonomics and environmental sustainability. The "KWF Standard" quality mark is awarded to products that are suitable for use outside the forestry environment, such as in agriculture or landscaping, or by those who cut their own firewood. Products with specific technical features that have been successfully tested receive the blue "KWF test" mark. For further information, visit www.kwf-online.de.



The ÖKO-TEST publisher tests products from all goods sectors, particularly with respect to their environmental compatibility and the absence of pollutants. Products that achieve exemplary results in this testing may carry the ÖKO-TEST label, which is considered the most widely-accepted quality seal in Germany. For further information, visit www.oekotest.de.



Stiftung Warentest creates test reports concerning electronics, household and health, as well as finances, insurance and taxes. For further information, visit www.test.de.



The European Eco-Label was introduced in 1992 and is recognised by the European Commission, all member states of the European Union and the European Economic Area. For European consumers, the "flower" symbol indicates a high-quality, environmentally-friendly product that has been tested by independent national institutes in each of the member states. For further information visit ec.europa.eu/environment/ecolabel.



All GORE-TEX® shoes and clothing bear the Guaranteed to Keep You Dry™ assurance, which means they are guaranteed to remain waterproof, windproof and breathable throughout the life of the product. For further information, visit gore-tex.com.



Products with the OEKO-TEX® label are made exclusively from textiles which have been tested and certified in accordance with the OEKO-TEX® Standard 100. OEKO-TEX® Standard 100 is a worldwide testing and certification system for textiles, and it can be applied to raw materials, intermediate products and end products. The toxicity tests check for prohibited and regulated substances, as well as chemicals that are potentially hazardous to health. For further information, visit www.oeko-tex.com.



This symbol appears on cut protection clothing, gloves and shoes for users of hand-held chainsaws, that have been certified in accordance with EN ISO 11393 and EN ISO 17249.



This indicates high-visibility clothing tested in accordance with EN ISO 20471.

GENERAL INFORMATION

1. This catalogue is valid as of 1 January 2022.
2. This catalogue supersedes all previous catalogues.
3. Some products - especially accessories - are not available in all countries or are only available on request.
4. Data and illustrations contained in this catalogue are without obligation.
5. We reserve the right to make changes in technology, form and equipment.

STIHL warns about imitations:

www.stihl.co.za/beware-of-imitations

www.stihl.co.za



FOR FURTHER INFORMATION AND ADVICE:



0463 931 0123, M10, C22, Konradin. Printed in Germany © ANDREAS STIHL AG & Co. KG 2022. Printed on PEFC-certified paper. The PEFC certificate (Programme for the Endorsement of Forest Certification Schemes) stands for sustainable forest management with the goal of ensuring that forest ecosystems remain intact for future generations. Independent certifying bodies monitor adherence to regulations concerning the awarding of this seal of approval. Companies that use PEFC-certified paper demonstrate their commitment to the environment and their responsible attitude towards wood - an invaluable raw material. For further information, visit www.pefc.de.